



US00D668085S

(12) **United States Design Patent**  
**Bellin**

(10) **Patent No.:** **US D668,085 S**  
(45) **Date of Patent:** **\*\* Oct. 2, 2012**

(54) **CHAIR**

(75) Inventor: **Sergio Bellin, Vo' (IT)**

(73) Assignee: **Sitland S.p.A., Nanto (IT)**

(\*\*) Term: **14 Years**

(21) Appl. No.: **29/396,319**

(22) Filed: **Jun. 28, 2011**

(51) **LOC (9) Cl.** ..... **06-01**

(52) **U.S. Cl.** ..... **D6/500**

(58) **Field of Classification Search** ..... D6/334-336,  
D6/364, 365, 366, 367, 374, 376, 379, 380,  
D6/500-502; 297/284.4, 354.1, 354.11,  
297/451.9, 452.13, 452.21, 452.29, 452.3,  
297/452.56

See application file for complete search history.

(56) **References Cited**

**U.S. PATENT DOCUMENTS**

D309,382 S \* 7/1990 Buhk ..... D6/360  
D444,307 S \* 7/2001 Minami ..... D6/360

D535,486 S \* 1/2007 Huang ..... D6/366  
D540,050 S \* 4/2007 Su ..... D6/366  
D573,817 S \* 7/2008 Su ..... D6/502  
D603,632 S \* 11/2009 Su ..... D6/502  
D647,738 S \* 11/2011 Chen ..... D6/500  
D657,594 S \* 4/2012 Knight et al. .... D6/500

\* cited by examiner

*Primary Examiner* — Mimoso De

(74) *Attorney, Agent, or Firm* — Themis Law

(57) **CLAIM**

The ornamental design for a chair, as shown and described.

**DESCRIPTION**

FIG. 1 is a front perspective view of a chair showing my new design;

FIG. 2 is a front elevational view thereof;

FIG. 3 is a left side elevational view thereof, the right side being a mirror image;

FIG. 4 is a rear elevational view thereof; and,

FIG. 5 is a rear perspective view thereof.

**1 Claim, 5 Drawing Sheets**






FIG. 1






FIG. 2



FIG. 3






FIG. 4




FIG. 5