



US00D668074S

(12) **United States Design Patent**
Hoff et al.

(10) **Patent No.:** **US D668,074 S**

(45) **Date of Patent:** **** Oct. 2, 2012**

(54) **BED**

(75) Inventors: **Philip M. Hoff**, Trempealeau, WI (US);
Harry Janke, Trempealeau, WI (US);
Brian M. Medley, Onalaska, WI (US)

(73) Assignee: **Ashley Furniture Industries, Inc.**,
Arcadia, WI (US)

(**) Term: **14 Years**

(21) Appl. No.: **29/421,003**

(22) Filed: **Apr. 30, 2012**

Related U.S. Application Data

(63) Continuation of application No. 29/384,331, filed on
Jan. 29, 2011, now Pat. No. Des. 658,401.

(51) **LOC (9) Cl.** **06-02**

(52) **U.S. Cl.** **D6/393**

(58) **Field of Classification Search** D6/382-384,
D6/392-395, 505-509, 388; 5/53.1, 907,
5/279.1, 280, 281

See application file for complete search history.

(56) **References Cited**

U.S. PATENT DOCUMENTS

1,297,144 A * 3/1919 Giordano 5/2.1
D395,964 S * 7/1998 Bell, Jr. D6/384

D397,881 S * 9/1998 Velidedeoglu et al. D6/384
D565,333 S * 4/2008 Mohundro D6/505

* cited by examiner

Primary Examiner — Janice Seeger

(74) *Attorney, Agent, or Firm* — Patterson Thunten
Christensen Pedersen, P.A.

(57) **CLAIM**

We claim the ornamental design for a bed, as shown and
described.

DESCRIPTION

FIG. 1 is a front perspective view of a bed according to the
invention. The view from the adjacent front corner being a
mirror image thereto.

FIG. 2 is a side elevational view of the bed according to the
invention. The view from the opposite side being a mirror
image thereto.


FIG. 3 is a front elevational view of a headboard of a bed
according to the invention; and,

FIG. 4 is a front elevational view of the footboard of a bed
according to the invention.

The headboard and footboard are shown separately for clarity
of disclosure.

The broken lines on the bed in the figures are for illustrative
purposes only and form no part of the claimed invention. The
backside of the footboards and the backside of the headboard
of the bed are not shown and form no part of the claimed
invention.

1 Claim, 4 Drawing Sheets



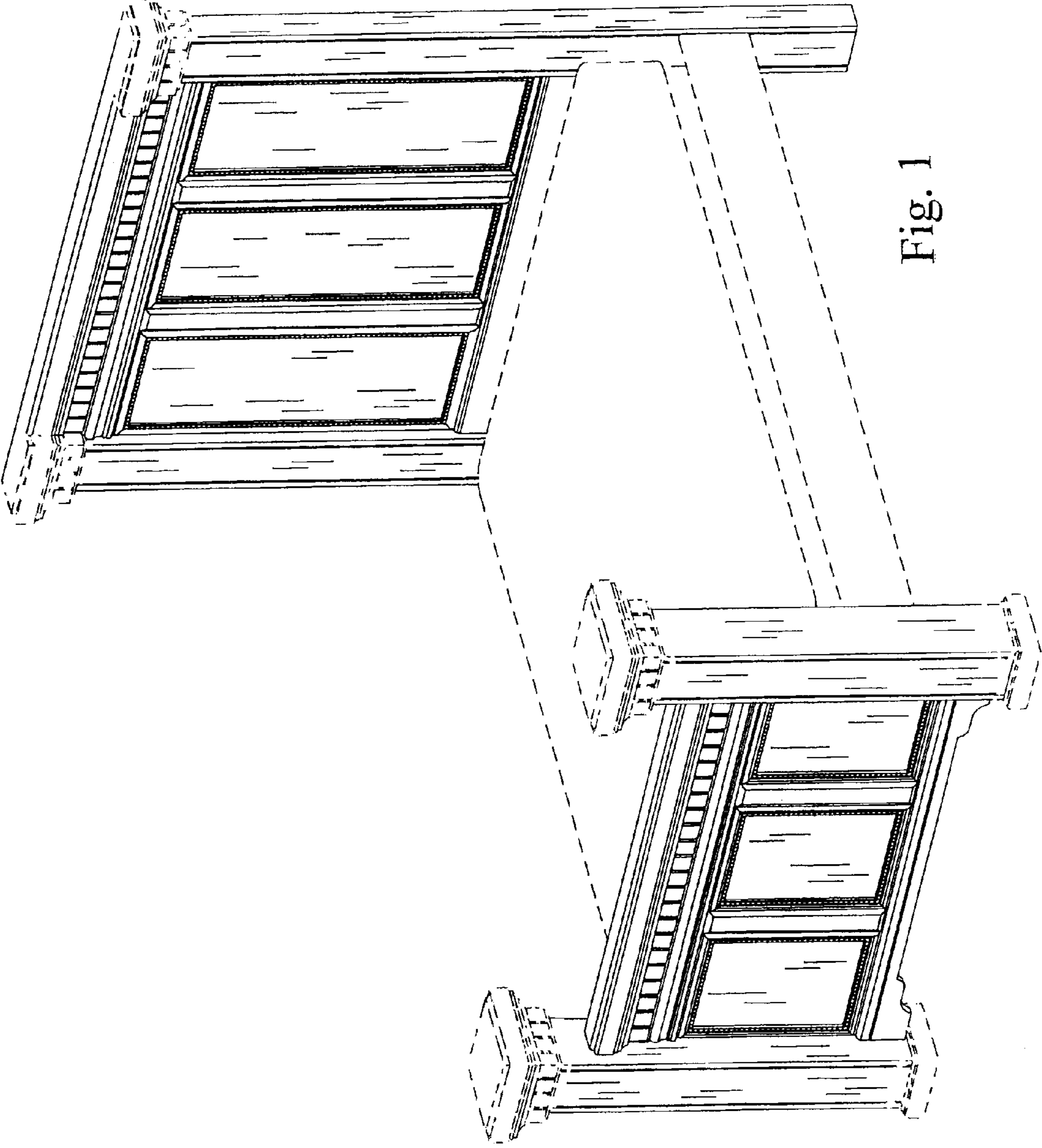


Fig. 1




Fig. 2

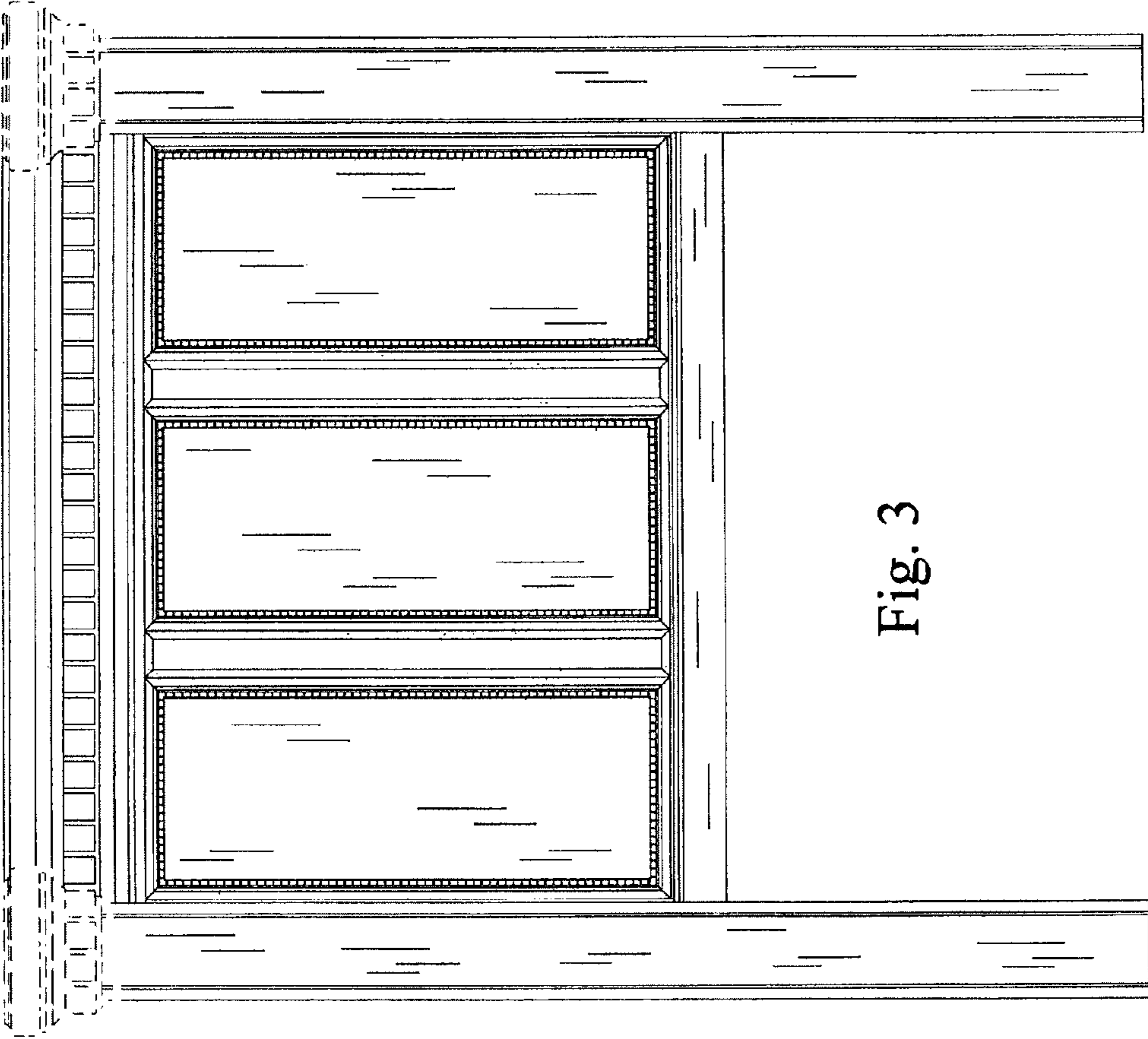


Fig. 3

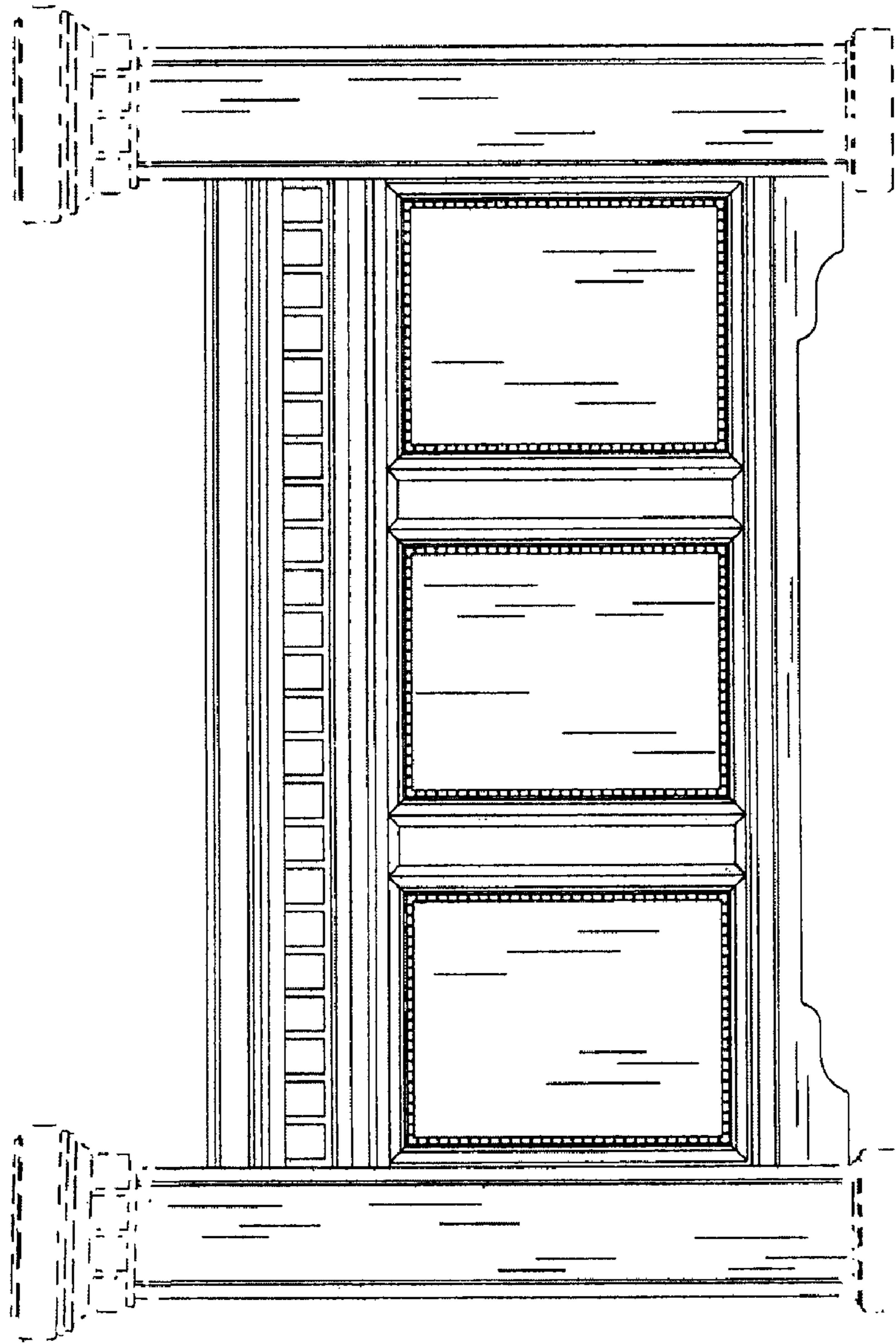


Fig. 4