



US00D668072S

(12) **United States Design Patent**
Kumazawa

(10) **Patent No.:** **US D668,072 S**
(45) **Date of Patent:** **** Oct. 2, 2012**

- (54) **CHAIR**
- (75) Inventor: **Taku Kumazawa**, Ichinomiya (JP)
- (73) Assignee: **Aichi Co., Ltd.**, Aichi-Ken (JP)
- (**) Term: **14 Years**
- (21) Appl. No.: **29/413,387**
- (22) Filed: **Feb. 15, 2012**

D149,982 S *	6/1948	Sundberg	D6/373
D202,775 S	11/1965	Rowland		
3,404,916 A	10/1968	Rowland		
3,724,897 A	4/1973	Faiks et al.		
3,815,955 A	6/1974	Gibilterra		
3,913,978 A	10/1975	Lester		
D241,487 S	9/1976	Gibilterra		
3,999,802 A	12/1976	Powers		

(Continued)

Related U.S. Application Data

- (60) Continuation-in-part of application No. 29/355,483, filed on Feb. 8, 2010, now Pat. No. Des. 656,333, which is a continuation-in-part of application No. 29/342,089, filed on Aug. 18, 2009, now Pat. No. Des. 609,487, which is a division of application No. 29/336,789, filed on May 8, 2009, now abandoned.

Foreign Application Priority Data

- (30) Mar. 9, 2009 (JP) 2009-005158
- Mar. 9, 2009 (JP) 2009-005160

(51) **LOC (9) Cl.** **06-06**

(52) **U.S. Cl.** **D6/373**

(58) **Field of Classification Search** D6/334-336,
D6/369, 371-376, 379-380, 500-502; 297/183.7,
297/239, 445.1, 447.1, 447.3, 447.4, 448.1,
297/448.2, 451.7, 452.18, 452.64
See application file for complete search history.

References Cited

(56) U.S. PATENT DOCUMENTS

1,960,022 A	5/1934	Melder
D112,866 S	1/1939	Vavrik
D149,980 S	6/1948	Spence

FOREIGN PATENT DOCUMENTS

EP 000606009-0010 S 11/2006

Primary Examiner — Kelley Donnelly

(74) *Attorney, Agent, or Firm* — Vincent K. Gustafson;
Jenkins, Wilson, Taylor & Hunt, P.A.


CLAIM

(57) The ornamental design for a chair, as shown and described.

DESCRIPTION

FIG. 1 is a perspective view of a chair showing my design;
FIG. 2 is a front elevation view of the chair;
FIG. 3 is a rear elevation view of the chair;
FIG. 4 is a left side elevation view of the chair; the right side
elevation view being a mirror image of the left side elevation
view;
FIG. 5 is a top plan view of the chair; and,
FIG. 6 is a bottom plan view of the chair.
The broken lines showing is included for the purpose of
illustrating environment of the design and forms no part of the
claimed design.

1 Claim, 6 Drawing Sheets



US D668,072 S

Page 2

U.S. PATENT DOCUMENTS

4,049,315	A	9/1977	Jacobson			
D272,490	S	2/1984	Ogg			
4,648,653	A *	3/1987	Rowland	297/239		
D335,777	S *	5/1993	Hess	D6/376		
5,383,712	A *	1/1995	Perry	297/448.2		
D367,185	S	2/1996	Olson			
D374,129	S *	10/1996	Timmons	D6/373		
D378,553	S	3/1997	Newhouse et al.			
D382,415	S	8/1997	Lieb			
D390,024	S	2/1998	DeJule			
RE36,335	E	10/1999	Perry			
D423,805	S	5/2000	Olson			
6,109,696	A	8/2000	Newhouse et al.			
D433,578	S	11/2000	Saul			
6,250,718	B1	6/2001	Newhouse et al.			
D466,712	S	12/2002	Haney et al.			
D472,723	S *	4/2003	Haney et al.	D6/373		
D495,890	S	9/2004	Chadwick et al.			
6,957,860	B1	10/2005	Leist et al.			
D516,830	S	3/2006	Leist et al.			
D527,921	S	9/2006	Lida et al.			
D528,812	S	9/2006	Giugiaro			
D541,068	S *	4/2007	Foster	D6/374		
D543,370	S	5/2007	Han			
D550,977	S	9/2007	Igarashi			
D558,478	S	1/2008	Rothe			
D569,644	S	5/2008	Kumazawa			
D600,465	S	9/2009	Kumazawa			
D600,953	S *	9/2009	Kumazawa	D6/502		
D600,954	S	9/2009	Kumazawa			
D602,276	S *	10/2009	Neil	D6/374		
D609,487	S	2/2010	Kumazawa			
D609,488	S	2/2010	Kumazawa			
D617,568	S	6/2010	Kumazawa			
D618,004	S *	6/2010	DeSanta et al.	D6/366		
RE42,027	E	1/2011	Kumazawa			
D655,933	S *	3/2012	Kumazawa	D6/373		
D656,333	S	3/2012	Kumazawa			
D656,334	S	3/2012	Kumazawa			
D656,335	S	3/2012	Kumazawa			

* cited by examiner




FIG. 1




FIG. 2




FIG. 3

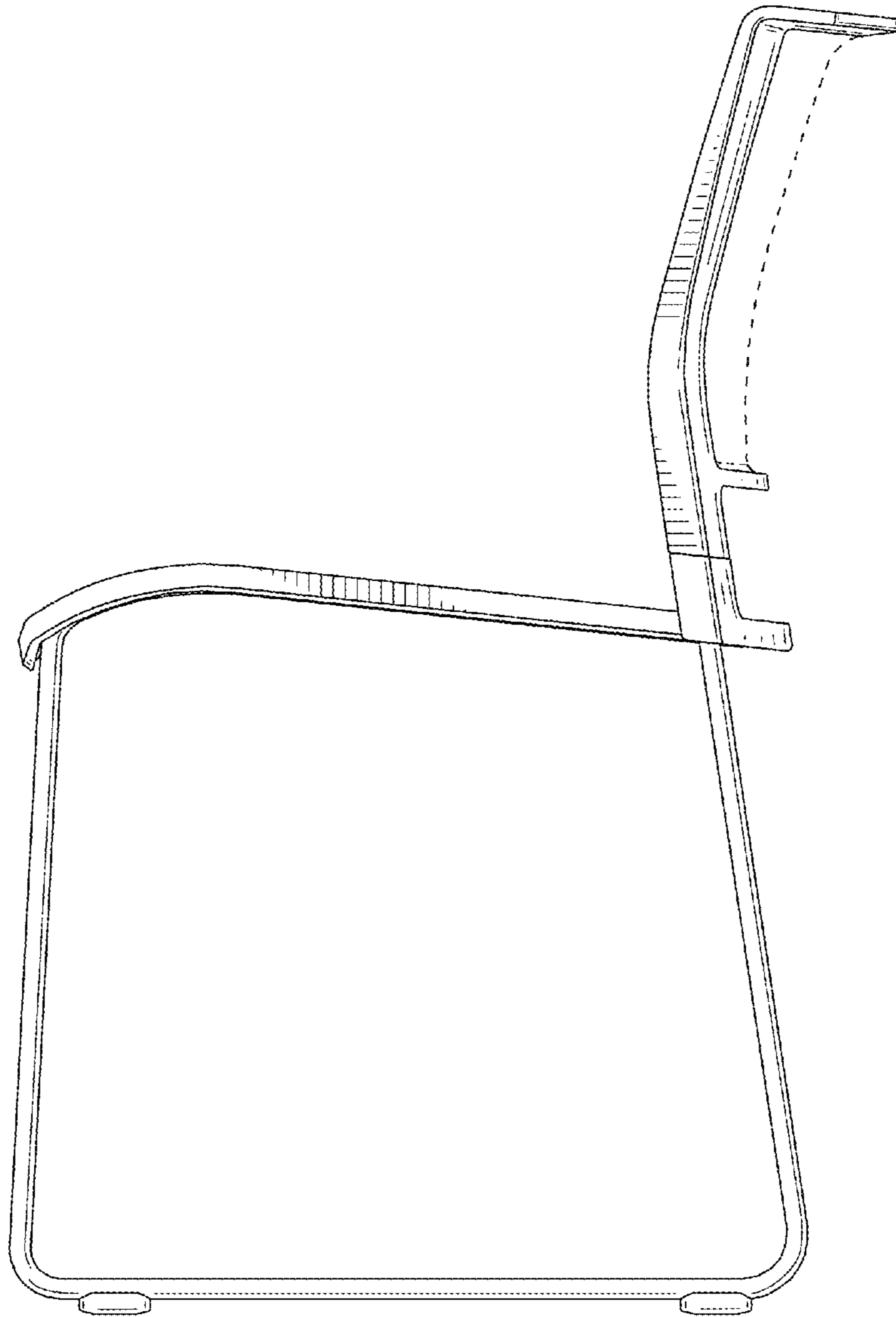


FIG. 4




FIG. 5




FIG. 6