



US00D668046S

(12) **United States Design Patent**
Teichelman

(10) **Patent No.:** **US D668,046 S**

(45) **Date of Patent:** **** Oct. 2, 2012**

(54) **SECURITY CASE FOR HANDGUN**

(76) Inventor: **Alan C. Teichelman**, Forth Worth, TX
(US)

(**) Term: **14 Years**

(21) Appl. No.: **29/404,381**

(22) Filed: **Oct. 20, 2011**

(51) **LOC (9) Cl.** **03-01**

(52) **U.S. Cl.** **D3/269**

(58) **Field of Classification Search** D3/269,
D3/271.1, 222, 223, 218, 230; 206/1.5, 317,
206/292, 293, 315.11, 807, 822; 224/219,
224/198, 199, 912, 238, 239, 243, 246

See application file for complete search history.

D487,343 S * 3/2004 Neher D3/222
D509,061 S * 9/2005 Catania D3/269
D528,296 S * 9/2006 Quinnan D3/254
7,143,913 B2 * 12/2006 Lindsey et al. 224/413
7,905,350 B2 * 3/2011 Wood et al. 206/317
2012/0090215 A1 * 4/2012 Buie, II 42/95

* cited by examiner

Primary Examiner — Cynthia Ramirez

(74) *Attorney, Agent, or Firm* — James E. Walton; J. Oliver Williams

(57) **CLAIM**

The ornamental design for a security case for handgun, as shown and described.

DESCRIPTION

(56) **References Cited**

U.S. PATENT DOCUMENTS

D218,005 S * 7/1970 Woolfolk D3/230
3,720,013 A * 3/1973 McDonald 42/106
4,660,610 A * 4/1987 McIntire, III 206/349
4,898,310 A * 2/1990 Remington 224/238
4,917,239 A * 4/1990 Smith 206/349
4,966,320 A * 10/1990 DeSantis et al. 224/665
5,294,031 A * 3/1994 Volpei et al. 224/682
D378,952 S * 4/1997 Stava D3/222
D392,364 S * 3/1998 Neal et al.
D435,964 S * 1/2001 Lentz D3/239
D444,944 S * 7/2001 Smith et al. D3/271.4
6,253,915 B1 * 7/2001 Mesica et al. 206/317
D470,311 S * 2/2003 Mitchell D3/269

FIG. 1 is an oblique view of a security case for handgun according to the present application.

FIG. 2 is a front view of the security case of FIG. 1.

FIG. 3 is a rear view of the security case of FIG. 1.

FIG. 4 is a right view of the security case of FIG. 1.

FIG. 5 is a left view of the security case of FIG. 1.

FIG. 6 is a top view of the security case of FIG. 1; and,

FIG. 7 is a bottom view of the security case of FIG. 1.

The broken lines are included for the purpose of illustrating environmental structure and form no part of the claimed design.

1 Claim, 5 Drawing Sheets

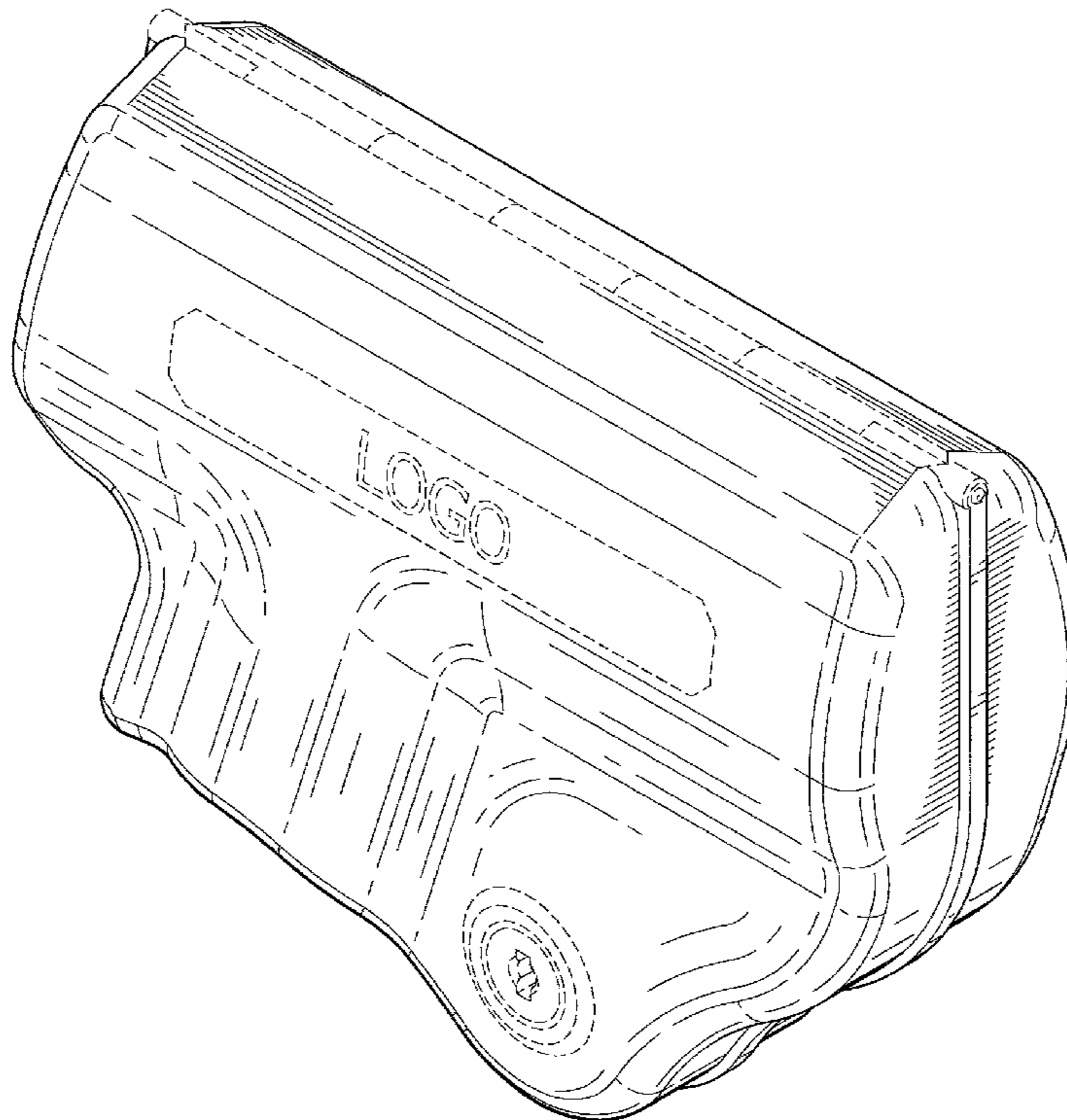


FIG. 1

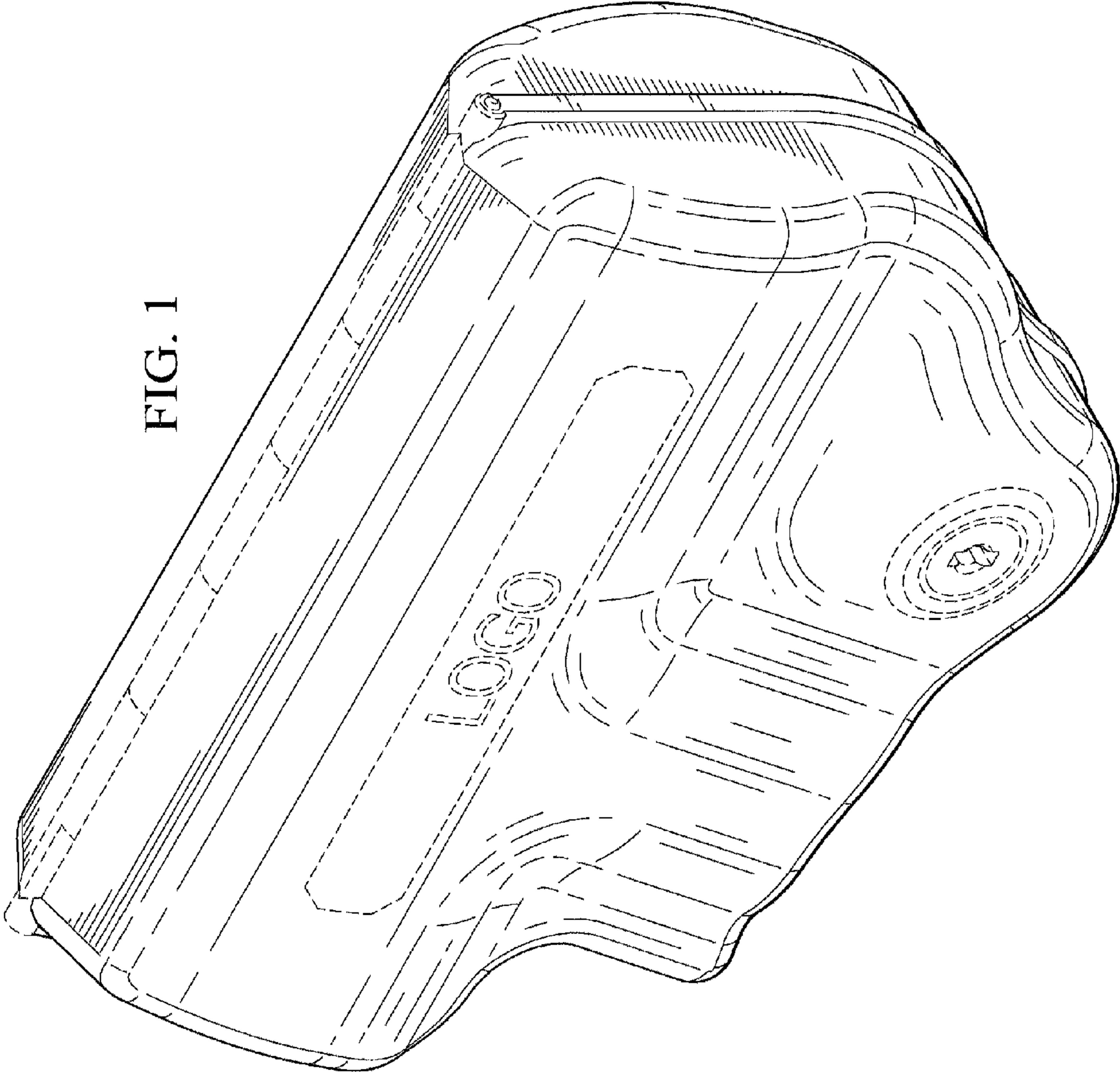


FIG. 2

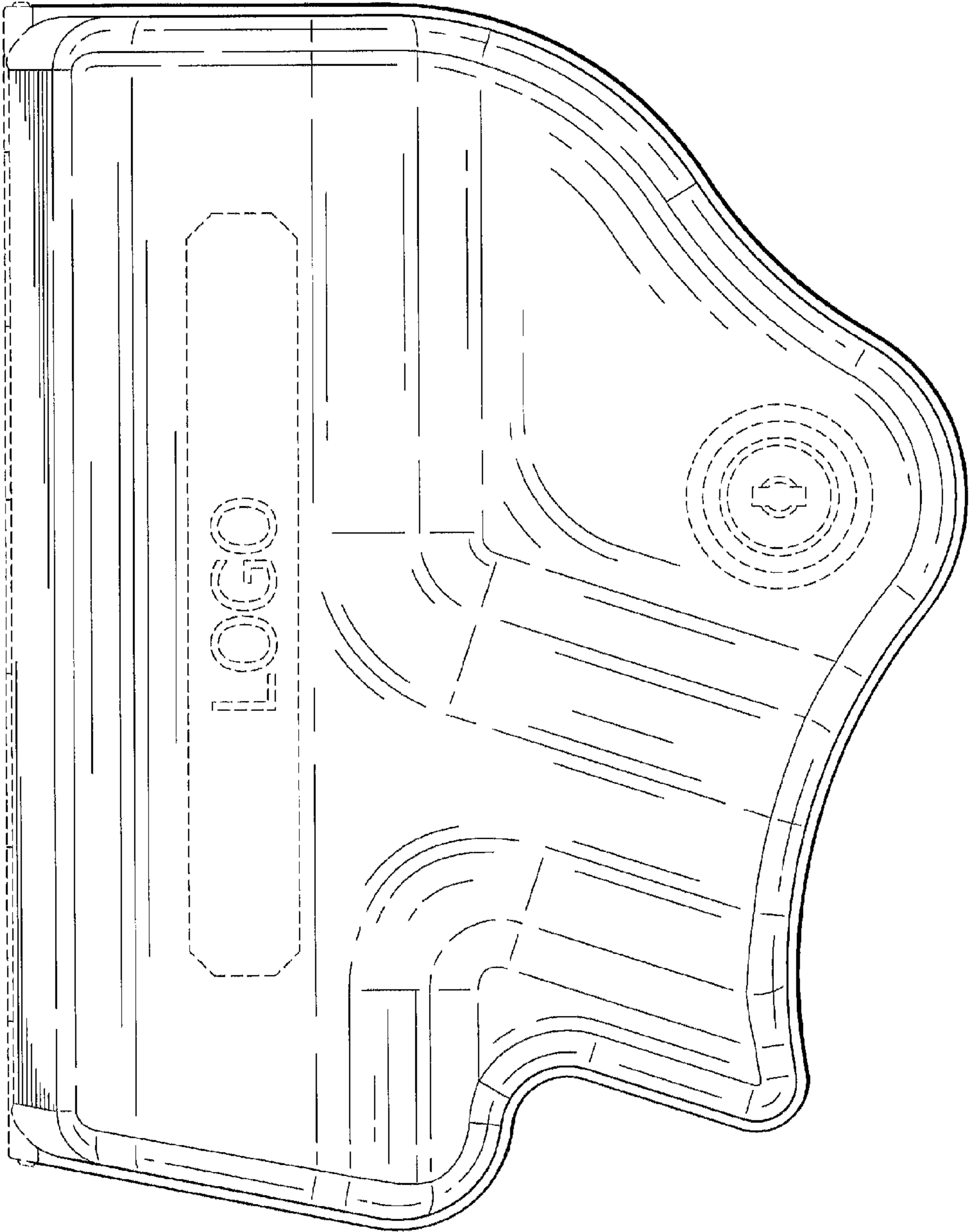


FIG. 3

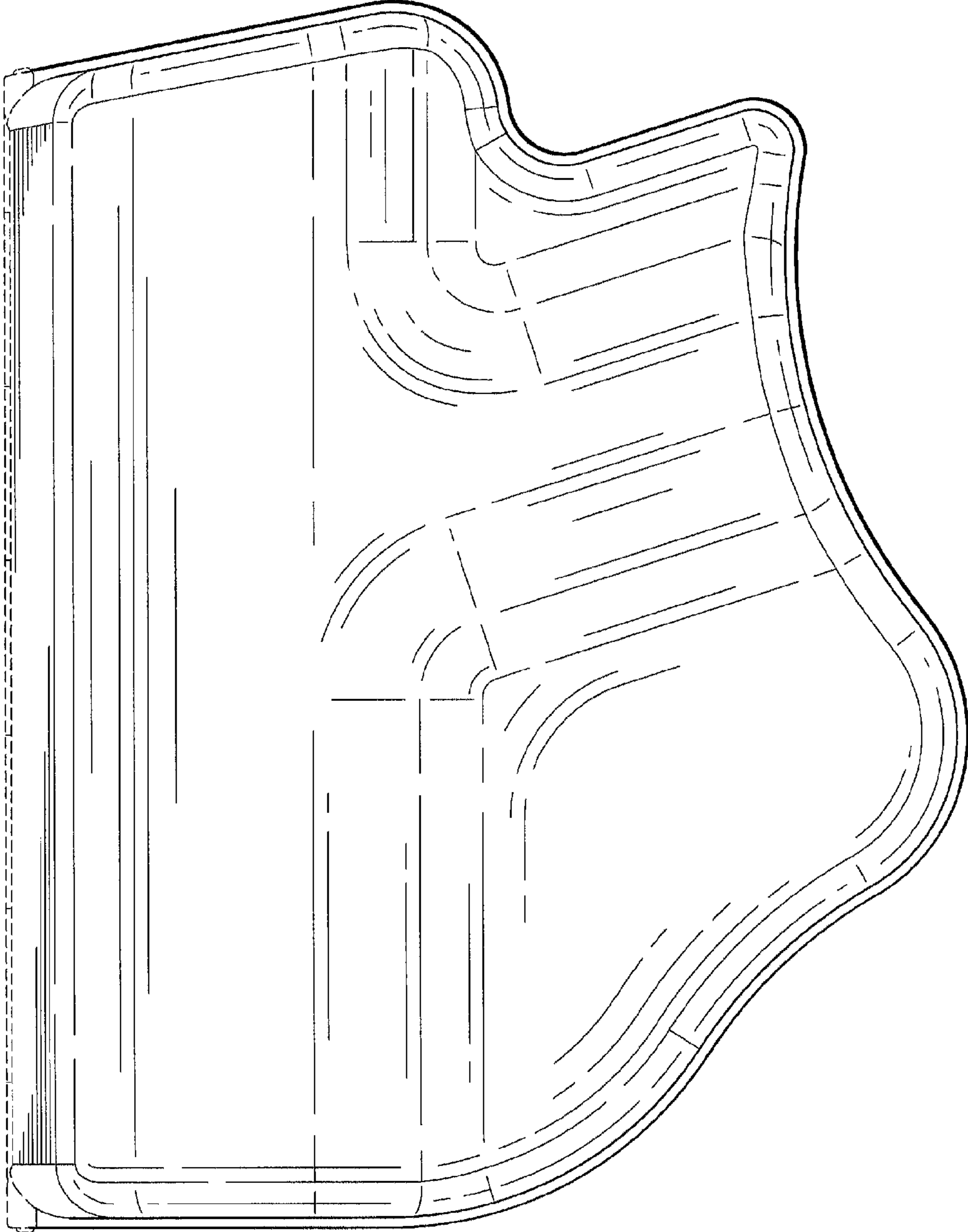


FIG. 5

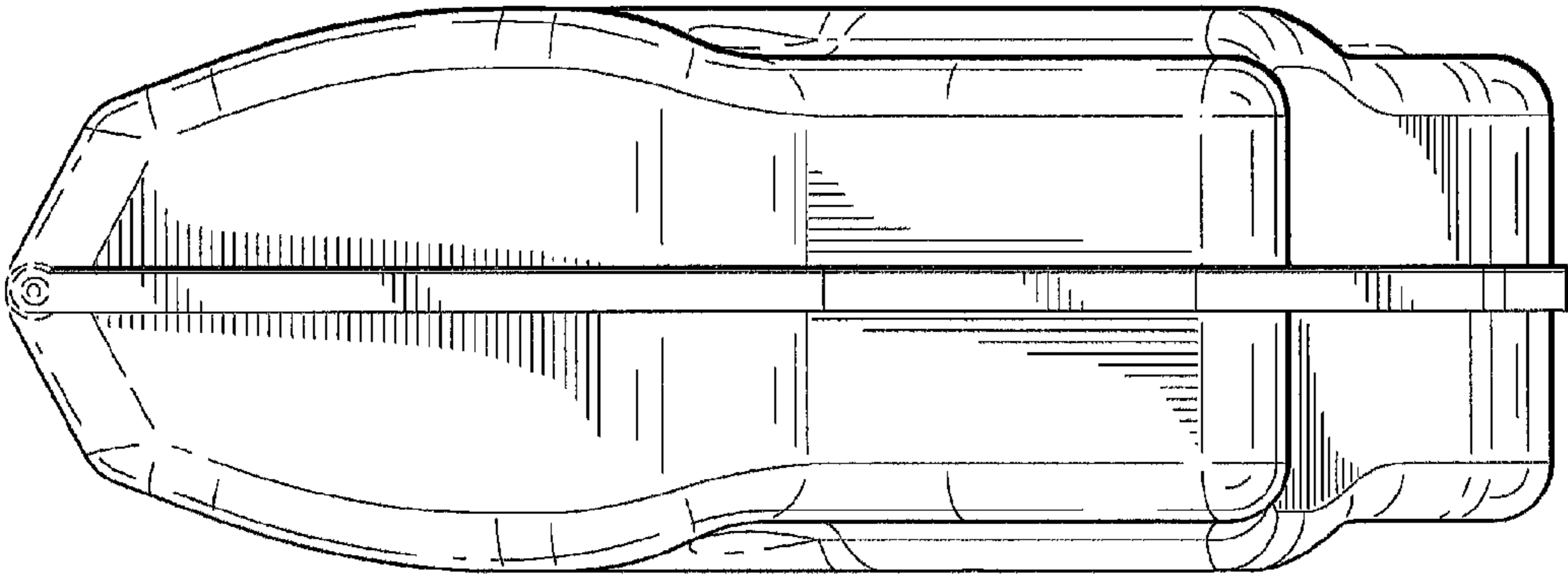


FIG. 4

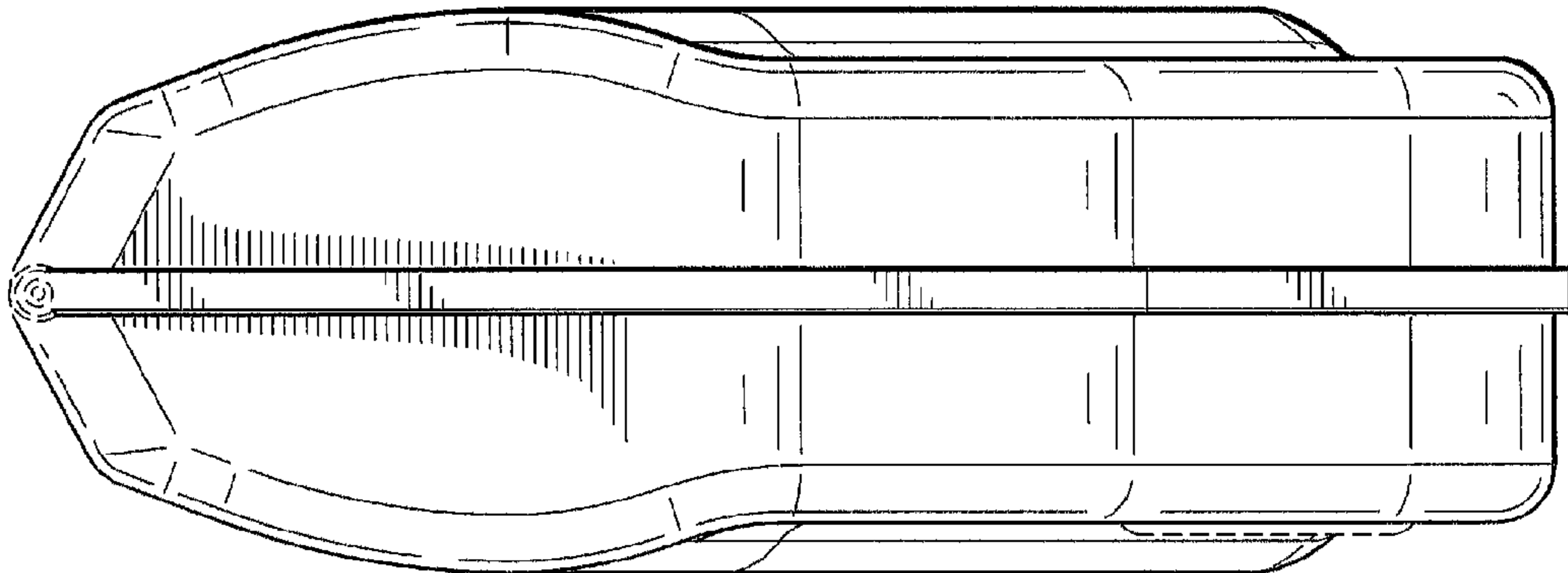


FIG. 6

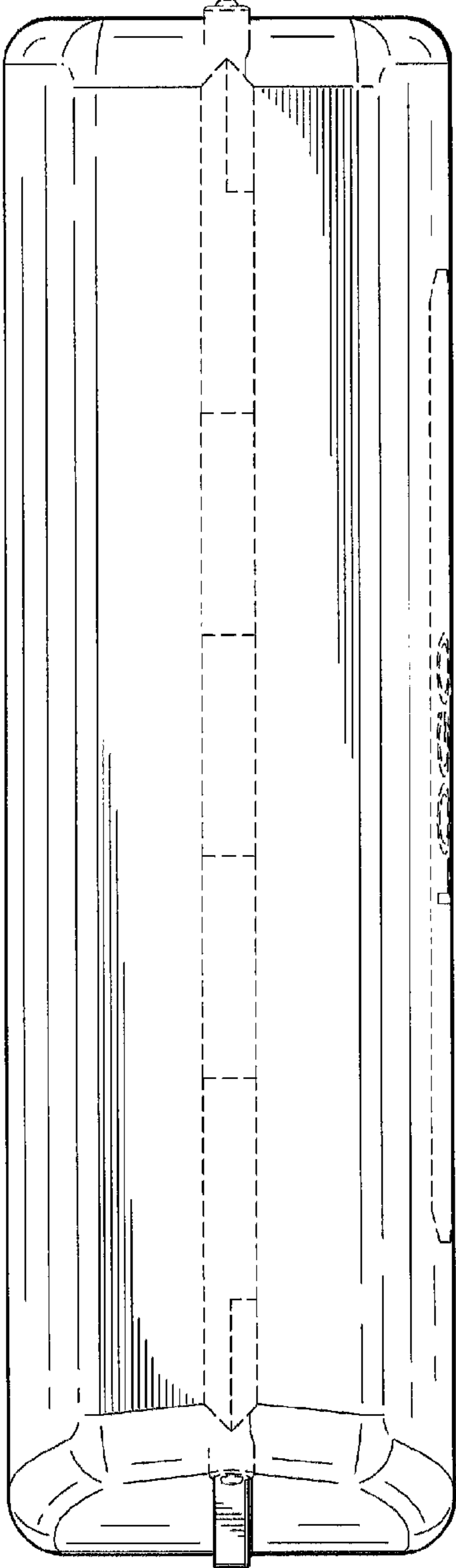


FIG. 7

