



US00D668041S

(12) **United States Design Patent**
Kriemler

(10) **Patent No.:** **US D668,041 S**

(45) **Date of Patent:** **** Oct. 2, 2012**

(54) **HANDBAG**

(75) Inventor: **Albert Kriemler**, St. Gallen (CH)

(73) Assignee: **Akris AG**, St. Gallen (CH)

(**) Term: **14 Years**

(21) Appl. No.: **29/383,454**

(22) Filed: **Jan. 18, 2011**

(30) **Foreign Application Priority Data**

Jul. 27, 2010 (WO) DM/074 045

(51) **LOC (9) Cl.** **03-01**

(52) **U.S. Cl.** **D3/232**

(58) **Field of Classification Search** D3/232–233,
D3/240–245, 318; 150/100, 103–110, 113–114,
150/118–119

See application file for complete search history.

(56) **References Cited**

U.S. PATENT DOCUMENTS

D603,607 S * 11/2009 Morelli D3/245

D605,402 S * 12/2009 Gonzalez D3/245

D607,639 S * 1/2010 Carella D3/243

D610,803 S * 3/2010 Shing D3/245

OTHER PUBLICATIONS

“The Moment,” Highlights from the T Magazine Web site, updated daily at nytimes.com/tmagazine, The New York Times, New York, Sunday, Jan. 17, 2010, vol. CLIX . . . No. 54,923 (1 page).

Michault, Jessica, “Tried, but still true,” International Herald Tribune, The Global Edition of the New York Times, Tuesday, Oct. 6, 2009, global.nytimes.com, (1 page).

Phelps, Nicole, “Akris,” Review, Style.com, Paris, Oct. 4, 2009 (1 page).

* cited by examiner

Primary Examiner — Holly Baynham

(74) *Attorney, Agent, or Firm* — Buchanan Ingersoll & Rooney PC

(57) **CLAIM**

The ornamental design for a handbag, as shown and described.

DESCRIPTION

FIG. 1 is a front perspective view of a handbag according to my new design, in a closed position.

FIG. 2 is a front elevational view of a handbag according to my new design,

FIG. 3 is side elevational view thereof, the other side being a mirror image thereof,

FIG. 4 is a rear perspective view of a handbag according to my new design, in a closed position.

FIG. 5 is a rear elevational view of a handbag according to my new design in a closed position,

FIG. 6 is a front perspective view of a handbag according to my new design in an open position.

FIG. 7 is a front elevational view of a handbag according to my design in an open position,

FIG. 8 is a side elevational view of a handbag according to my new design, the other side being a mirror image thereof,

FIG. 9 is a side perspective view of a handbag according to my new design; and,

FIG. 10 is a side elevational view of a handbag according to my new design the other side being a mirror image thereof.

The broken lines showing stitching are part of the claimed design.

1 Claim, 9 Drawing Sheets

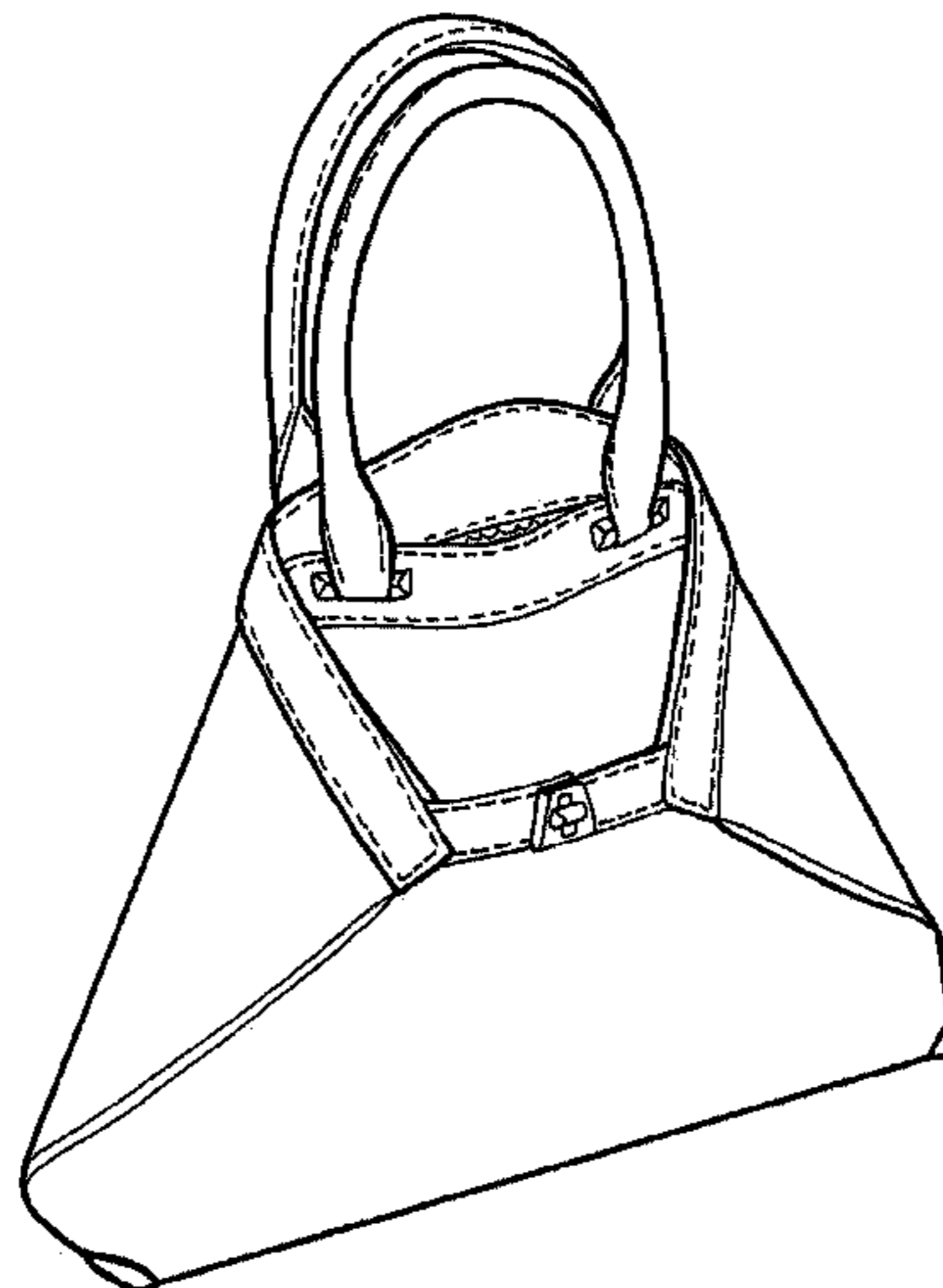


FIG. 1

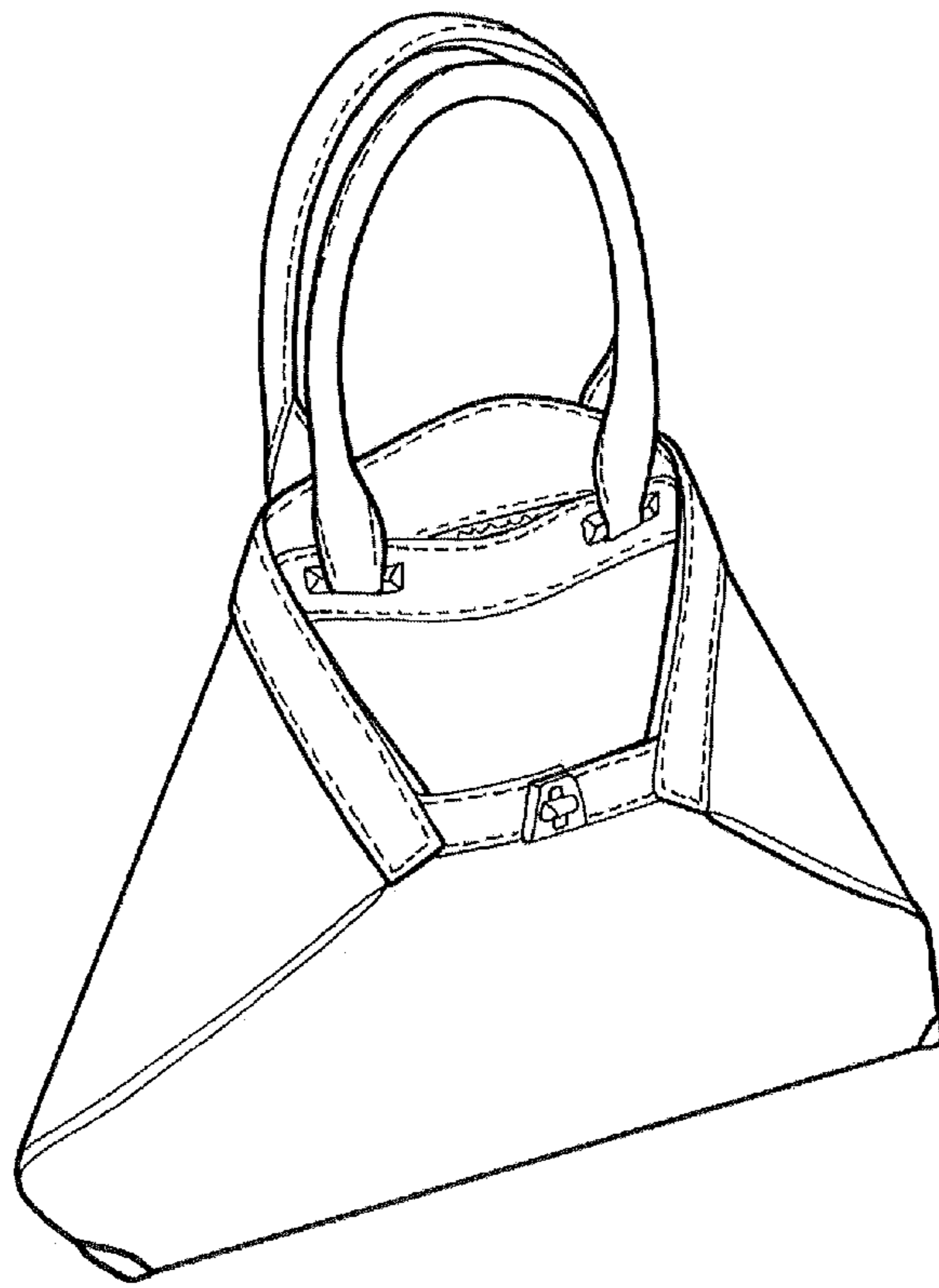


FIG. 2




FIG. 3

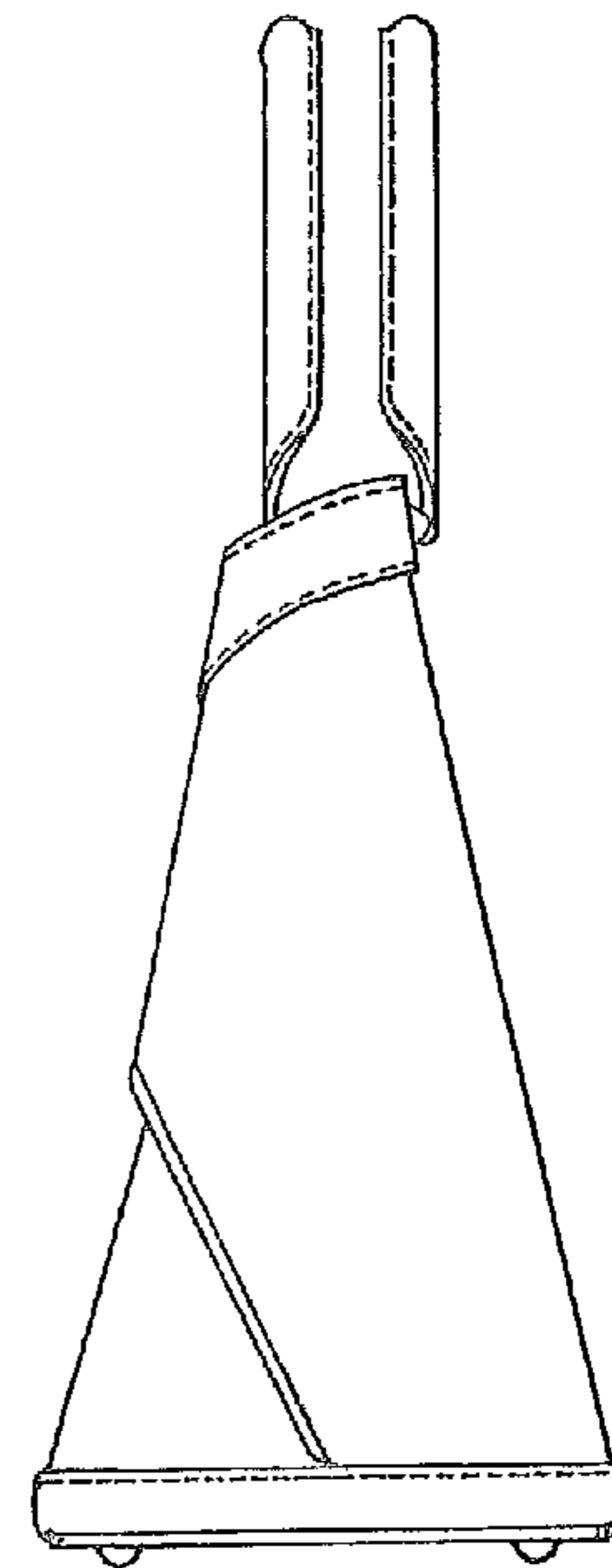


FIG. 4



FIG. 5



FIG. 6




FIG. 7



FIG. 8

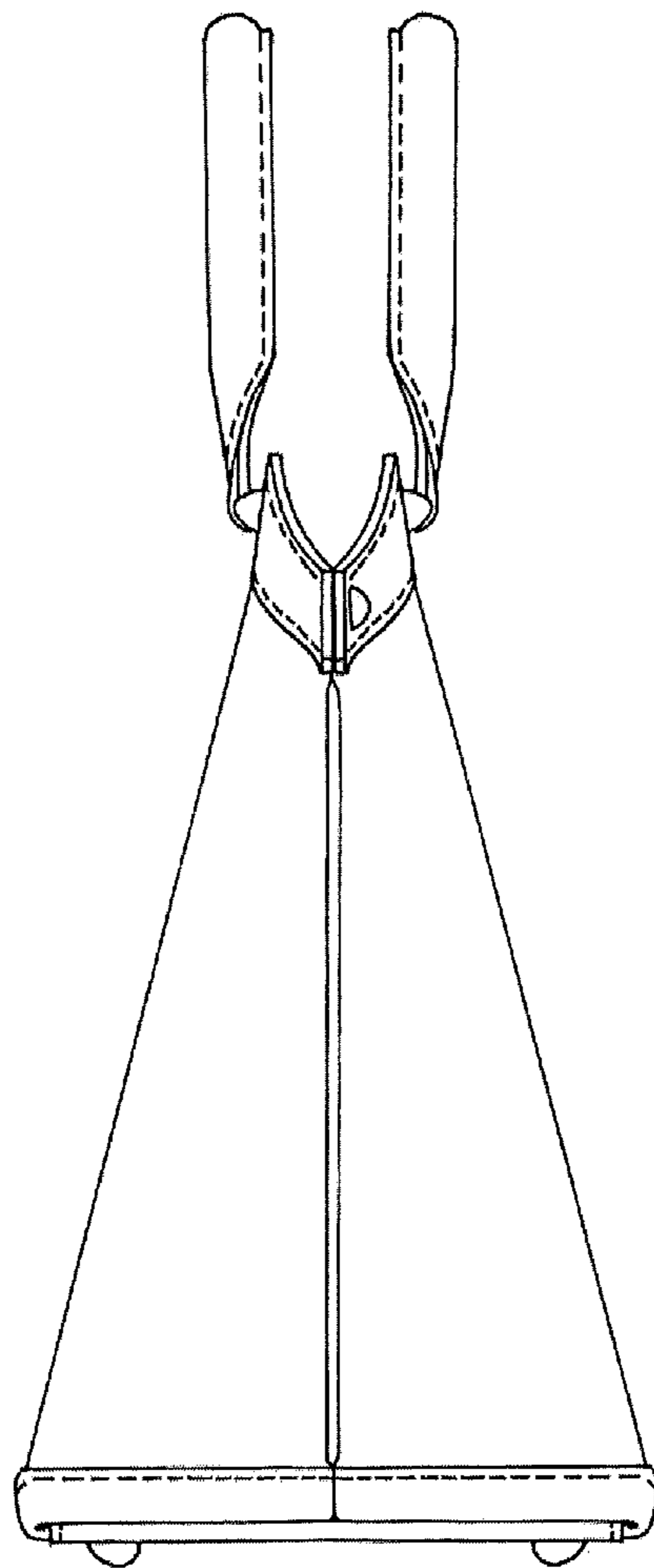


FIG. 9

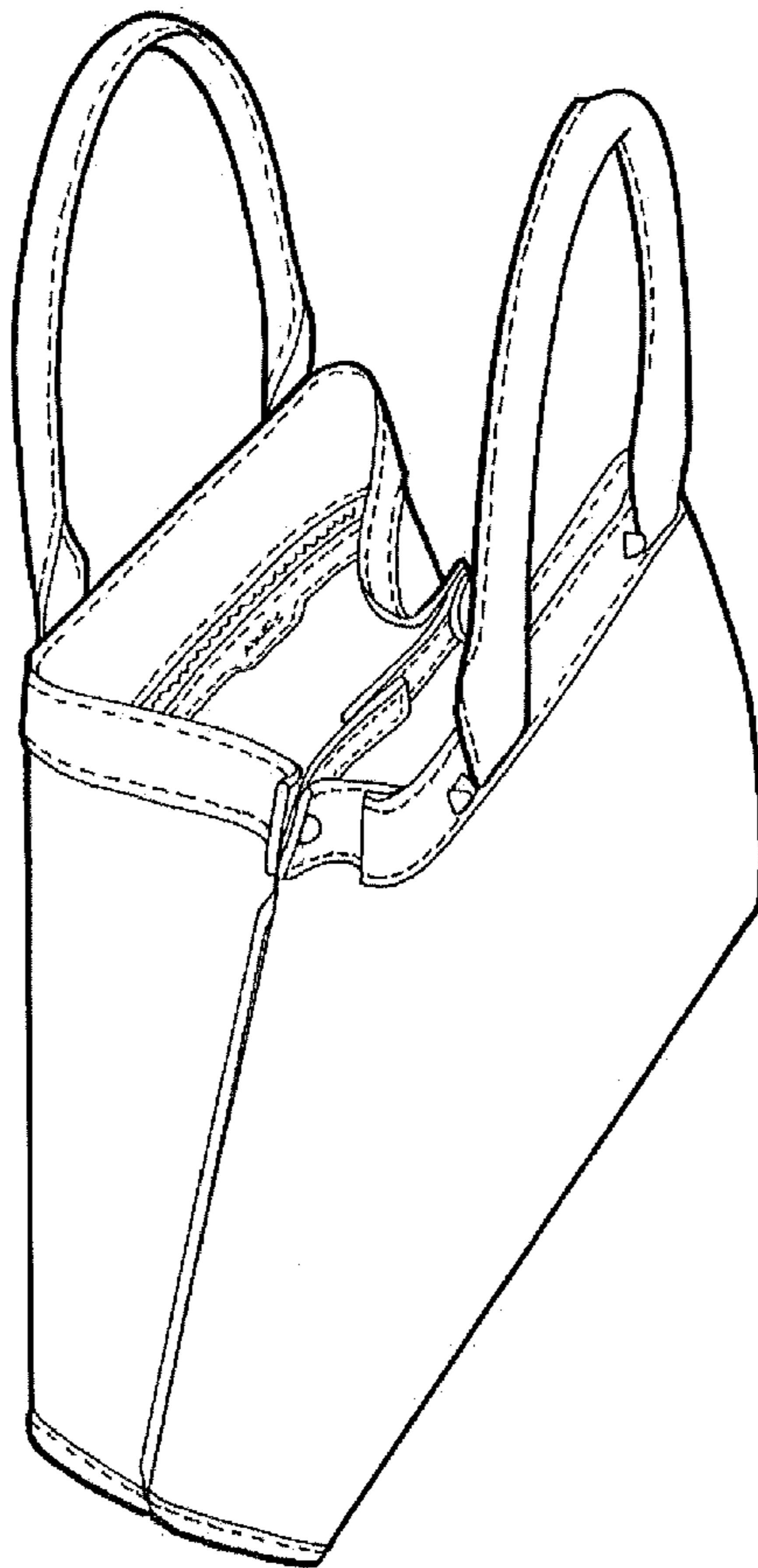


FIG. 10

