



US00D668021S

(12) **United States Design Patent**
Peoples et al.

(10) **Patent No.:** **US D668,021 S**
(45) **Date of Patent:** **** Oct. 2, 2012**

(54) **EXERCISE GARMENT**

(76) Inventors: **Jenna Peoples**, Simi Valley, CA (US);
Jane Steele, Simi Valley, CA (US)

(**) Term: **14 Years**

(21) Appl. No.: **29/413,575**

(22) Filed: **Feb. 16, 2012**

Related U.S. Application Data

(62) Division of application No. 29/404,290, filed on Oct. 18, 2011.

(51) **LOC (9) Cl.** **02-02**

(52) **U.S. Cl.** **D2/731**

(58) **Field of Classification Search** D2/700,
D2/717, 741, 749, 750, 751, 840, 841, 844,
D2/845, 847, 731; 2/90, 106, 113, 114, 115;
D29/101.3-101.5

See application file for complete search history.

(56) **References Cited**

U.S. PATENT DOCUMENTS

50,702 A	5/1917	Perillat	
2,374,093 A	4/1945	Gluckin	
3,409,007 A *	11/1968	Fuller	600/382
4,425,667 A *	1/1984	Harrison	2/462
4,538,614 A	9/1985	Henderson	
D298,365 S *	11/1988	Acerbis	D29/101.2
D300,382 S	3/1989	Keithan	
D300,910 S	5/1989	Buford	
5,004,231 A	4/1991	Alread	
D341,919 S *	12/1993	Grimes	D2/743
D393,243 S *	4/1998	Ferguson	D2/841
D393,338 S	4/1998	Rubin	
D403,486 S	1/1999	Chetwynd	

5,937,441 A *	8/1999	Raines	2/69
D420,467 S *	2/2000	Breitbach et al.	D29/100
D438,691 S	3/2001	Zagame	
D516,753 S	3/2006	Grissom	
7,090,558 B2	8/2006	Ott	
D550,930 S *	9/2007	Davila et al.	D2/840
D577,827 S *	9/2008	Miyazawa et al.	D24/188
D609,429 S	2/2010	Erland	
D620,058 S	7/2010	Gaedke	
D629,998 S *	1/2011	Lambertz	D2/704
2004/0154083 A1 *	8/2004	McVicker	2/455

FOREIGN PATENT DOCUMENTS

DE 3139463 A1 * 4/1983

* cited by examiner

Primary Examiner — Rashida Johnson

(74) *Attorney, Agent, or Firm* — QuickPatents, Inc.; Kevin Prince

(57) **CLAIM**

We claim the ornamental design for an exercise garment, as shown and described.

DESCRIPTION

FIG. 1 is a perspective view of an exercise garment, showing our new design;

FIG. 2 is a front elevational view thereof;

FIG. 3 is a rear elevational view thereof;

FIG. 4 is a left-side elevational view thereof;

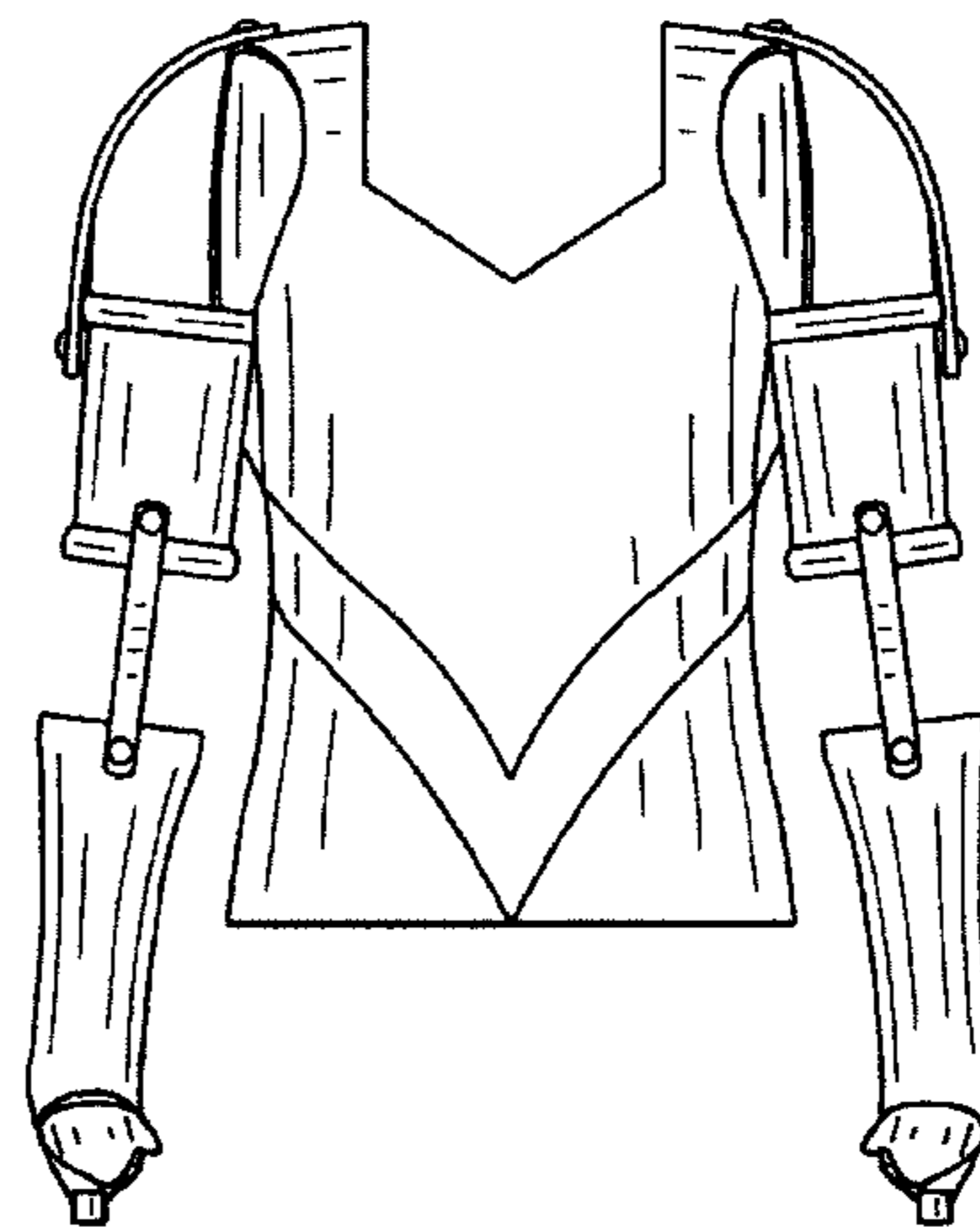
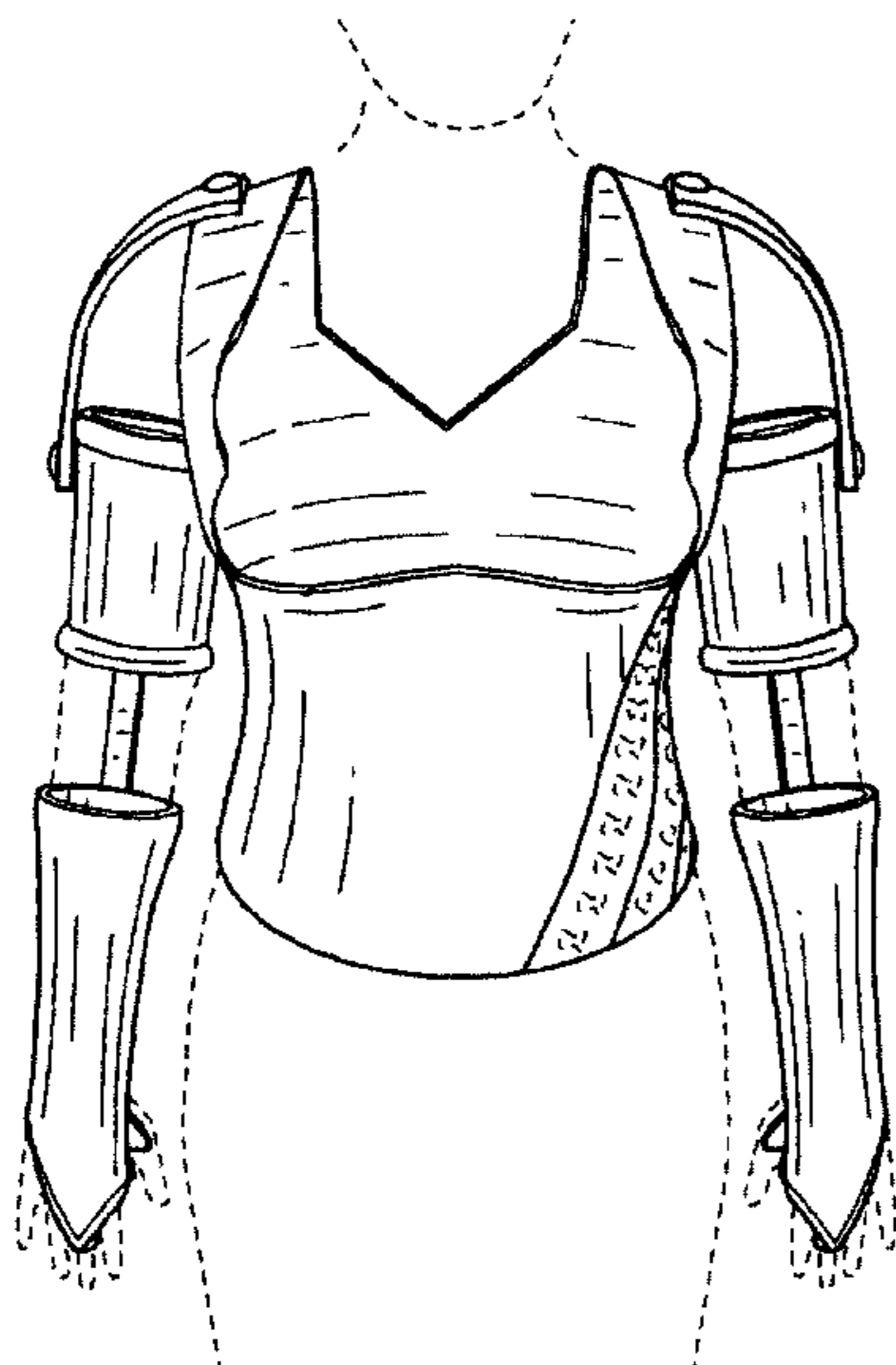
FIG. 5 is a right-side elevational view thereof;

FIG. 6 is a top plan view thereof; and,

FIG. 7 is a bottom plan view thereof.

The broken lines showing a person in FIG. 1 and design elements in FIGS. 1, 2 and 4 depict environmental matter and form no part of the claimed design.

1 Claim, 3 Drawing Sheets



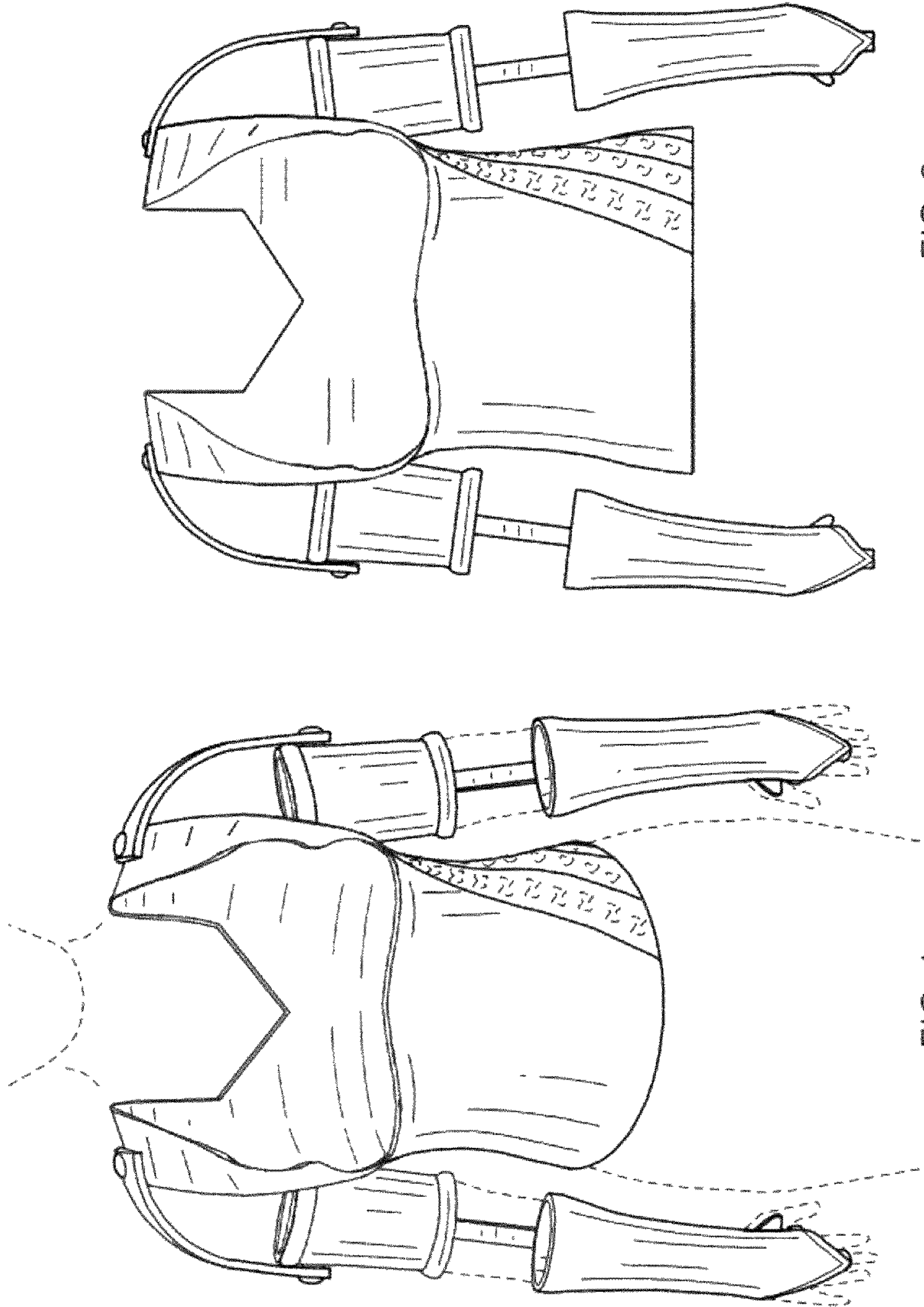


FIG. 2

FIG. 1

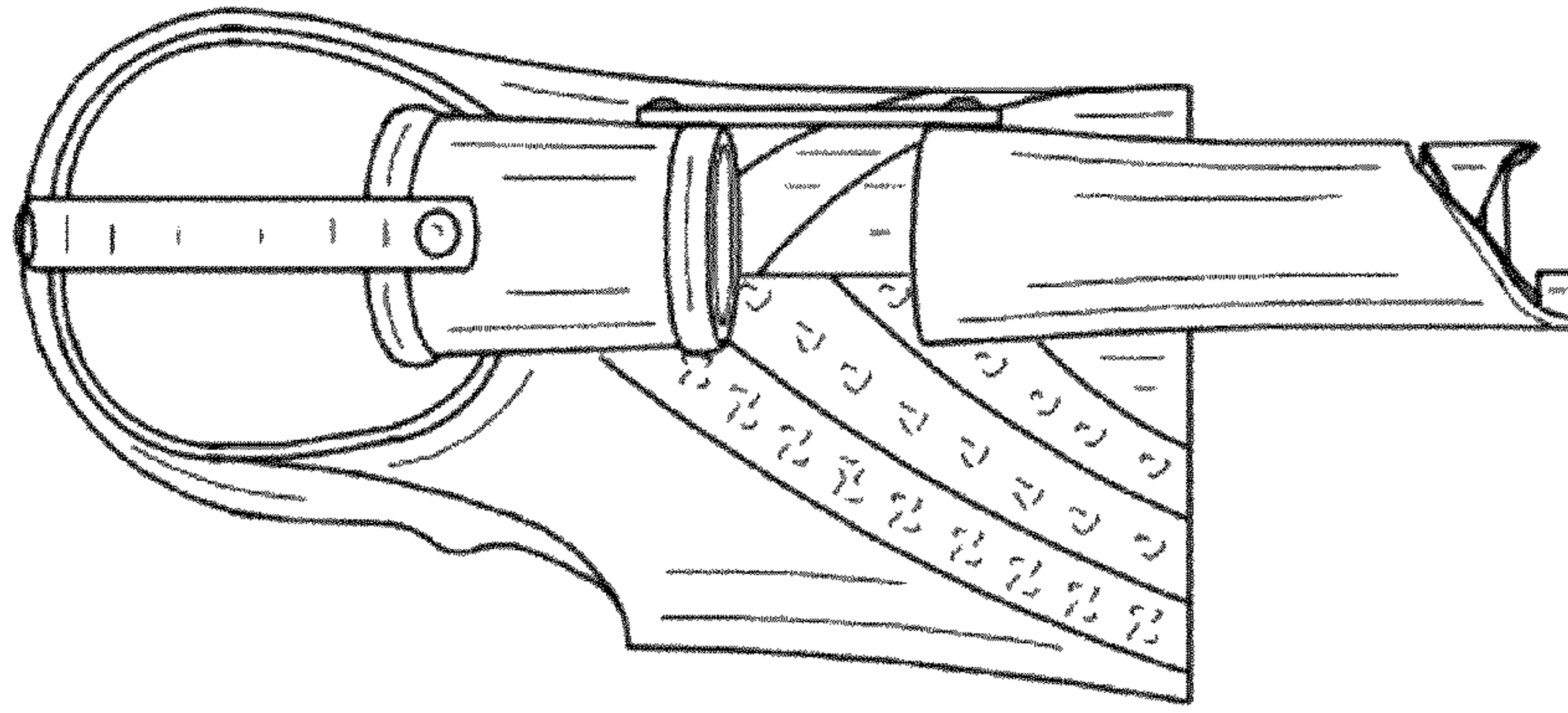


FIG. 4

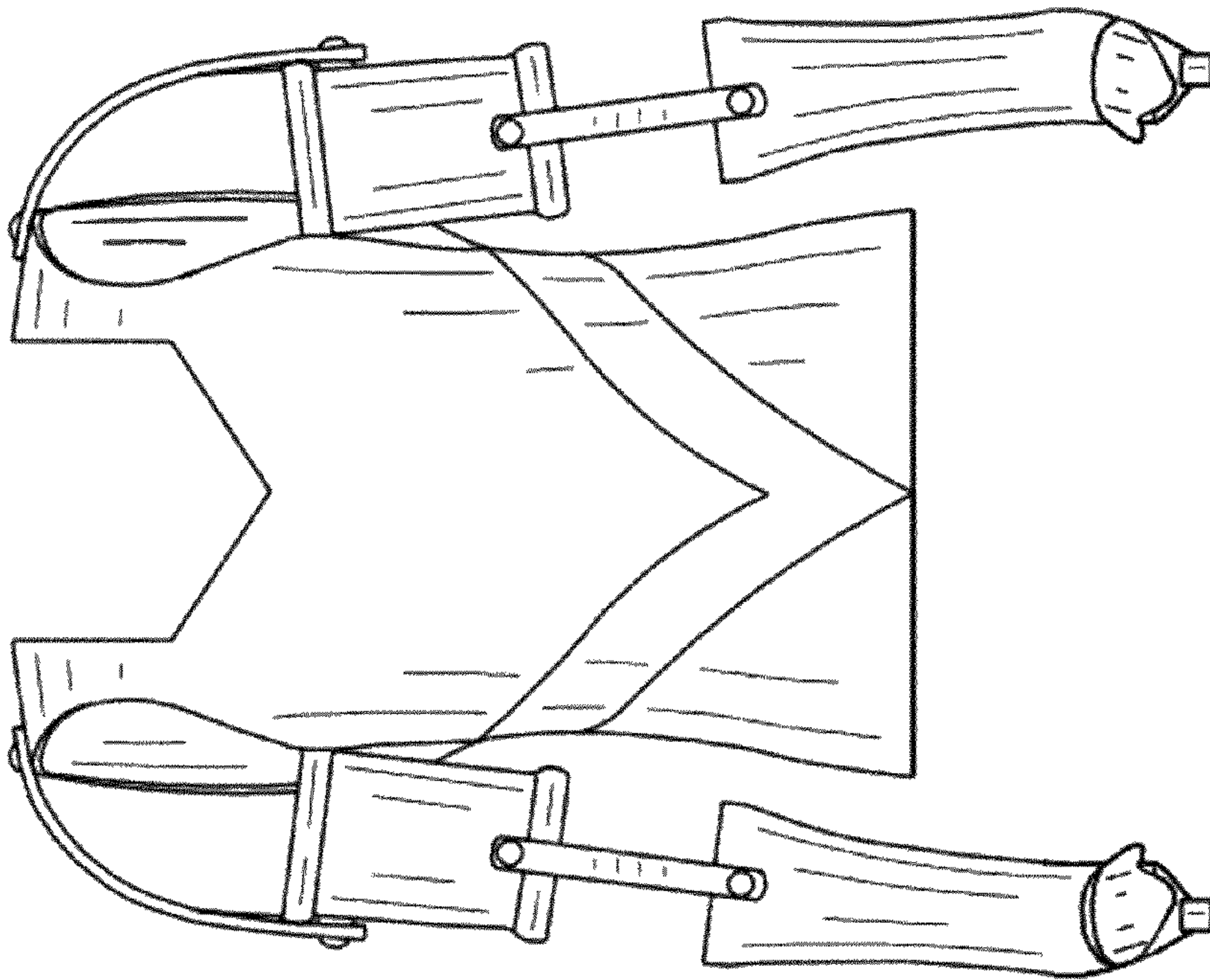


FIG. 3

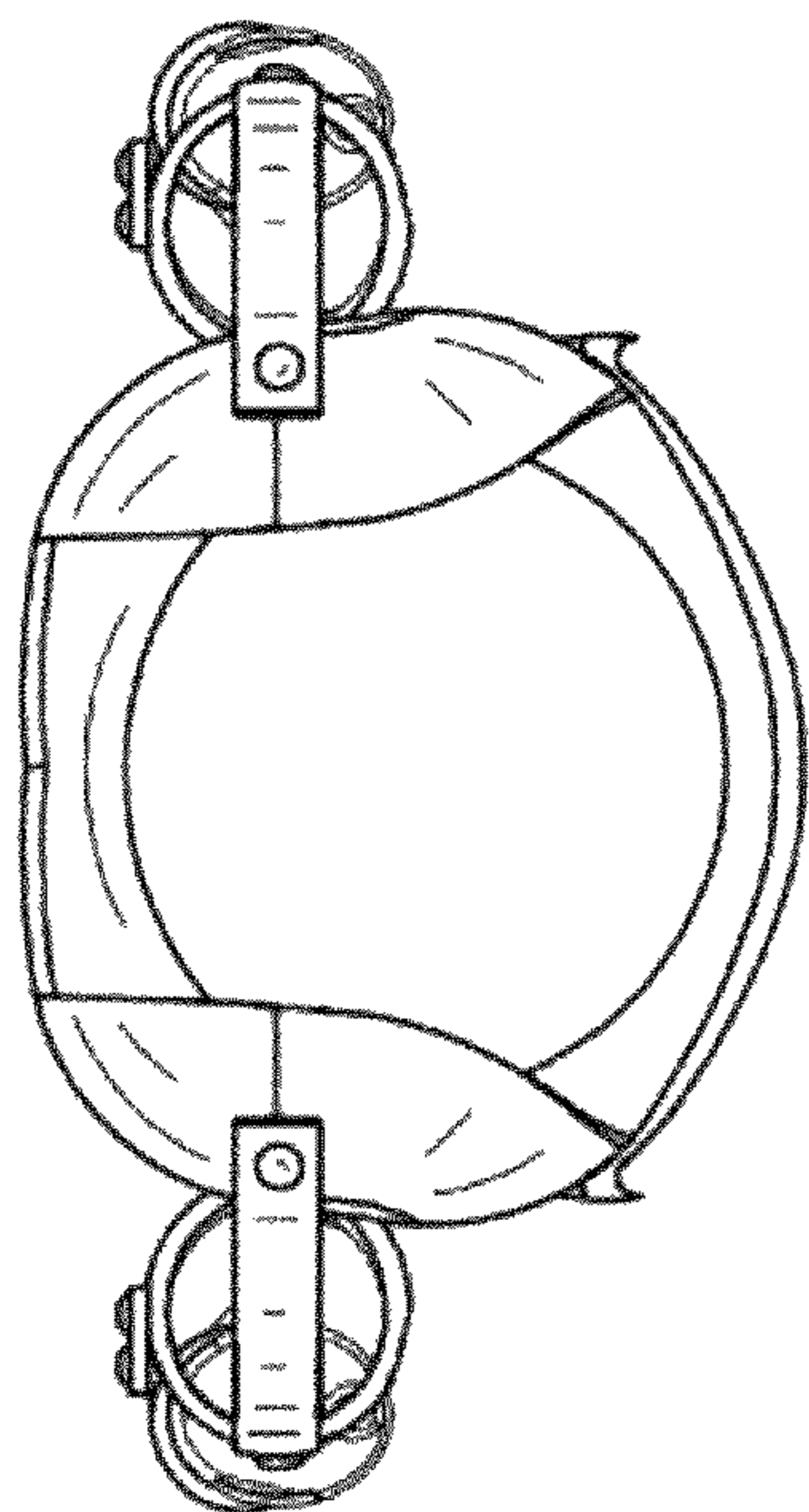


FIG. 6

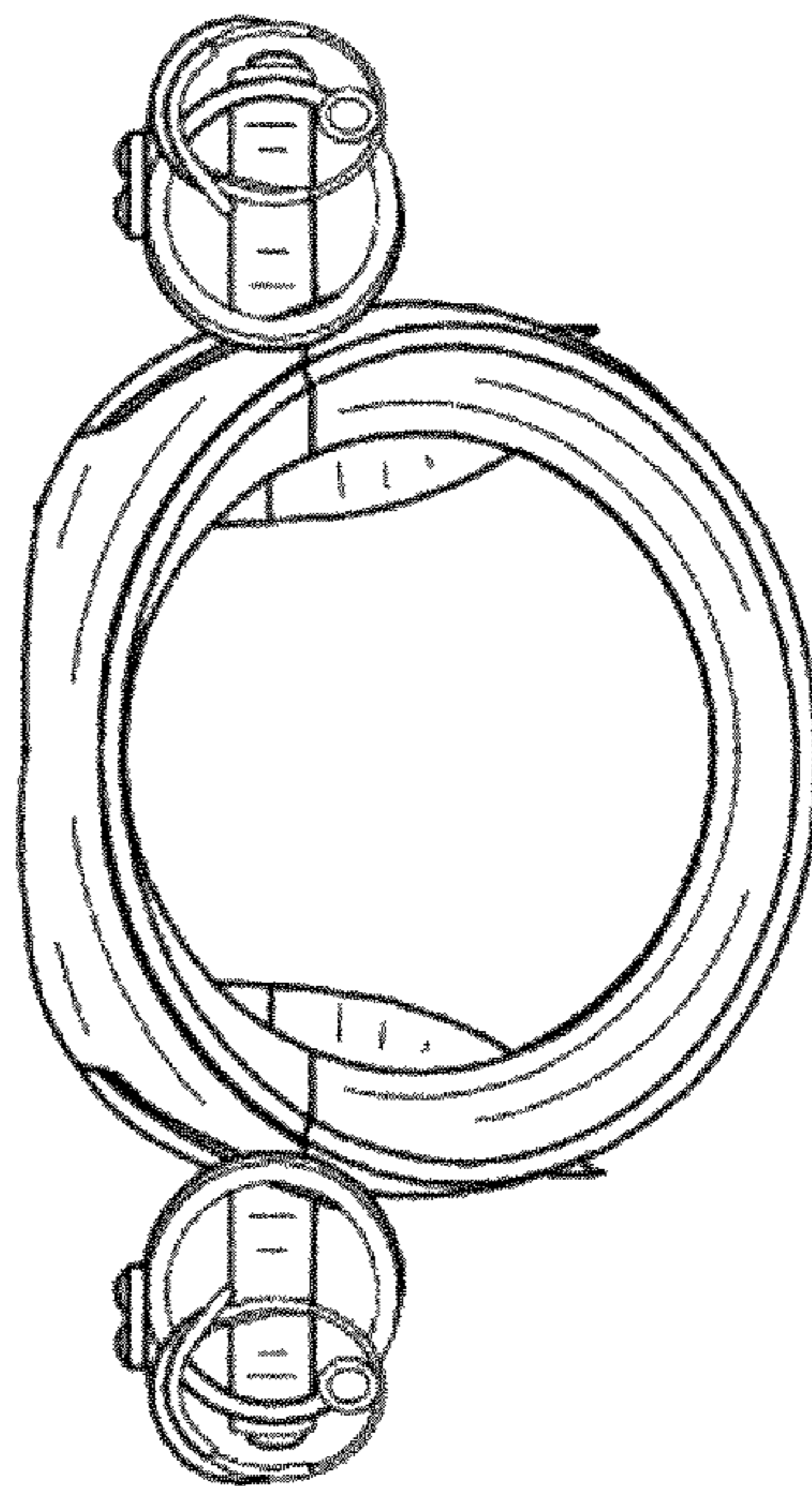


FIG. 7




FIG. 5