



US00D668017S

(12) **United States Design Patent**
Coble

(10) **Patent No.:** **US D668,017 S**

(45) **Date of Patent:** **** Oct. 2, 2012**

(54) **CONFECTION**

(75) **Inventor:** **Justin Coble**, Bedminster, NJ (US)

(73) **Assignee:** **Mars, Incorporated**, McLean, VA (US)

(**) **Term:** **14 Years**

(21) **Appl. No.:** **29/410,929**

(22) **Filed:** **Jan. 13, 2012**

(51) **LOC (9) Cl.** **01-01**

(52) **U.S. Cl.** **D1/107; D1/127**

(58) **Field of Classification Search** D1/100-199;
D30/160; D24/102, 103; D25/119-135;
119/706-711; 426/2, 89, 92, 104, 635, 805;
D6/588, 598; D7/628; D11/50, 133-134;
D20/14, 24, 30; D22/131

See application file for complete search history.

(56) **References Cited**

U.S. PATENT DOCUMENTS

D316,922 S *	5/1991	Alpers et al.	D1/110
D318,554 S *	7/1991	Alpers et al.	D1/110
D318,555 S *	7/1991	Alpers et al.	D1/110
D318,556 S *	7/1991	Alpers et al.	D1/110
D318,748 S *	8/1991	Alpers et al.	D1/110
D524,511 S *	7/2006	Palmer et al.	D1/110
D524,512 S *	7/2006	Palmer et al.	D1/110
D524,513 S *	7/2006	Palmer et al.	D1/110

D598,633 S *	8/2009	Damron et al.	D1/106
D611,676 S *	3/2010	Damron et al.	D1/106
D648,916 S *	11/2011	Rexroad	D1/104

* cited by examiner

Primary Examiner — Barbara Fox

(74) *Attorney, Agent, or Firm* — Arent Fox LLP

(57) **CLAIM**

The ornamental design for a confection, as shown and described.

DESCRIPTION

FIG. 1 is a perspective view of a first embodiment of a confection showing my new design;
 FIG. 2 is a front view of the design shown in FIG. 1;
 FIG. 3 is a rear view of the design shown in FIG. 1;
 FIG. 4 is a left side view of the design shown in FIG. 1;
 FIG. 5 is a right side view of the design shown in FIG. 1;
 FIG. 6 is a top view of the design shown in FIG. 1;
 FIG. 7 is a bottom view of the design shown in FIG. 1;
 FIG. 8 is a perspective view of a second embodiment of a confection showing my new design, the sides, top and bottom views being identical to the sides, top and bottom views of the first embodiment; and,
 FIG. 9 is a front view of the design shown in FIG. 8, the rear view being identical to the rear view of the first embodiment.
 The broken lines shown in the drawings represent portions of the confection which form no part of the claimed design.

1 Claim, 7 Drawing Sheets

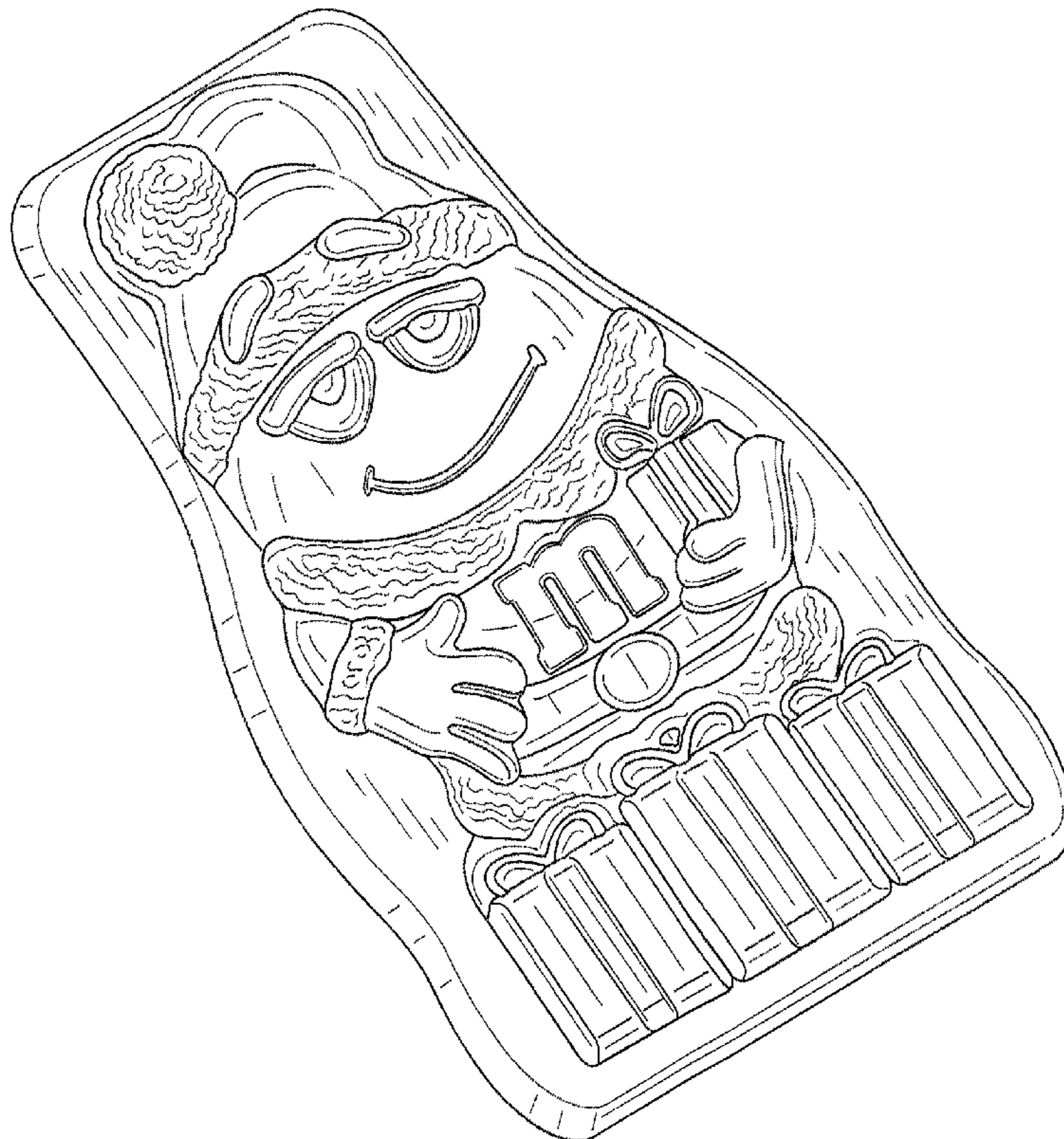


FIG.1

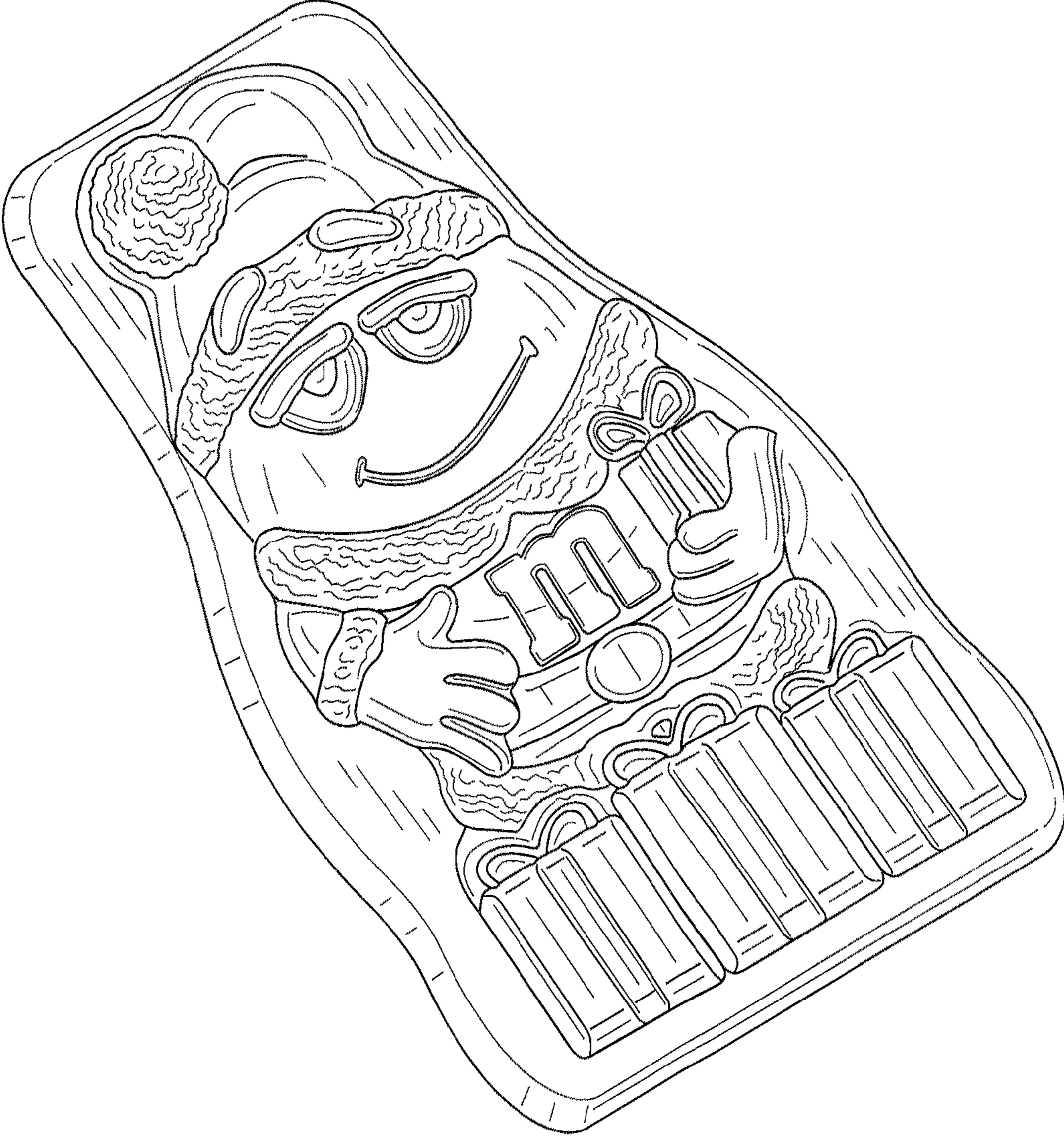


FIG.2



FIG.3

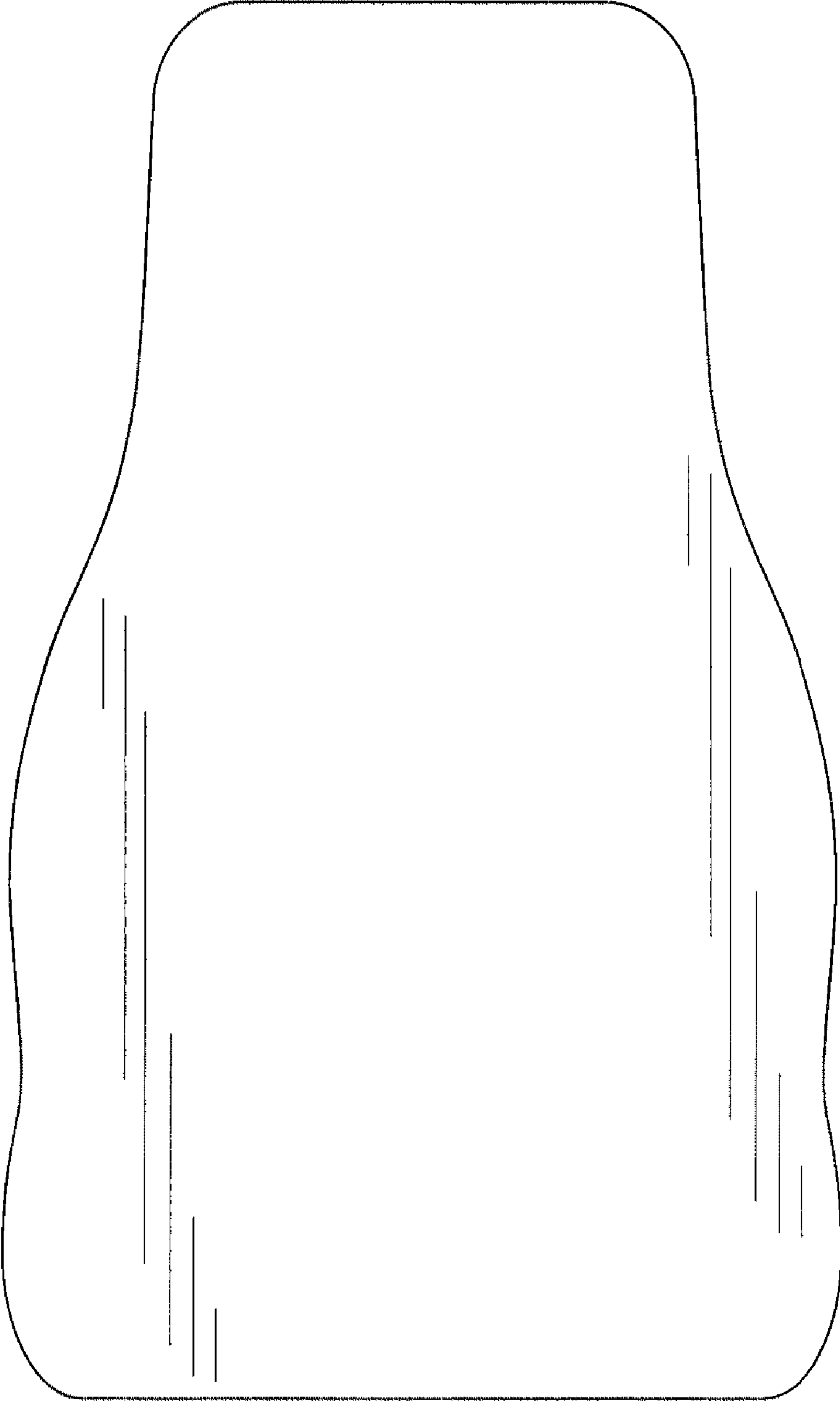


FIG.4

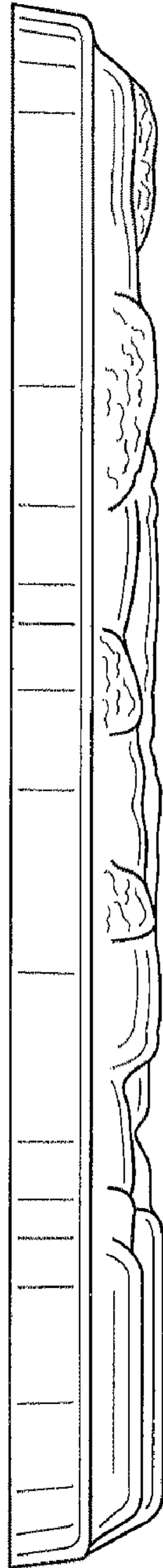


FIG.5

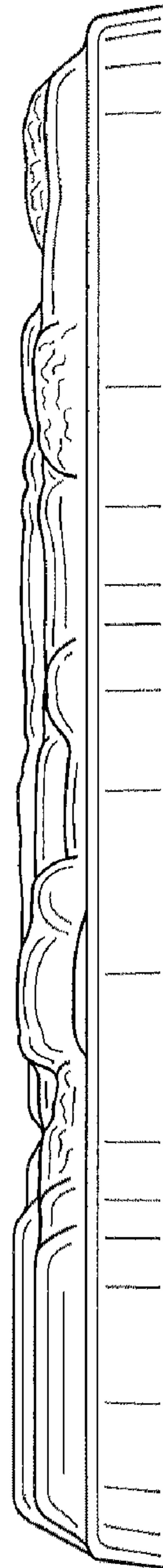


FIG.6




FIG.7




FIG.8

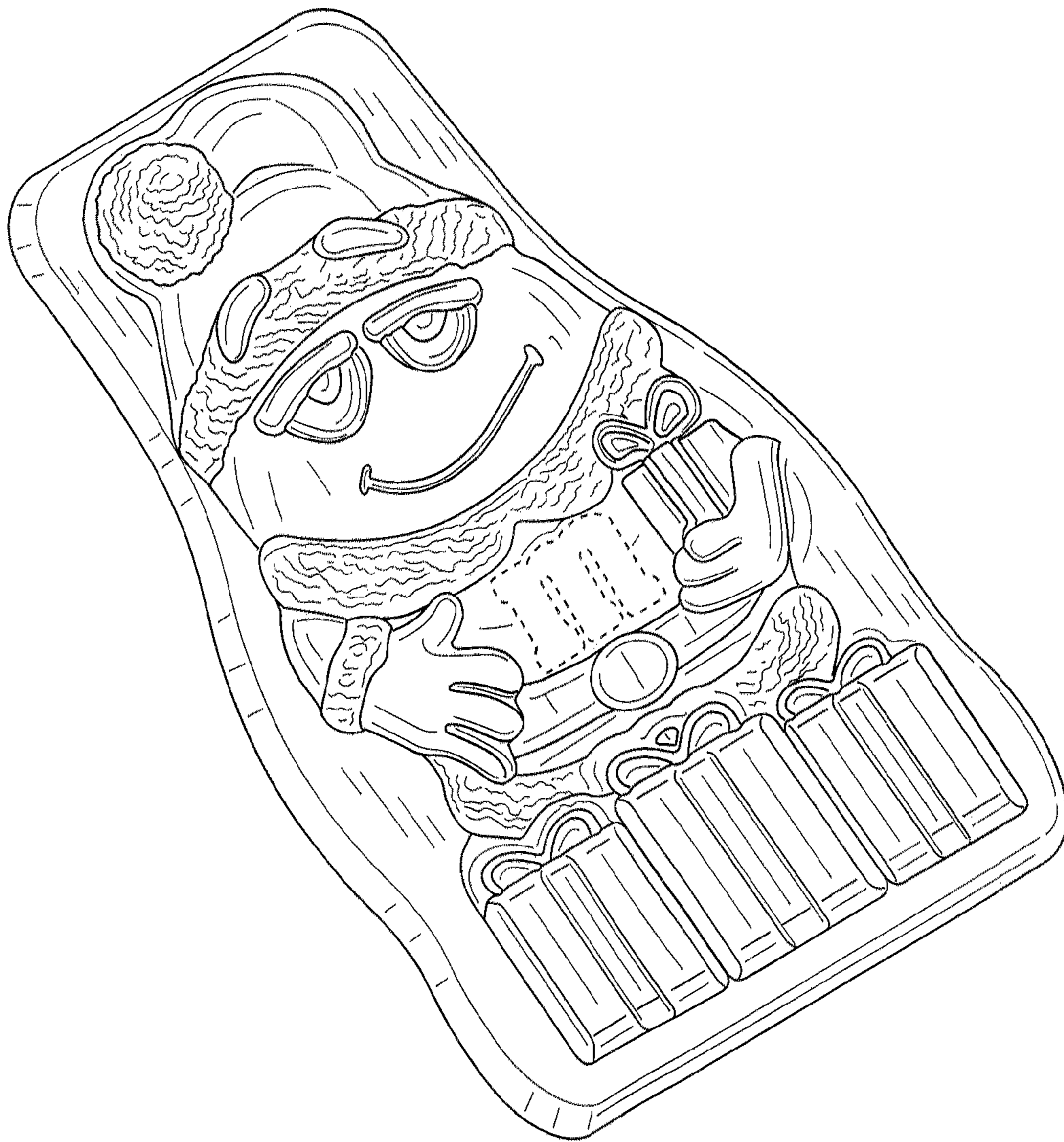


FIG. 9

