



US00D668013S

(12) **United States Design Patent**  
**Rohmer et al.**

(10) **Patent No.:** **US D668,013 S**

(45) **Date of Patent:** **\*\* Sep. 25, 2012**

(54) **IRON**

(75) Inventors: **Karolin Rohmer**, Erlangen (DE);  
**Christian Agren**, Stockholm (SE); **Pia Ringholm**, Stockholm (SE)

(73) Assignee: **Electrolux Home Products, Inc.**,  
Charlotte, NC (US)

(\*\*) Term: **14 Years**

(21) Appl. No.: **29/386,870**

(22) Filed: **Mar. 4, 2011**

(51) **LOC (9) Cl.** ..... **07-05**

(52) **U.S. Cl.** ..... **D32/71**

(58) **Field of Classification Search** ..... D32/70,  
D32/71, 73, 72, 69, 68, 35; 392/404; 38/97,  
38/96, 93, 88, 77.9, 77.83, 77.82, 77.81,  
38/77.8, 77.7, 77.6, 77.5, 77.3, 77.1; 219/251,  
219/245, 257

See application file for complete search history.

(56) **References Cited**

**U.S. PATENT DOCUMENTS**

D221,352 S *	8/1971	Reed	.....	D32/71
D315,238 S	3/1991	Tien-Lai		
5,371,960 A *	12/1994	Wilson et al.	.....	38/77.3
D360,722 S *	7/1995	Brady	.....	D32/71
D361,184 S	8/1995	Casuso Fuente		
D365,426 S *	12/1995	Brady	.....	D32/71
D370,103 S	5/1996	Gudefin		
D374,956 S	10/1996	Hsu		
D388,920 S	1/1998	Nitsch		
D389,622 S	1/1998	Dziersk		
D389,627 S	1/1998	Stutzer et al.		
D401,706 S	11/1998	Gudefin		
D413,005 S	8/1999	Taylor		
D418,648 S	1/2000	Gudefin		
D419,274 S	1/2000	Choi		
D425,278 S	5/2000	Yang		
D428,227 S	7/2000	Stutzer et al.		

D428,541 S	7/2000	Bas		
D431,339 S	9/2000	Stutzer et al.		
D435,325 S	12/2000	Stutzer et al.		
D436,704 S	1/2001	Stutzer et al.		
D443,122 S	5/2001	Yang		
D457,996 S	5/2002	Figur et al.		
D459,045 S	6/2002	Figur et al.		
D463,891 S	10/2002	Choi		
D463,892 S *	10/2002	Brady	.....	D32/71
D464,780 S	10/2002	Schupp		
D466,663 S	12/2002	Wendt		
D473,690 S *	4/2003	Brady	.....	D32/71
D476,124 S	6/2003	Garman		
D480,525 S	10/2003	Wendt		
D481,185 S	10/2003	Powell		
D481,503 S	10/2003	Choi		
D487,603 S	3/2004	Renault		
D502,791 S	3/2005	Garner et al.		

(Continued)

**FOREIGN PATENT DOCUMENTS**

CA 90410 9/2000

(Continued)

*Primary Examiner* — Austin Murphy

(74) *Attorney, Agent, or Firm* — Banner & Witcoff, Ltd.

(57) **CLAIM**

The ornamental design for an iron, as shown and described.

**DESCRIPTION**

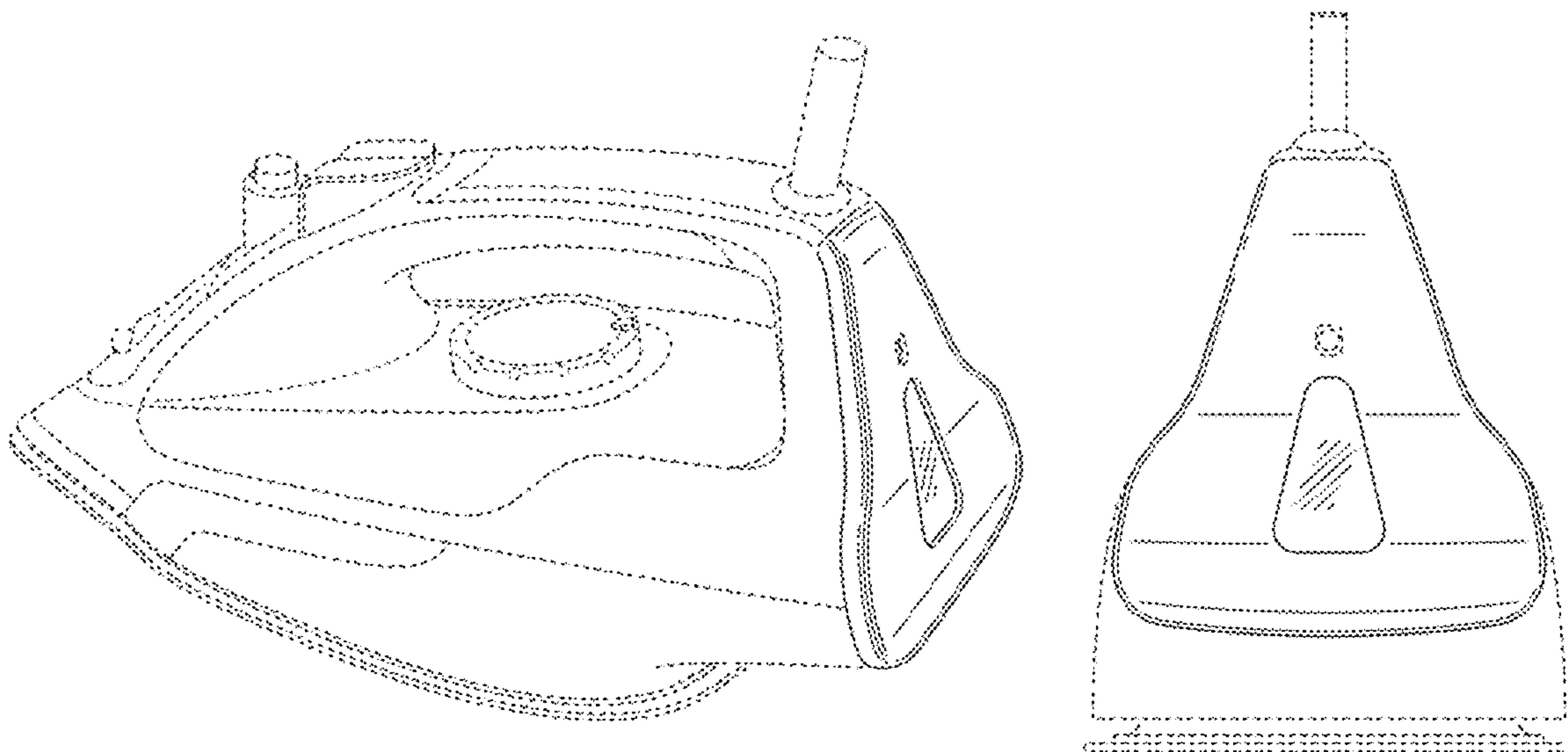
FIG. 1 is a perspective view of an iron showing our new design;

FIG. 2 is a rear view thereof; and,

FIG. 3 is a top plan view thereof.

The uneven length broken line at the top of the shaded region is an unclaimed boundary and forms no part of the claimed design. The broken line showing of the remainder of the iron is for environmental purposes only and forms no part of the claimed design.

**1 Claim, 3 Drawing Sheets**



# US D668,013 S

Page 2

U.S. PATENT DOCUMENTS					
			CN	3609450	1/2006
			CN	3609451	3/2006
			CN	3651119	8/2006
			CN	3653861	8/2006
			CN	300686199	10/2006
			CN	300700504	10/2006
			CN	300734997	2/2007
			CN	300726689	3/2007
			CN	300740891	4/2007
			CN	300768684	6/2007
			CN	300789798	7/2007
			CN	300814953	8/2007
			CN	300821052	8/2007
			CN	300851914	8/2007
			CN	300829561	9/2007
			CN	300851915	9/2007
			CN	300851924	10/2007
			CN	300854917	10/2007
			CN	300854919	10/2007
			CN	300854920	10/2007
			CN	300854922	10/2007
			CN	300854923	10/2007
			CN	300863973	10/2007
			CN	300911333	10/2007
			CN	300915227	12/2007
			CN	300950639	1/2008
			CN	300892871	3/2008
			CN	300931265	4/2008
			CN	300934946	5/2008
			CN	300938182	5/2008
			CN	300950644	5/2008
			CN	300955061	6/2008
			CN	300990304	6/2008
			CN	301002236	6/2008
			CN	301047597	6/2008
			CN	301110230	6/2008
			CN	300973396	7/2008
			CN	300990310	7/2008
			CN	301002248	9/2008
			CN	301018878	9/2008
			CN	301037855	9/2008
			CN	301047598	10/2008
			CN	301026289	11/2008
			CN	301047603	12/2008
			CN	301082259	2/2009
			CN	301075734	4/2009
			CN	301210754	4/2009
			CN	301169754	5/2009
			CN	301169759	5/2009
			CN	301184849	5/2009
			CN	301210765	5/2009
			CN	301210766	5/2009
			CN	301210767	5/2009
			CN	301210768	5/2009
			CN	301193365	6/2009
			CN	301193367	6/2009
			CN	301193370	6/2009
			CN	301193347	7/2009
			CN	301210725	7/2009
			CN	301210778	7/2009
			CN	301210779	7/2009
			CN	301210782	7/2009
			CN	301210783	7/2009
			CN	301210736	8/2009
			CN	301210785	8/2009
			CN	301193340	9/2009
			CN	301210740	9/2009
			CN	301210743	9/2009
			CN	301229182	9/2009
			CN	301260496	10/2009
			CN	301260497	10/2009
			CN	301260498	10/2009
			CN	301260499	10/2009
			CN	301260500	10/2009
			CN	301260501	10/2009
			CN	301269799	10/2009
			CN	301316318	10/2009
			CN	301243434	11/2009
			CN	301283016	11/2009
FOREIGN PATENT DOCUMENTS					
CA	94773	2/2002			
CA	110056	11/2006			
CA	110057	11/2006			
CA	112609	2/2007			
CA	115424	9/2007			
CA	126065	12/2008			
CA	127708	4/2009			
CA	126141	9/2009			
CA	130827	9/2009			
CA	133073	6/2010			
CA	136063	2/2011			
CN	3045672	2/1995			
CN	3040617	3/1995			
CN	3049022	10/1995			
CN	3233090	9/2001			
CN	3233093	9/2001			
CN	3235251	9/2001			
CN	3234165	11/2001			
CN	3248490	1/2002			
CN	3261266	4/2002			
CN	3263083	5/2002			
CN	3269405	5/2002			
CN	3264920	6/2002			
CN	3356121	6/2003			
CN	3382660	1/2004			
CN	3384496	1/2004			
CN	3395483	4/2004			
CN	3443714	8/2004			
CN	3500519	4/2005			
CN	3614653	10/2005			
CN	3574670	11/2005			
CN	3576881	11/2005			
CN	3609445	11/2005			
CN	3592368	12/2005			
CN	3597038	1/2006			
CN	3604255	1/2006			



# US D668,013 S

Page 3

---

CN	301316319	11/2009	CN	301370111	6/2010
CN	301278543	12/2009	CN	301383797	6/2010
CN	301283017	12/2009	CN	301390967	6/2010
CN	301298600	12/2009	CN	301415689	6/2010
CN	301306639	12/2009	CN	301423850	6/2010
CN	301326142	12/2009	CN	301436489	6/2010
CN	301326143	12/2009	CN	301450059	6/2010
CN	301326144	12/2009	CN	301430776	7/2010
CN	301341988	12/2009	CN	301450065	7/2010
CN	301289326	1/2010	CN	301462450	7/2010
CN	301326149	1/2010	CN	301462451	7/2010
CN	301298606	2/2010	CN	301462452	7/2010
CN	301430784	2/2010	CN	301462453	7/2010
CN	301430786	2/2010	CN	301462454	7/2010
CN	301397029	4/2010	CN	301436497	8/2010
CN	301397030	4/2010	CN	301469795	8/2010
CN	301400903	4/2010	CN	301469799	10/2010
CN	301383791	5/2010			
CN	301359968	6/2010			

\* cited by examiner

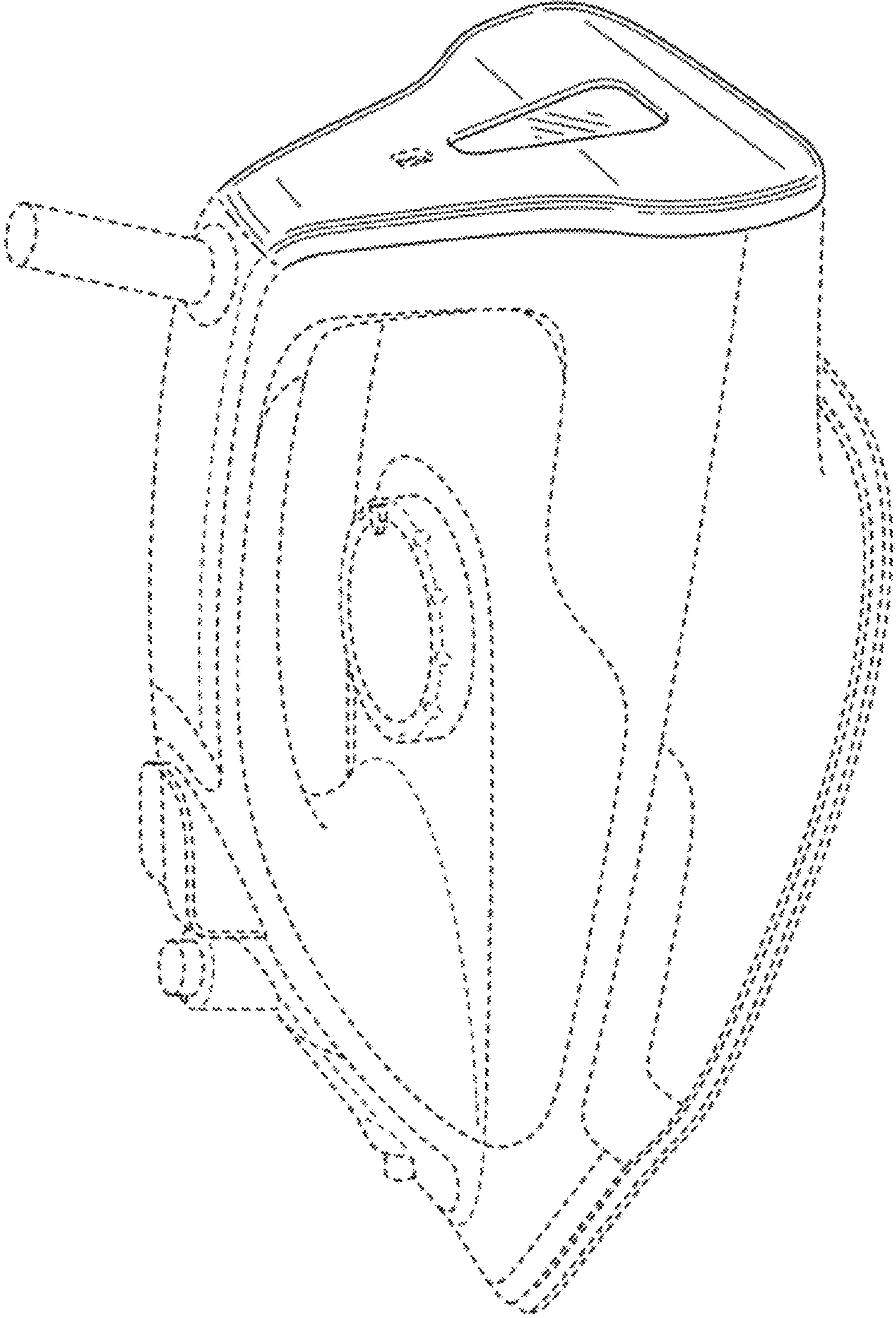


FIG. 1

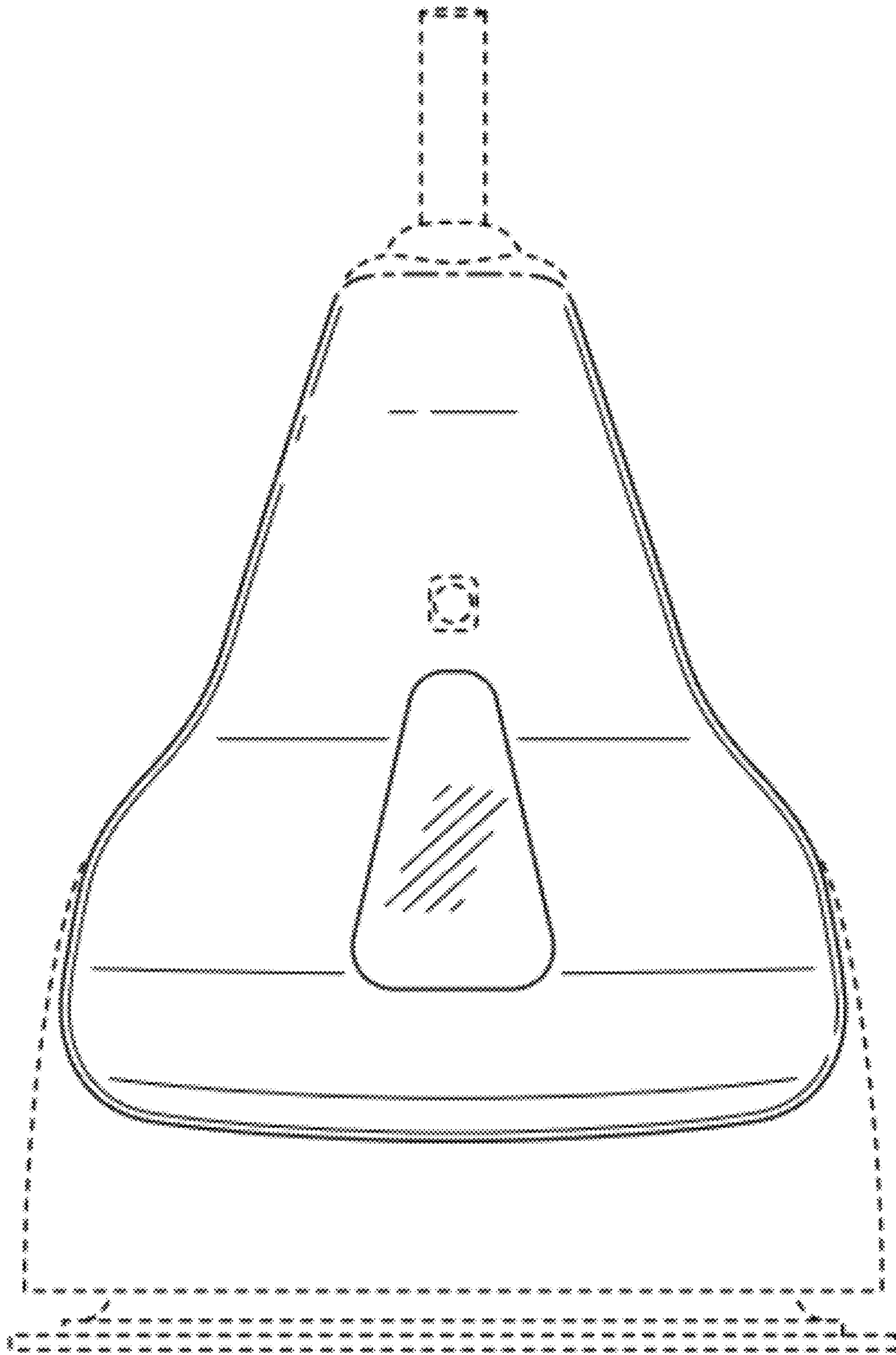


FIG. 2

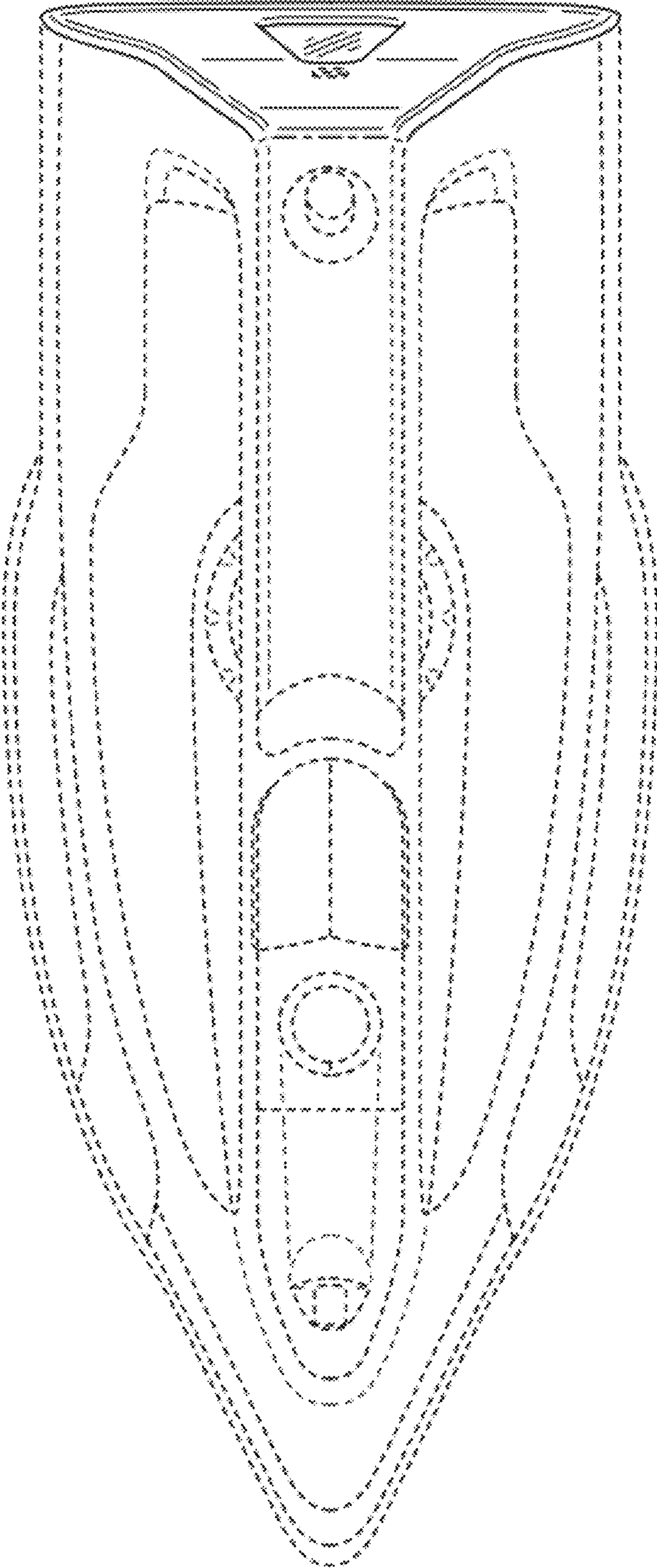


FIG. 3