



US00D668011S

(12) **United States Design Patent**
Menton

(10) **Patent No.:** **US D668,011 S**

(45) **Date of Patent:** **** Sep. 25, 2012**

(54) **SOCK SLOT(S)**

(76) Inventor: **Rachel Myra Menton**, Miami, FL (US)

(**) Term: **14 Years**

(21) Appl. No.: **29/349,487**

(22) Filed: **Apr. 8, 2010**

(51) **LOC (9) Cl.** **08-99**

(52) **U.S. Cl.** **D32/35**

(58) **Field of Classification Search** D32/35,
D32/36, 58, 60, 61, 62, 29.1; D11/200; D3/201;
D8/394-396, 383; 140/82, 83; 24/3.1, 35 R,
24/30.5 S, 30.5 R, 30.5 P, 30.5 L, 563, DIG. 29,
24/571

See application file for complete search history.

(56) **References Cited**

U.S. PATENT DOCUMENTS

3,170,213	A *	2/1965	Thomas, Jr.	24/571
D231,310	S *	4/1974	Burgher	D32/61
D310,897	S *	9/1990	Bell	D32/60
D319,903	S *	9/1991	Barner	D32/61
D371,455	S *	7/1996	Ronson et al.	D3/201
6,161,263	A *	12/2000	Anderson	24/545
D445,980	S *	7/2001	Tjugum	D32/61

6,463,636	B1 *	10/2002	Friedewald	24/595.1
D533,323	S *	12/2006	Donovan et al.	D32/40
D552,312	S *	10/2007	Solomon, Jr.	D32/35

* cited by examiner

Primary Examiner — John Windmuller

(74) *Attorney, Agent, or Firm* — Golab Intellectual Property;
Mario Sergio Golab

(57) **CLAIM**

The ornamental design for a sock slot, as shown and described.

DESCRIPTION

FIG. 1 is a top plan view of a sock slot showing my new design;

FIG. 2 is a left side elevation view thereof;

FIG. 3 is a front elevation view thereof;

FIG. 4 is a right side elevation view thereof;

FIG. 5 is a bottom plan view thereof;

FIG. 6 is a top right perspective view thereof; and,

FIG. 7 is a top right perspective view thereof in use with a pair of socks.

The broken line showing of a pair of socks is for environmental purposes only and forms no part of the claimed design.

1 Claim, 3 Drawing Sheets

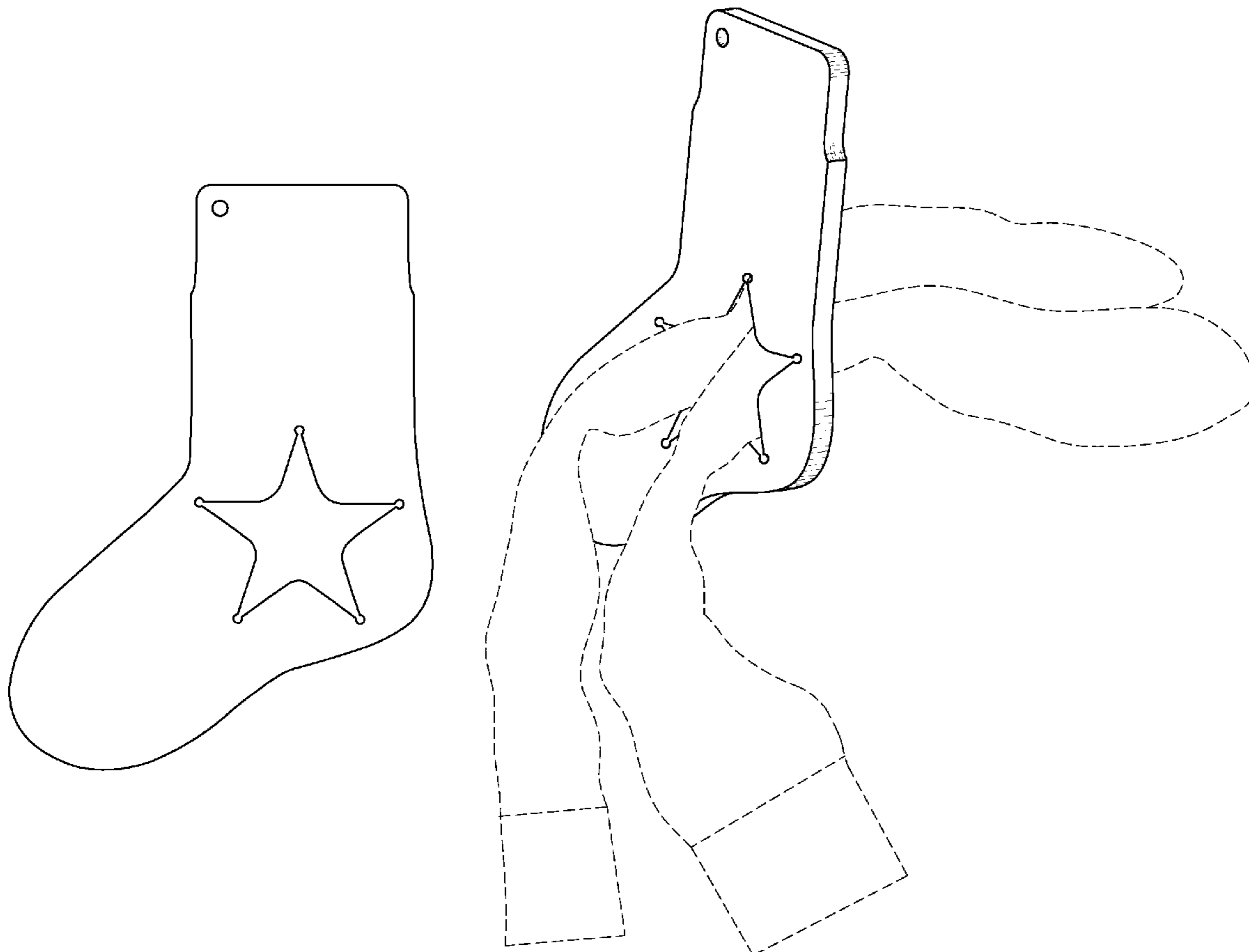




FIG. 1



FIG. 2

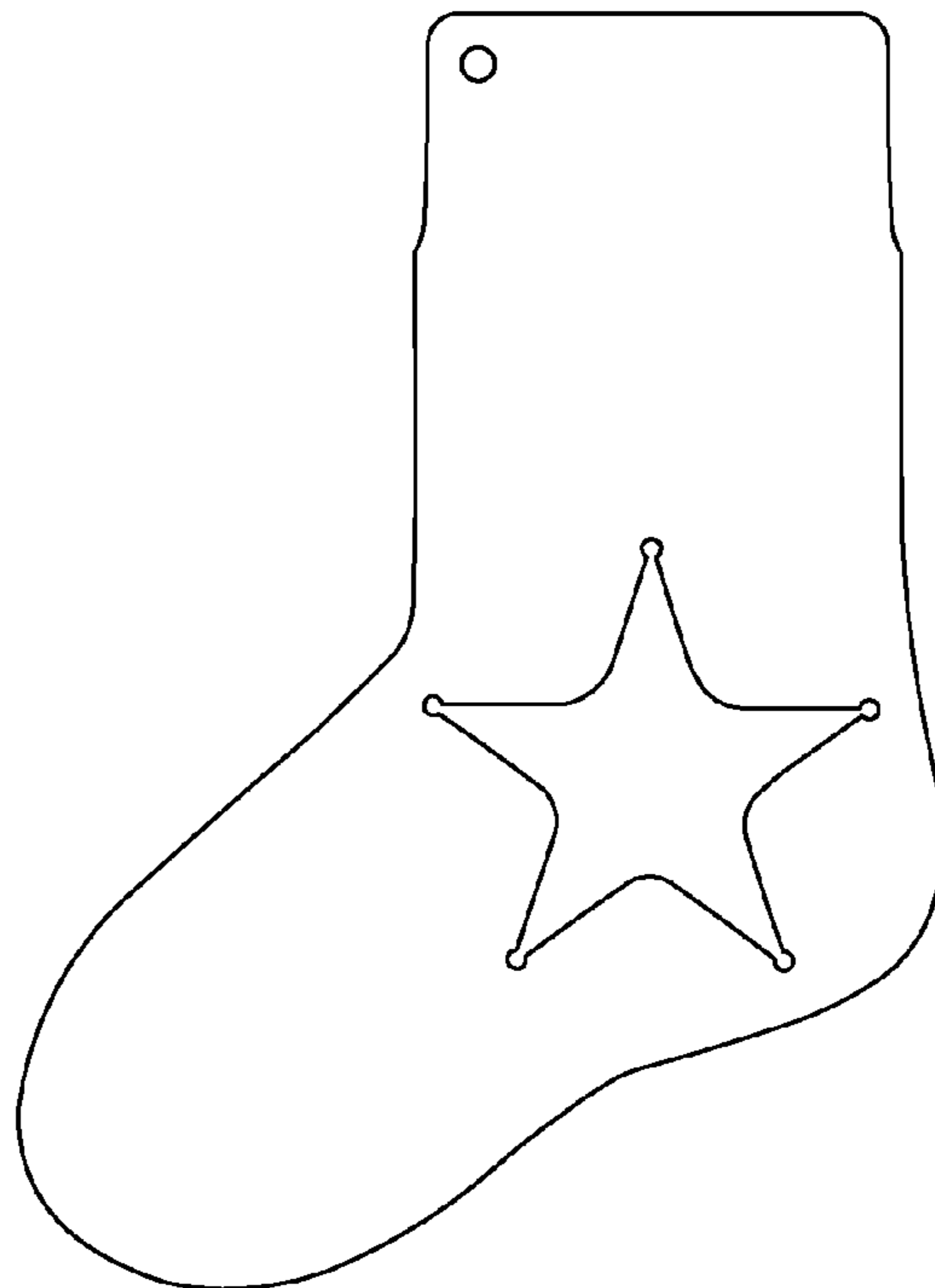


FIG. 3

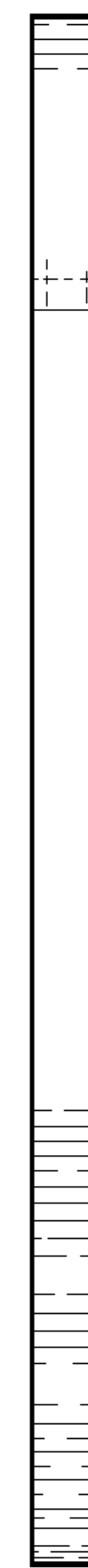


FIG. 4



FIG. 5

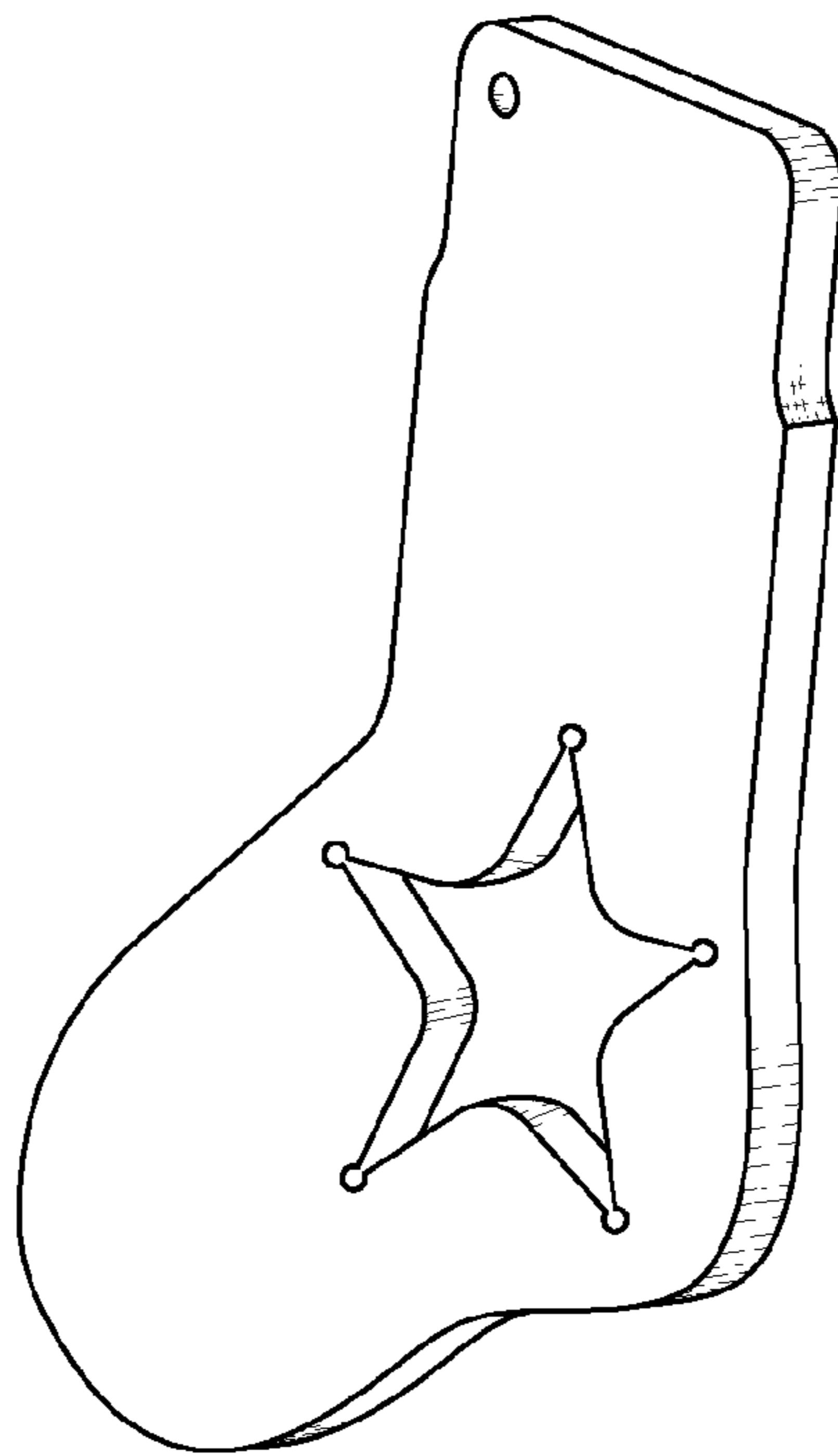


FIG. 6

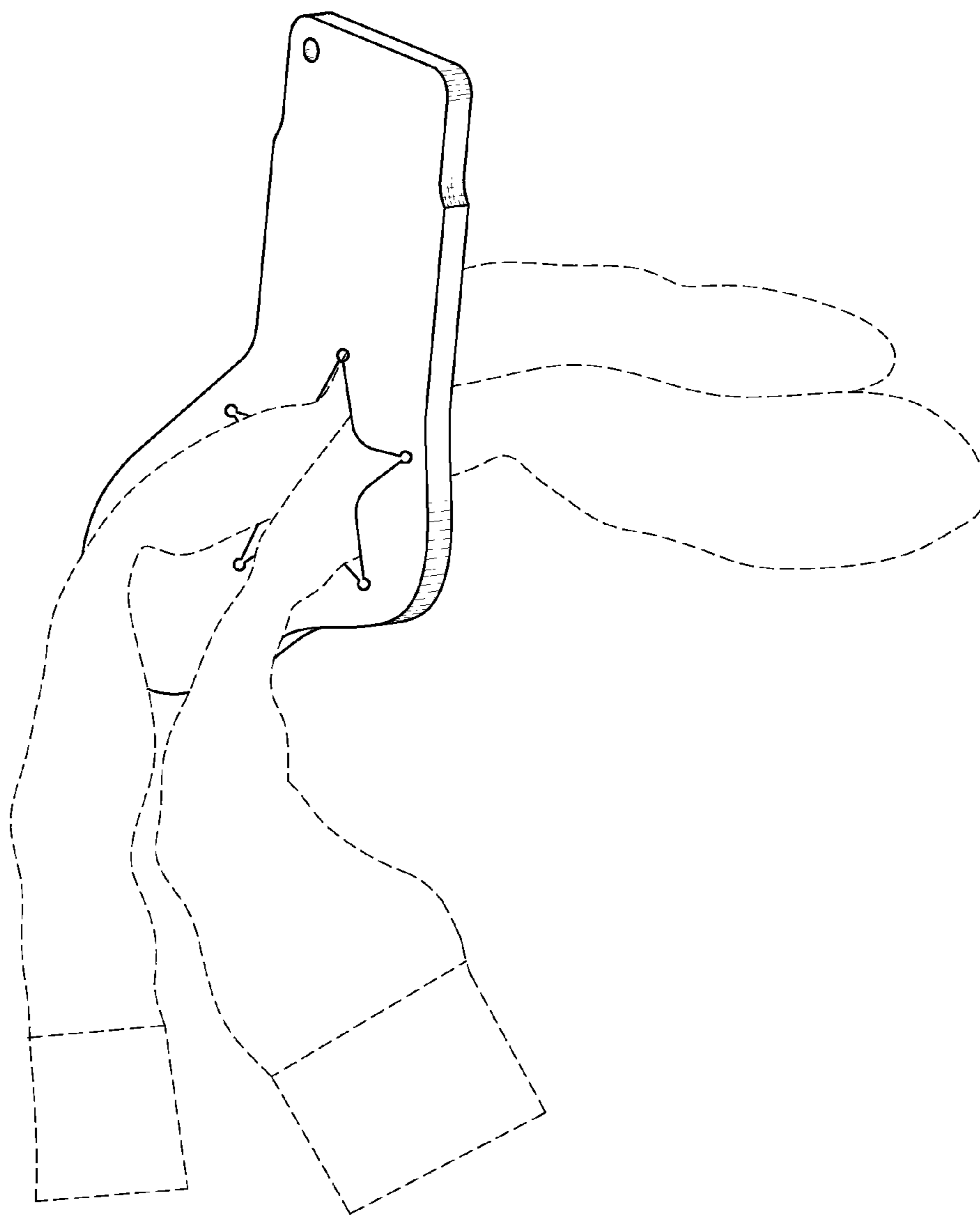


FIG. 7