

US00D668000S

(12) **United States Design Patent**
Folkesson et al.

(10) **Patent No.:** **US D668,000 S**
(45) **Date of Patent:** **** Sep. 25, 2012**

(54) **HEAD HARNESS**

(75) Inventors: **Jan L. Folkesson**, Värnamo (SE); **Johan M. Sallander**, Jönköping (SE)

(73) Assignee: **3M Innovative Properties Company**, St. Paul, MN (US)

(**) Term: **14 Years**

(21) Appl. No.: **29/360,746**

(22) Filed: **Apr. 30, 2010**

(30) **Foreign Application Priority Data**

Nov. 3, 2009 (EM) 1175616

(51) **LOC (9) Cl.** **29-02**

(52) **U.S. Cl.** **D29/122**

(58) **Field of Classification Search** D29/100,
D29/101.1, 102, 106, 108, 122; D2/865,
D2/881, 891, 894; 2/6.2, 10, 11, 15, 172,
2/205, 206, 455, 456, 410-425; 128/857,
128/858, 876

See application file for complete search history.

(56) **References Cited**

U.S. PATENT DOCUMENTS

1,990,411	A *	2/1935	Lowry	128/848
2,616,081	A *	11/1952	Weaver et al.	2/9
3,063,718	A *	11/1962	Steinkamp	473/502
3,118,443	A *	1/1964	Dykinga	602/17
3,369,255	A	2/1968	Seraphin	
3,380,073	A	4/1968	Seraphin	
D224,282	S *	7/1972	Candela	D29/108
4,502,476	A *	3/1985	Welt	128/858
D284,710	S	7/1986	Hatchman	
D293,840	S *	1/1988	Parrish	D29/108
D299,766	S	2/1989	Friedson	
4,852,185	A	8/1989	Olson	
4,853,974	A	8/1989	Olim	

4,884,296	A	12/1989	Nix, Jr.	
D306,363	S	2/1990	Stackhouse	
4,945,574	A	8/1990	Dagher	
D320,478	S	10/1991	Metcalf	
D329,444	S	9/1992	Rauch	
D330,271	S *	10/1992	Samples	D29/101.1
D333,366	S	2/1993	Brown	
5,301,371	A *	4/1994	Chao	2/102
D347,909	S	6/1994	Gazzara et al.	
D349,362	S	8/1994	Russell	
5,361,416	A *	11/1994	Petrie et al.	2/171.2
D354,160	S *	1/1995	Shaffer	D2/894

(Continued)

FOREIGN PATENT DOCUMENTS

EM 001175525-001 11/2009

(Continued)

OTHER PUBLICATIONS

US 5,238,703, 08/1993, Nordin et al. (withdrawn)

Primary Examiner — Elizabeth J Oswecki

(74) *Attorney, Agent, or Firm* — Eric D. Levinson

(57) **CLAIM**

The ornamental design for a head harness, as shown and described.

DESCRIPTION

FIG. 1 is a perspective view of head harness showing our new design;

FIG. 2 is a right side view of the design shown in FIG. 1, with a left side view being a mirror image thereof;

FIG. 3 is a front view thereof;

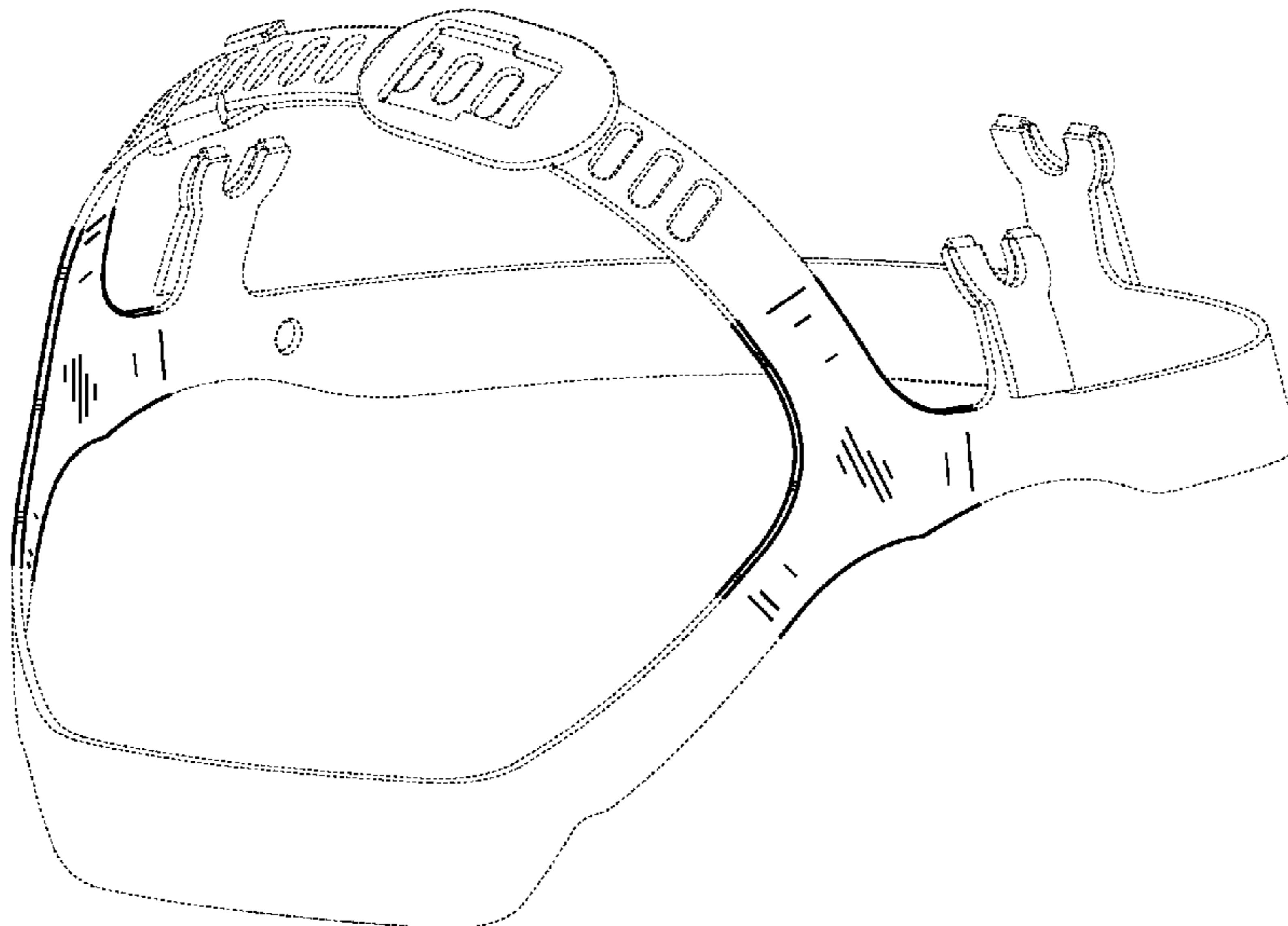
FIG. 4 is a rear view thereof;

FIG. 5 is a top view thereof; and,

FIG. 6 is a bottom view thereof.

In the drawings, the broken lines in FIGS. 1-6 depict portions of the design that form no part of the claim.

1 Claim, 4 Drawing Sheets



US D668,000 S

Page 2

U.S. PATENT DOCUMENTS

D354,588 S 1/1995 Russell
D354,589 S 1/1995 Russell
D361,127 S 8/1995 Lonnstedt
D361,160 S 8/1995 Russell
D362,086 S 9/1995 Russell
D363,547 S * 10/1995 Huber D24/191
D375,583 S 11/1996 Landis
D376,677 S * 12/1996 Boysen D29/123
5,685,020 A * 11/1997 Powell et al. 2/421
5,785,058 A * 7/1998 Reynolds 128/869
D404,848 S 1/1999 Banuchi
D407,860 S * 4/1999 Cox et al. D29/122
6,119,693 A * 9/2000 Kwok et al. 128/207.11
D433,127 S * 10/2000 Gazzara D24/110.1
D446,609 S * 8/2001 Hill D29/112
D454,988 S 3/2002 Simpson
D455,524 S 4/2002 Simpson
6,375,865 B1 4/2002 Paulson
D458,713 S 6/2002 Cheng
6,422,238 B1 * 7/2002 Lithgow 128/207.11
6,481,024 B1 * 11/2002 Grant 2/421
6,494,207 B1 * 12/2002 Kwok 128/207.11
D481,832 S 11/2003 Huh
D482,502 S 11/2003 Huh
D503,499 S * 3/2005 Howard et al. D29/122
6,871,360 B1 * 3/2005 Ashline 2/468

D518,605 S 4/2006 Chen
D522,697 S 6/2006 Chen
D532,511 S * 11/2006 Amarasinghe D24/110
D537,573 S * 2/2007 Trainor et al. D29/122
D539,485 S 3/2007 Huh
D539,987 S 4/2007 Love
D541,991 S 5/2007 Lawrence
D550,834 S * 9/2007 Samaras D24/110
D550,849 S * 9/2007 Baker D24/191
D557,461 S 12/2007 Probst
D561,332 S * 2/2008 Amarasinghe et al. ... D24/110.1
7,562,658 B2 * 7/2009 Madaus et al. 128/207.17
D604,461 S * 11/2009 Goldman et al. D29/122
D607,608 S 1/2010 Taylor
D620,647 S * 7/2010 Friedson D29/122
D624,287 S 9/2010 Shamchander
7,886,370 B2 * 2/2011 Winningham 2/421
D639,417 S * 6/2011 Amarasinghe D24/110.1
D640,422 S 6/2011 Green et al.
D650,134 S * 12/2011 Scarberry et al. D29/122
2007/0089219 A1 * 4/2007 Trainor et al. 2/421
2008/0184465 A1 8/2008 Chang

FOREIGN PATENT DOCUMENTS

EM 001175616-003 11/2009
GB 1034193 5/1986

* cited by examiner

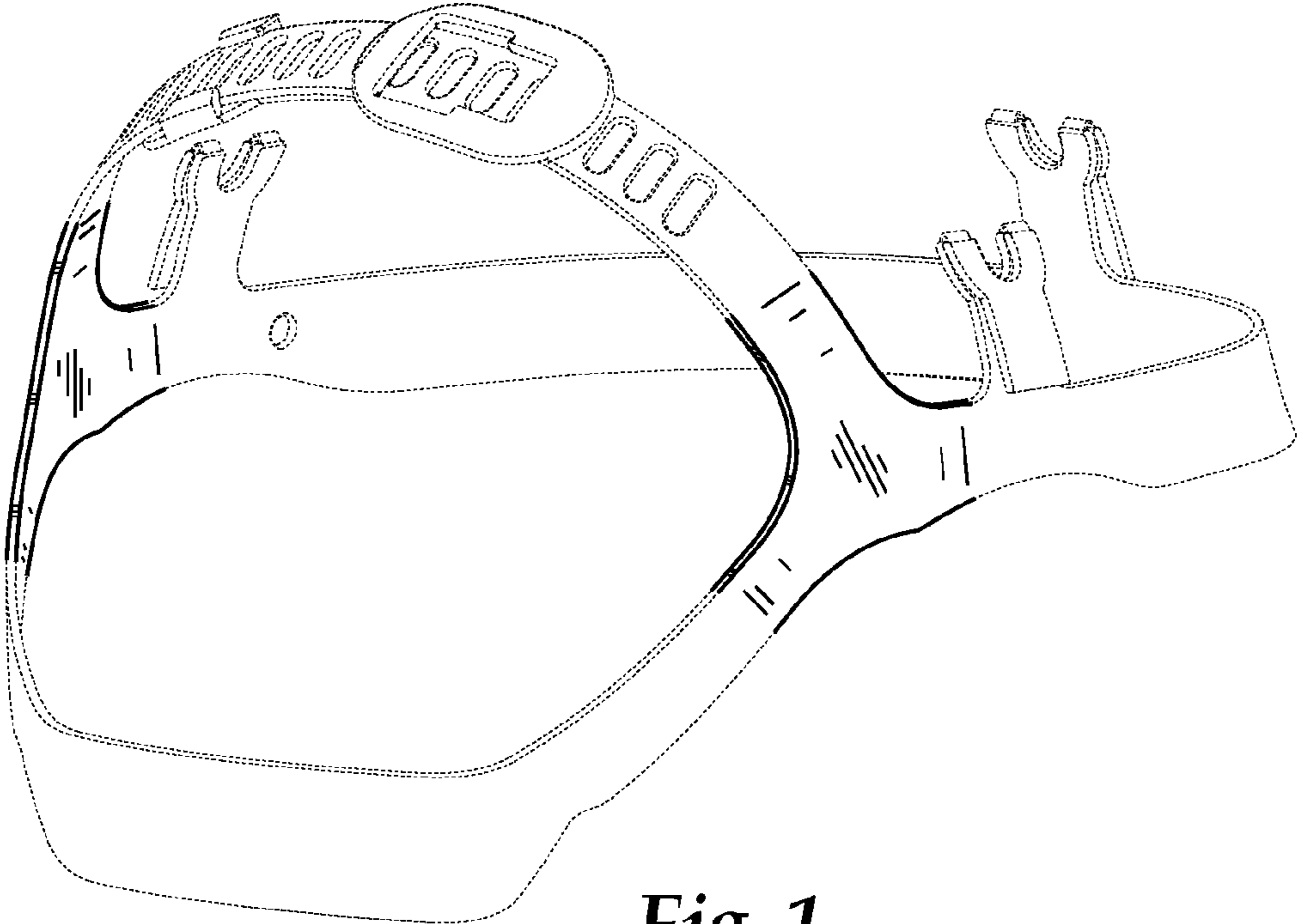


Fig. 1

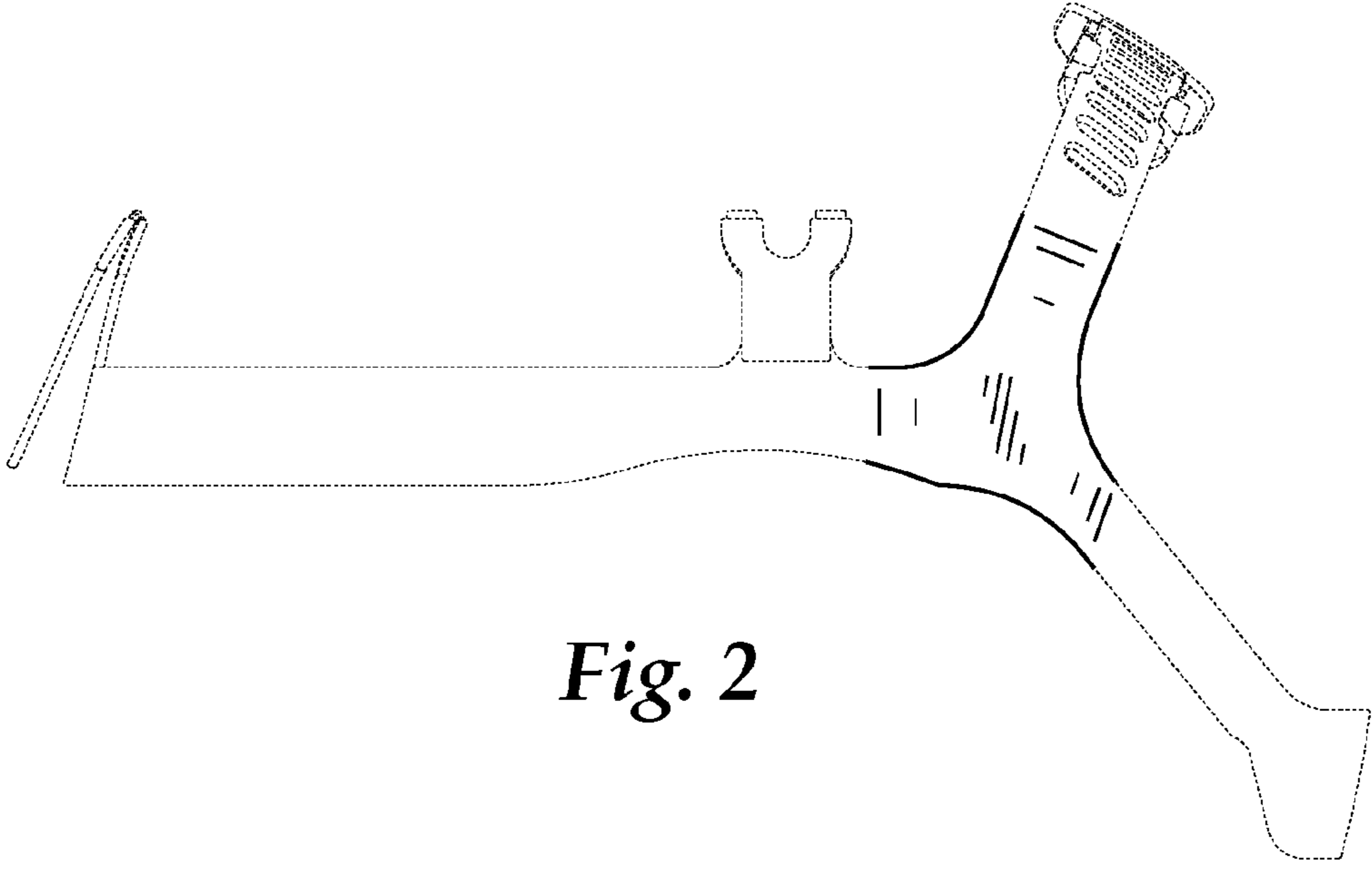


Fig. 2

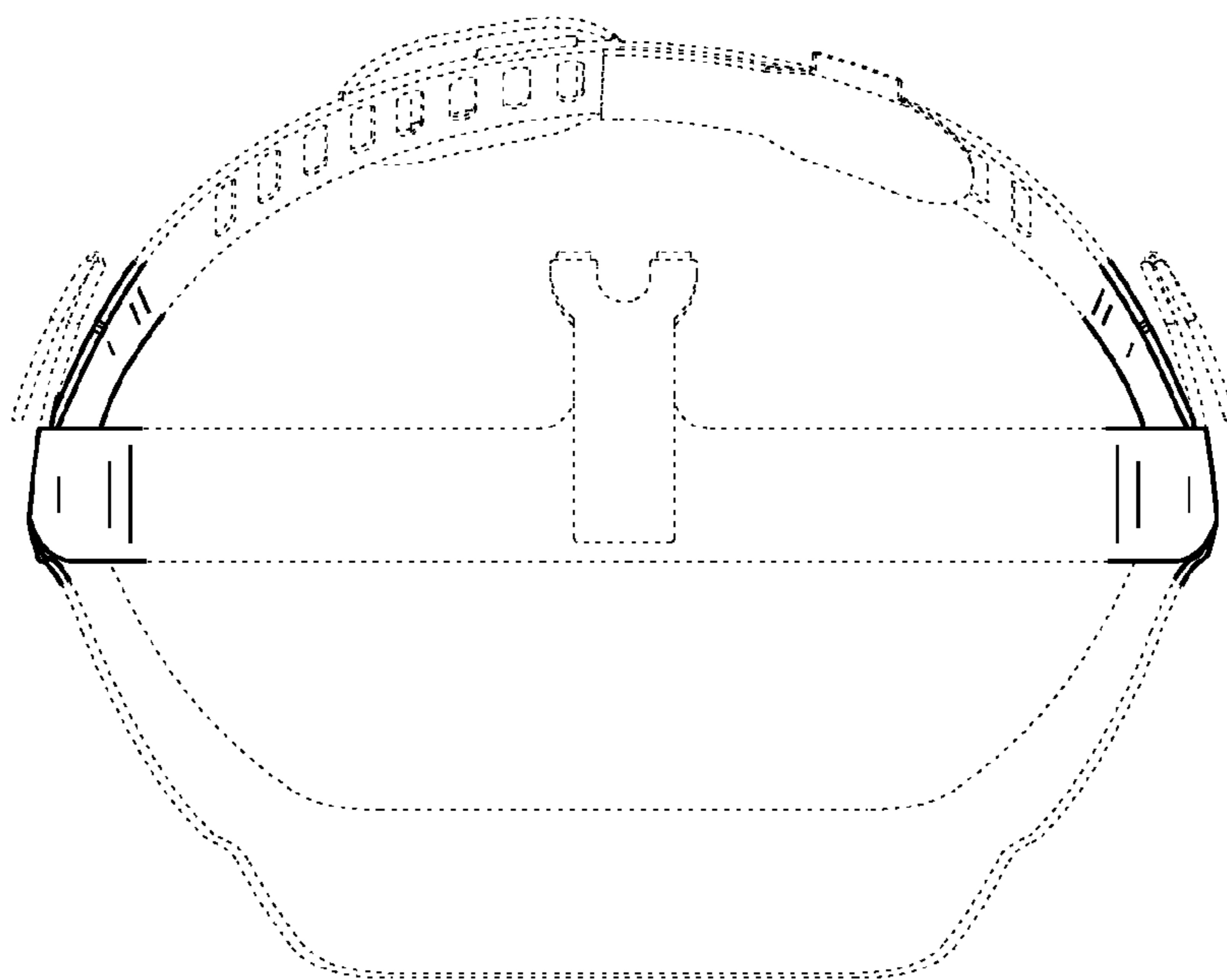


Fig. 3

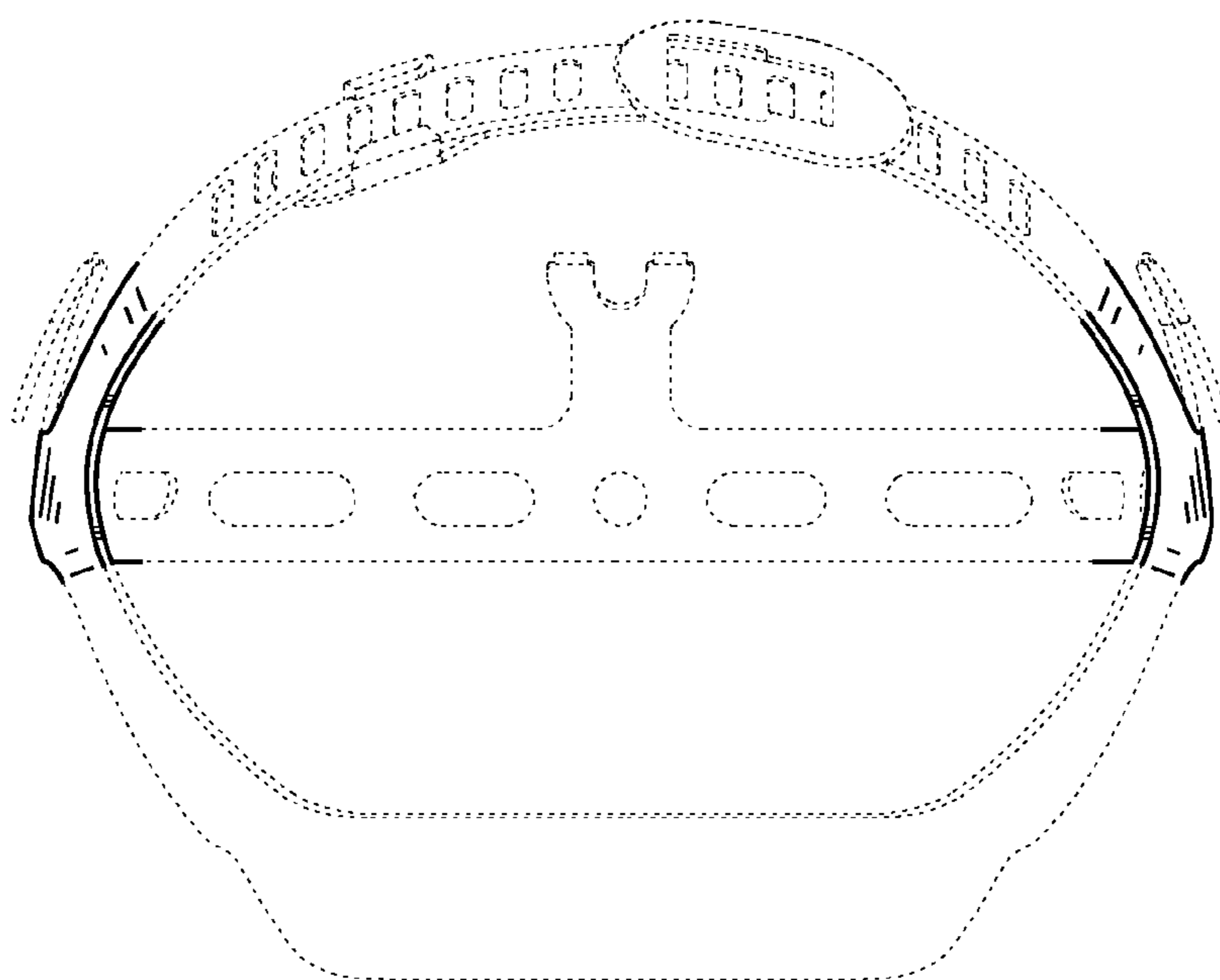


Fig. 4




Fig. 5

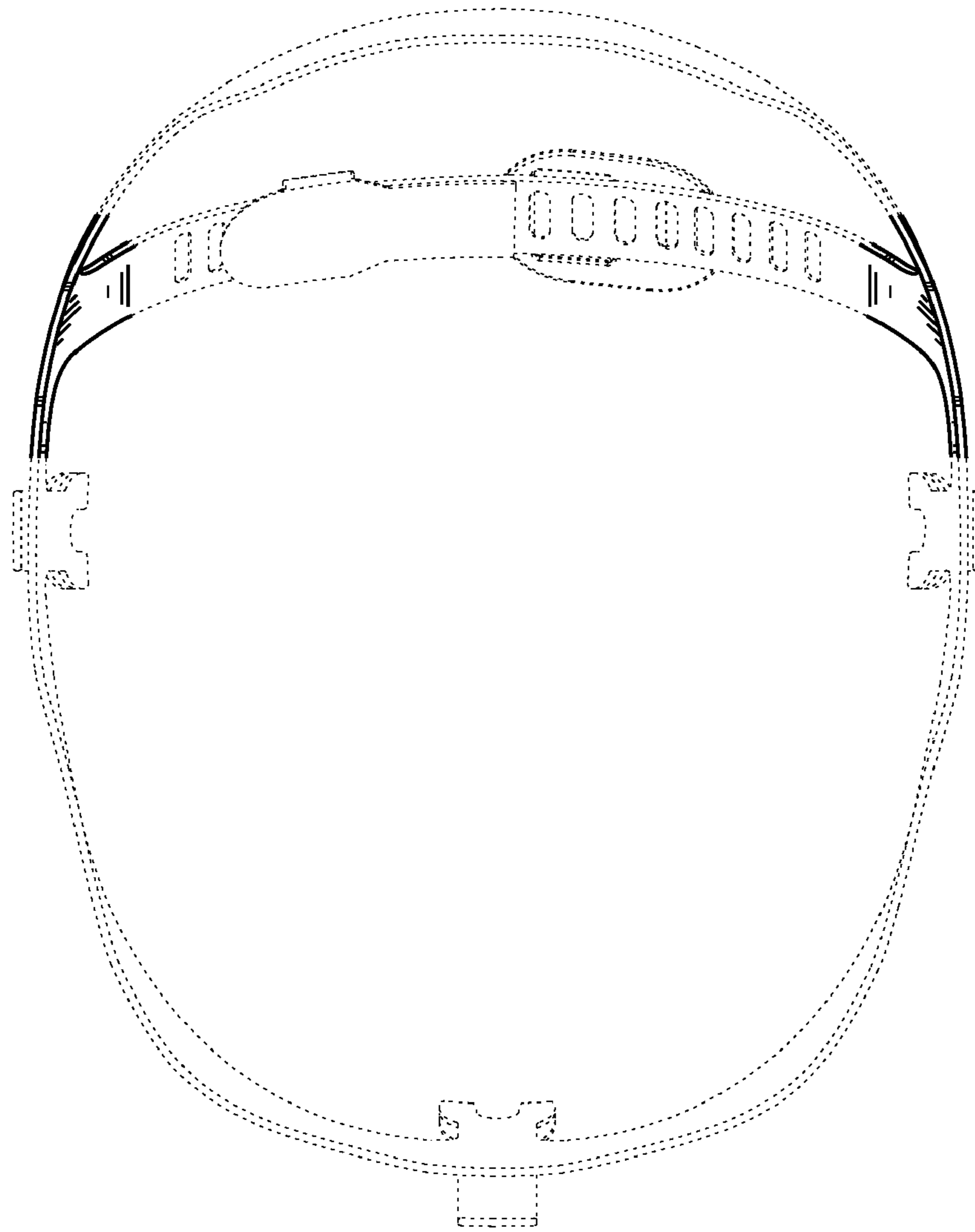


Fig. 6