



US00D667986S

(12) **United States Design Patent**
Decq

(10) **Patent No.:** **US D667,986 S**

(45) **Date of Patent:** **** Sep. 25, 2012**

(54) **LAMP**

(75) Inventor: **Odile Decq**, Paris (FR)

(73) Assignee: **Luceplan SpA**, Milan (IT)

(**) Term: **14 Years**

(21) Appl. No.: **29/403,275**

(22) Filed: **Oct. 4, 2011**

(30) **Foreign Application Priority Data**

Apr. 5, 2011 (EM) 001846007-0004

(51) **LOC (9) Cl.** **26-03**

(52) **U.S. Cl.** **D26/89**

(58) **Field of Classification Search** D26/59,
D26/71, 74, 76, 85, 87, 89, 90, 91; 362/147,
362/148, 365, 453-456, 479, 483, 488, 490
See application file for complete search history.

(56) **References Cited**

U.S. PATENT DOCUMENTS

D165,738	S	*	1/1952	Brochstein	D26/85
D167,816	S	*	9/1952	Steeber	D26/85
D187,082	S	*	1/1960	Parker, Jr.	D26/85
D201,093	S	*	5/1965	Wince et al.	D26/89
D248,184	S	*	6/1978	Roberts	D26/85
5,057,980	A	*	10/1991	Russell	362/147
D346,870	S	*	5/1994	Houssian	D26/26
D364,479	S	*	11/1995	Gilbert	D26/85

D398,415	S	*	9/1998	Markee	D26/87
D408,576	S	*	4/1999	Crosby	D26/85
6,283,616	B1	*	9/2001	Zoroufy	362/368
D468,046	S	*	12/2002	Bernard et al.	D26/85
D548,872	S	*	8/2007	Dubbeldam et al.	D26/85
D566,879	S	*	4/2008	Jamelle et al.	D26/85
D567,426	S	*	4/2008	Chiu	D26/85
D608,935	S	*	1/2010	Pedersen	D26/85
7,740,367	B2	*	6/2010	Koren	362/101
D633,638	S	*	3/2011	Vincent	D26/85
D634,054	S	*	3/2011	Janssen	D26/89
D635,291	S	*	3/2011	Dordoni	D26/85

OTHER PUBLICATIONS

Petale suspension lamp shown on pp. 32 and 33 of the Luce Plan Catalog printed Oct. 2011. (2 pages).*

* cited by examiner

Primary Examiner — Clare E Heflin

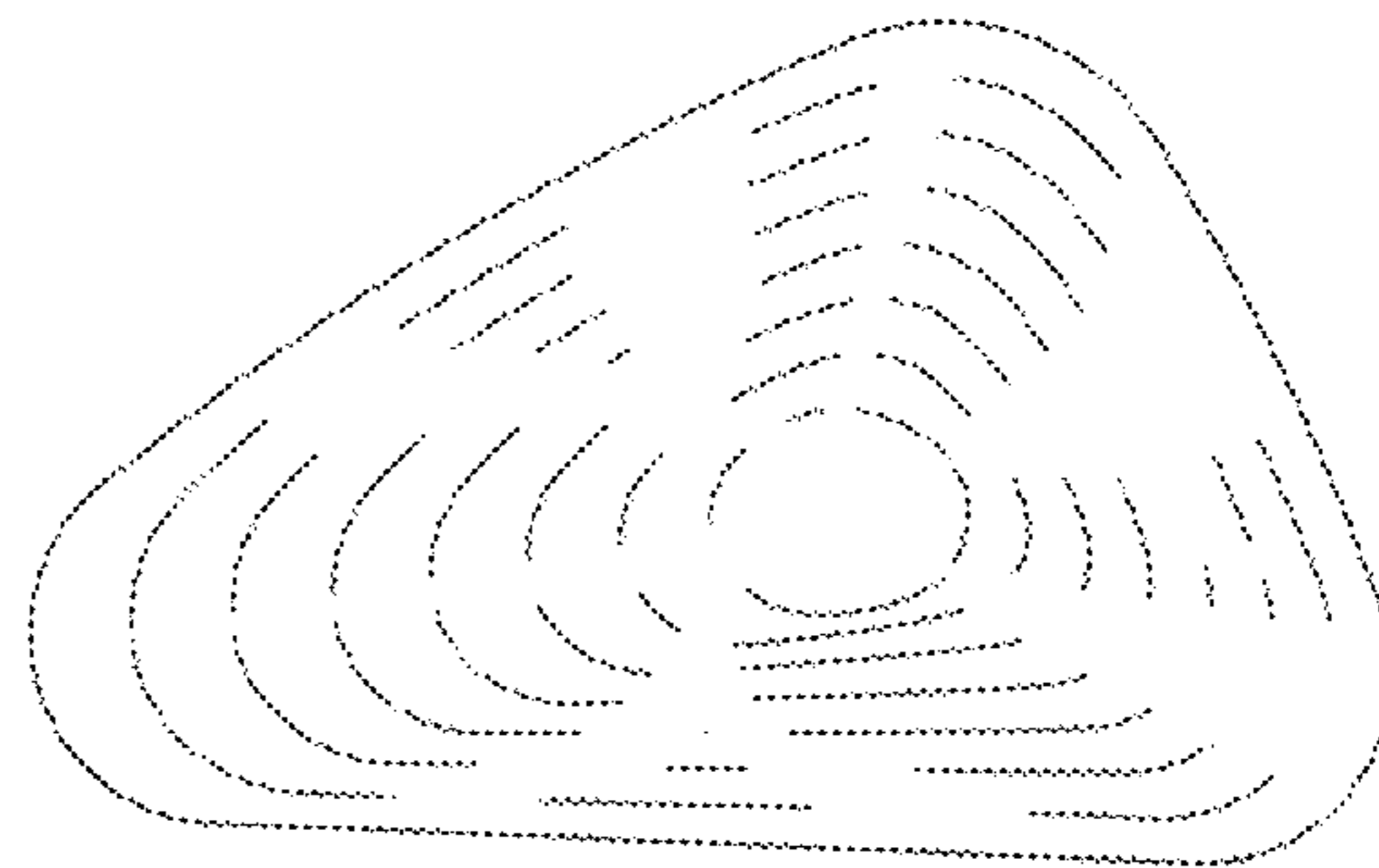

(57) **CLAIM**

The ornamental design for a lamp, as shown.

DESCRIPTION

FIG. 1 is a perspective view showing my design;
FIG. 2 is a front elevational view thereof;
FIG. 3 is a rear elevational view thereof;
FIG. 4 is a right side elevational view thereof;
FIG. 5 is a left side elevational view thereof;
FIG. 6 is a top plan view thereof; and,
FIG. 7 is a bottom plan view thereof.

1 Claim, 3 Drawing Sheets



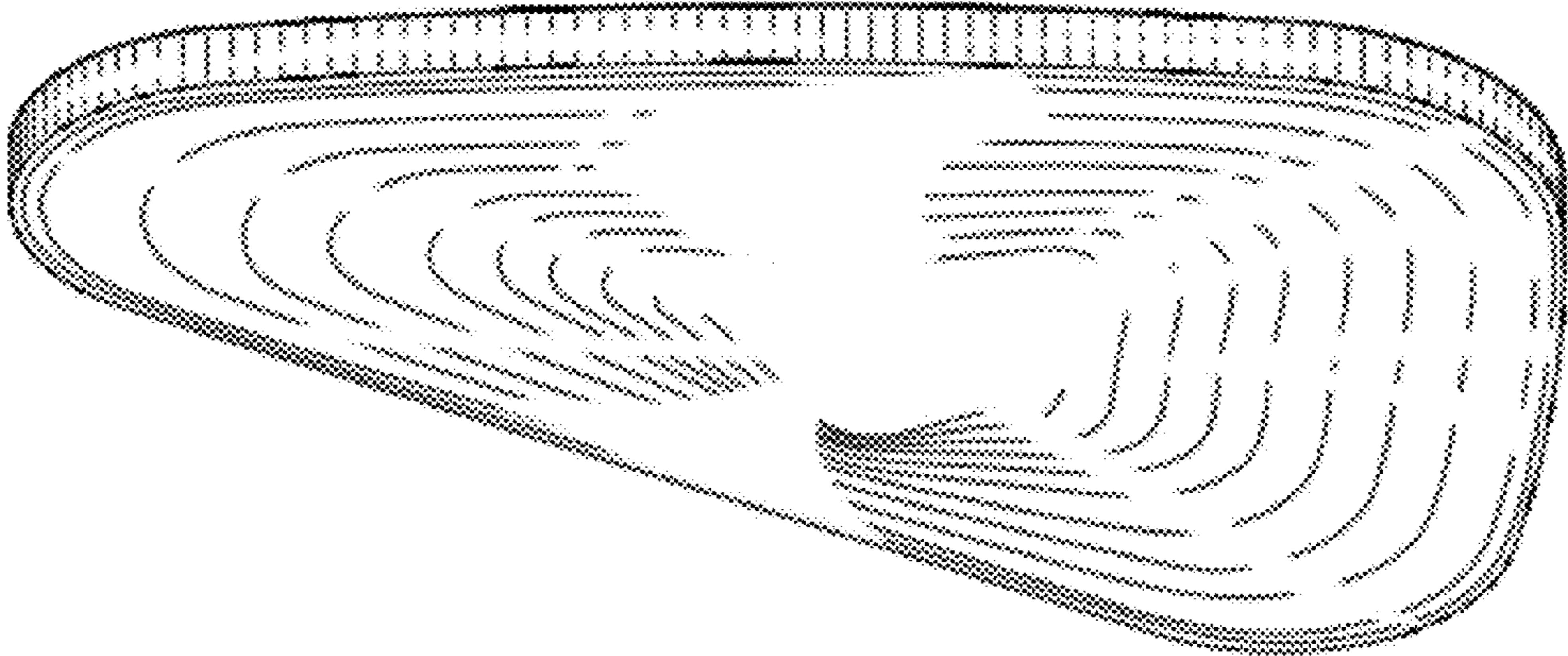


FIG.1




FIG. 2




FIG. 3




FIG. 4

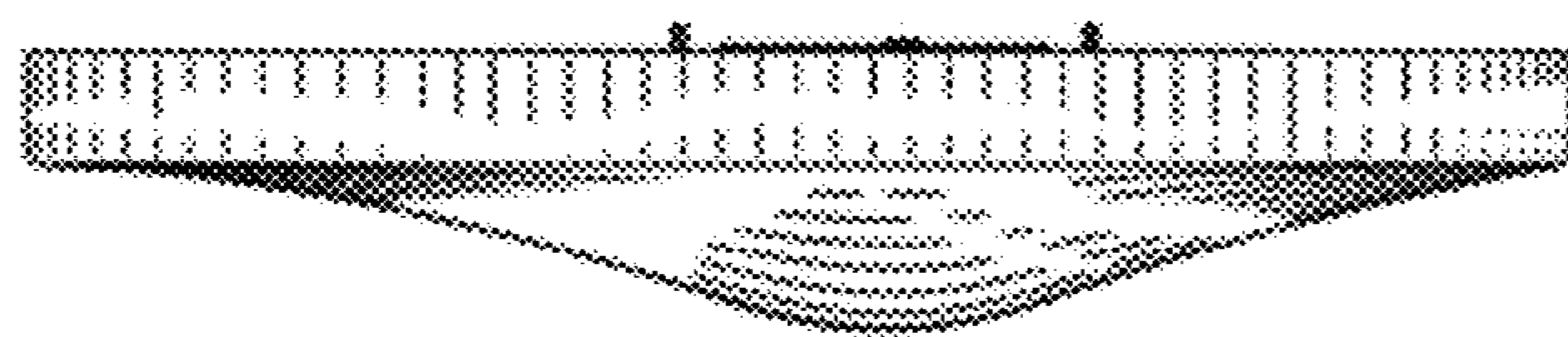


FIG. 5

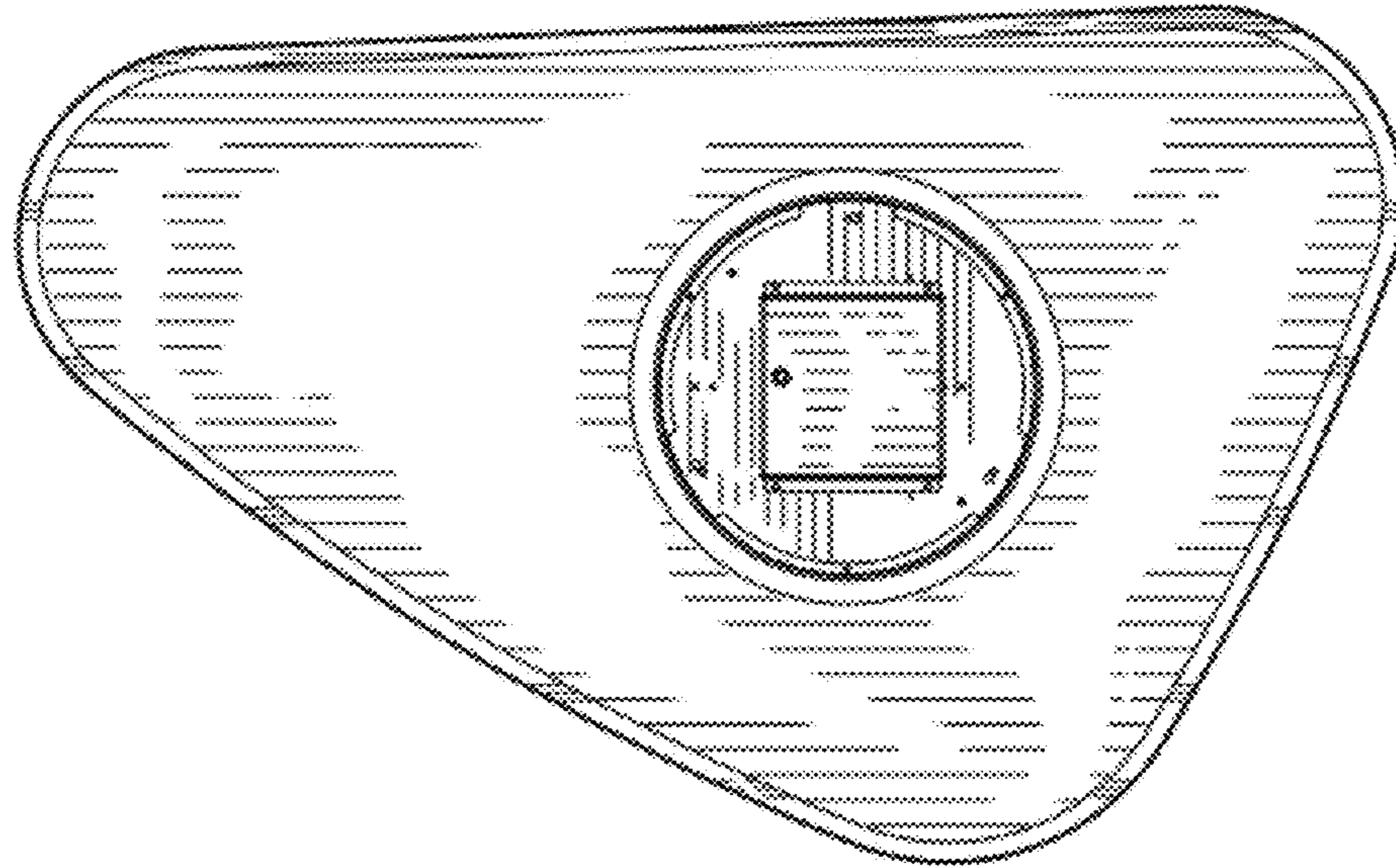


FIG. 6

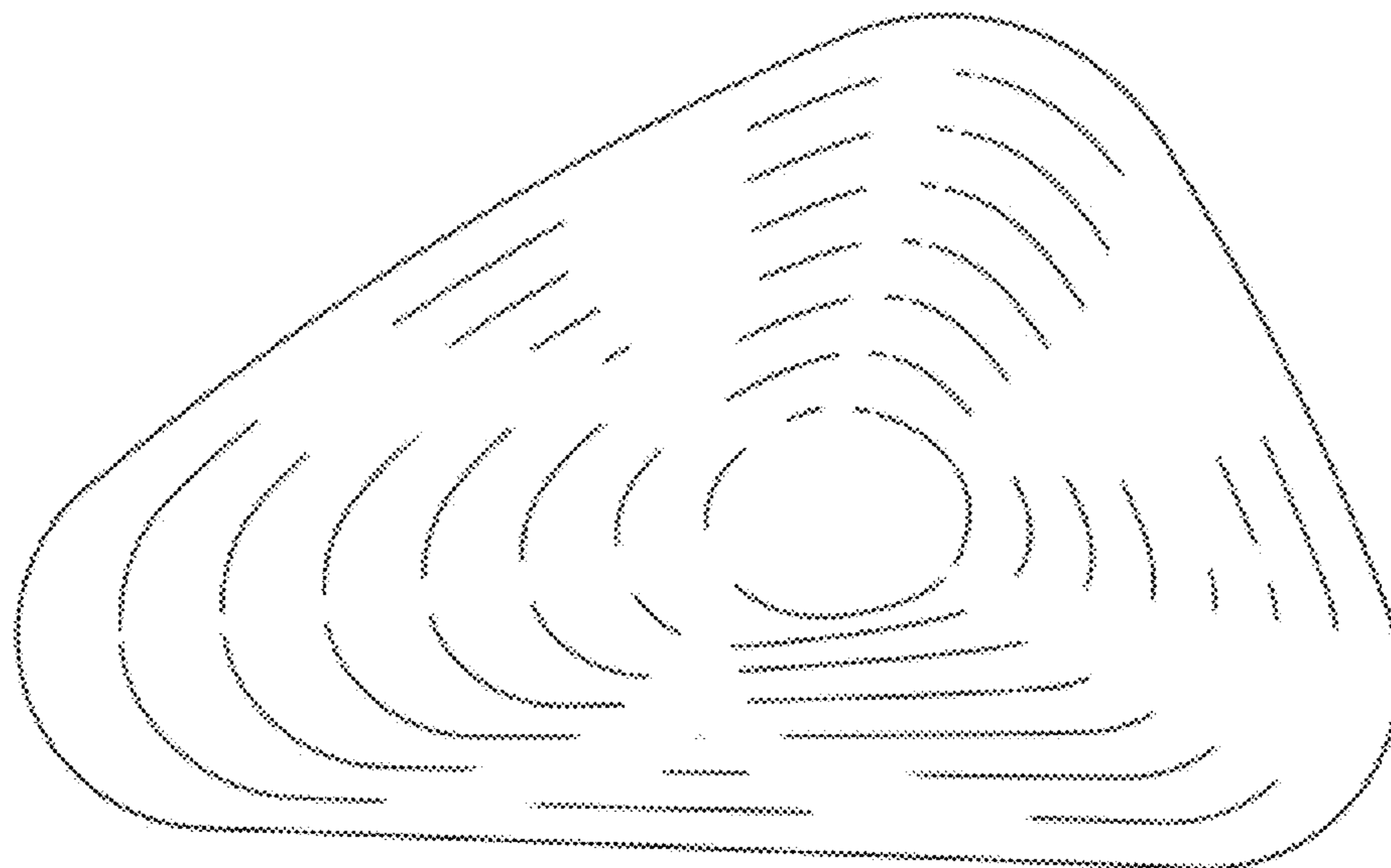


FIG. 7