

US00D667984S

(12) **United States Design Patent**  
**van den Akker**

(10) **Patent No.:** **US D667,984 S**

(45) **Date of Patent:** **\*\* Sep. 25, 2012**

(54) **LUMINAIRE**

(75) Inventor: **Emmanuel van den Akker,**  
Moerbeke-Waas (BE)

(73) Assignee: **Koninklijke Philips Electronics N.V.,**  
Eindhoven (NL)

(\*\*) Term: **14 Years**

(21) Appl. No.: **29/400,794**

(22) Filed: **Sep. 1, 2011**

(51) **LOC (9) Cl.** ..... **26-03**

(52) **U.S. Cl.** ..... **D26/89**

(58) **Field of Classification Search** ..... D26/36,  
D26/59, 71, 74, 76, 85, 87, 89, 90, 91, 124;  
362/147, 148, 365, 453-456, 479, 483, 488,  
362/490

See application file for complete search history.

(56) **References Cited**

**U.S. PATENT DOCUMENTS**

D30,082 S *	1/1899	Buffington	.....	D26/36
D137,085 S *	1/1944	Cressaty	.....	D26/124
D139,435 S *	11/1944	Cressaty	.....	D26/124
D178,212 S *	7/1956	Schreckengost	.....	D26/89

D549,384 S *	8/2007	Grawunder	.....	D26/89
D556,938 S *	12/2007	Russello et al.	.....	D26/89
D566,321 S *	4/2008	Pickett	.....	D26/89
D655,849 S *	3/2012	Sabernig	.....	D26/85
D655,850 S *	3/2012	Sabernig	.....	D26/85

**OTHER PUBLICATIONS**

Noire flushmount fixtures shown on pp. 95 and 96 of the Eurofase Illuminations Supplement 2010 Catalog.\*

Ciambella flushmount fixtures shown on pp. 91 and 92 of the Eurofase Illuminations Supplement 2010 Catalog. (2 pages/ includes catalog cover).\*

\* cited by examiner

*Primary Examiner* — Clare E Heflin


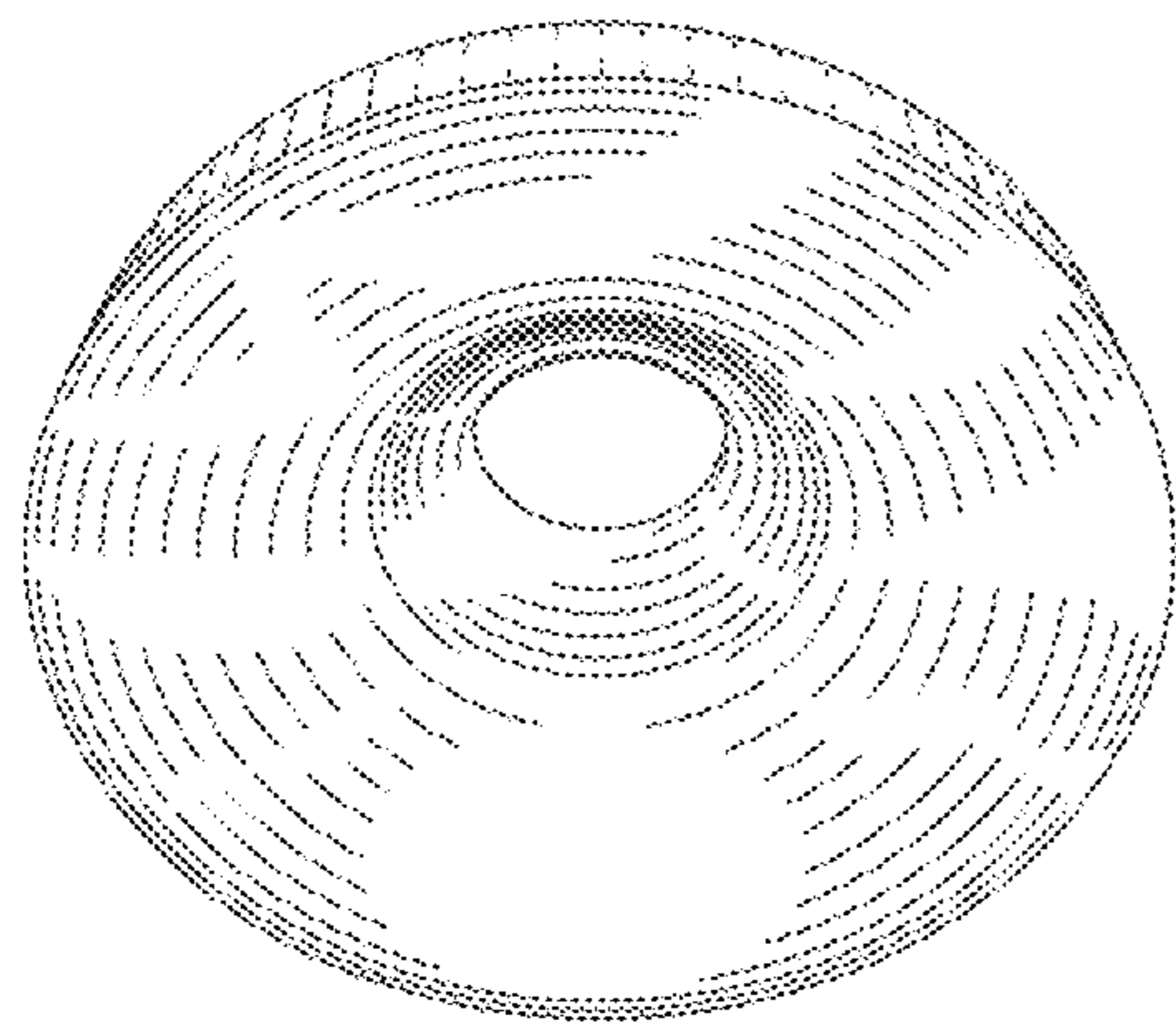
(57) **CLAIM**

The ornamental design for a luminaire, as shown.

**DESCRIPTION**

FIG. 1 is a perspective view showing my design;  
FIG. 2 is a front elevational view thereof;  
FIG. 3 is a rear elevational view thereof;  
FIG. 4 is a right side elevational view thereof;  
FIG. 5 is a left side elevational view thereof;  
FIG. 6 is a top plan view thereof; and,  
FIG. 7 is a bottom plan view thereof.

**1 Claim, 4 Drawing Sheets**



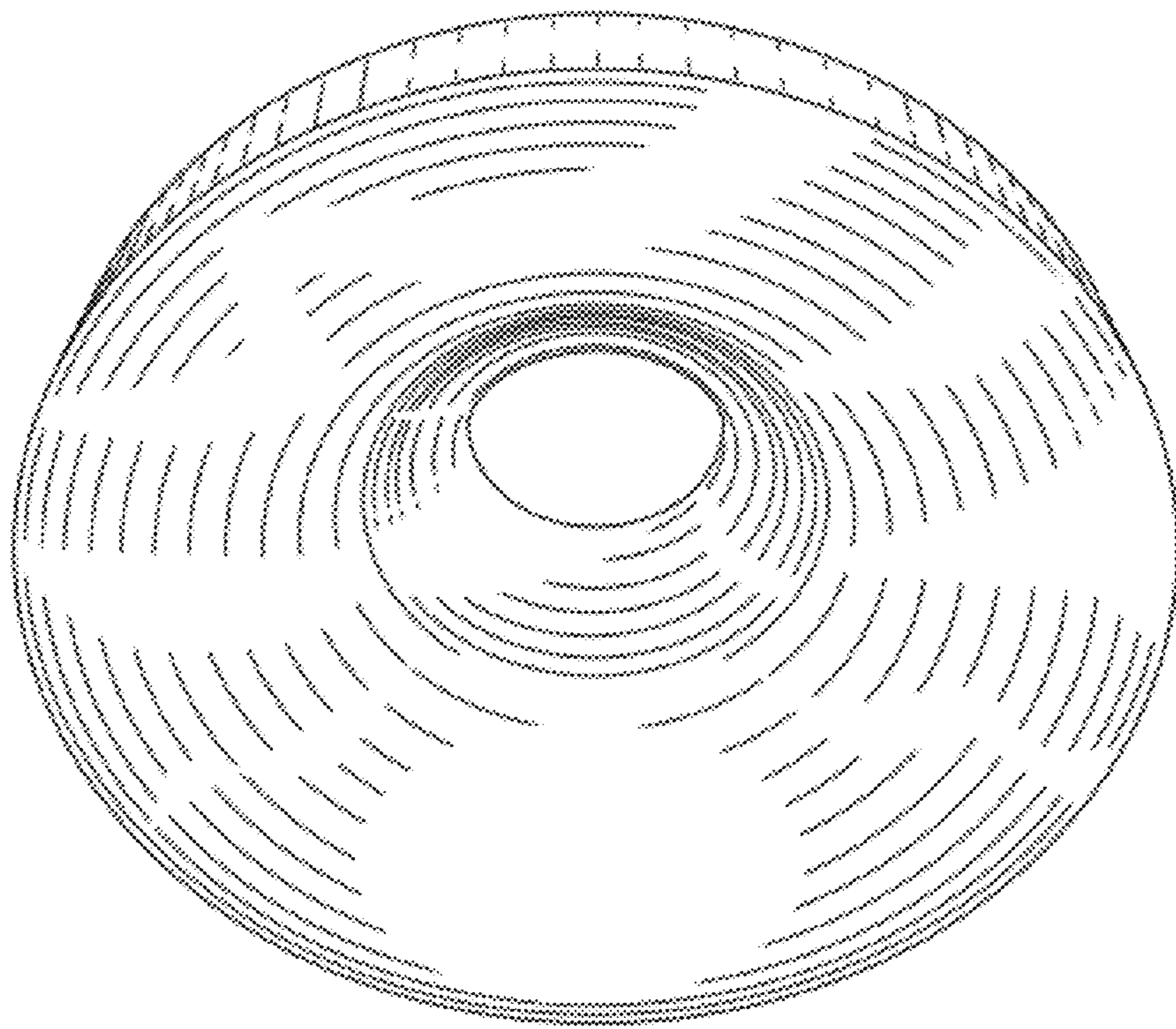


FIG. 1




FIG. 2

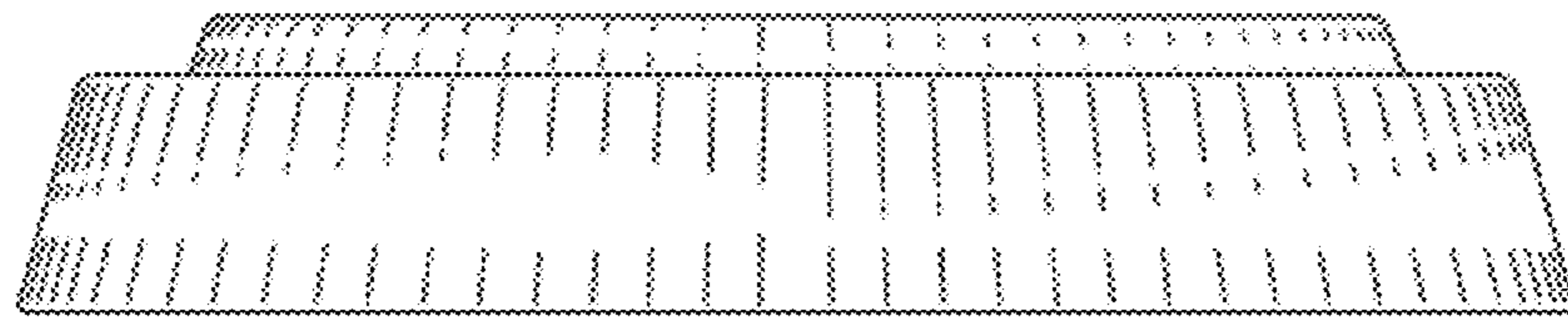


FIG. 3

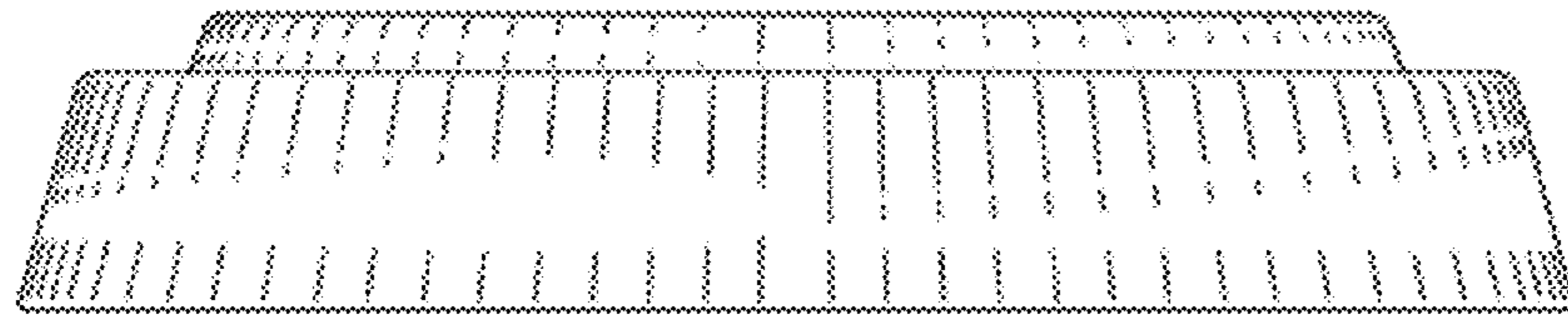


FIG. 4




FIG. 5



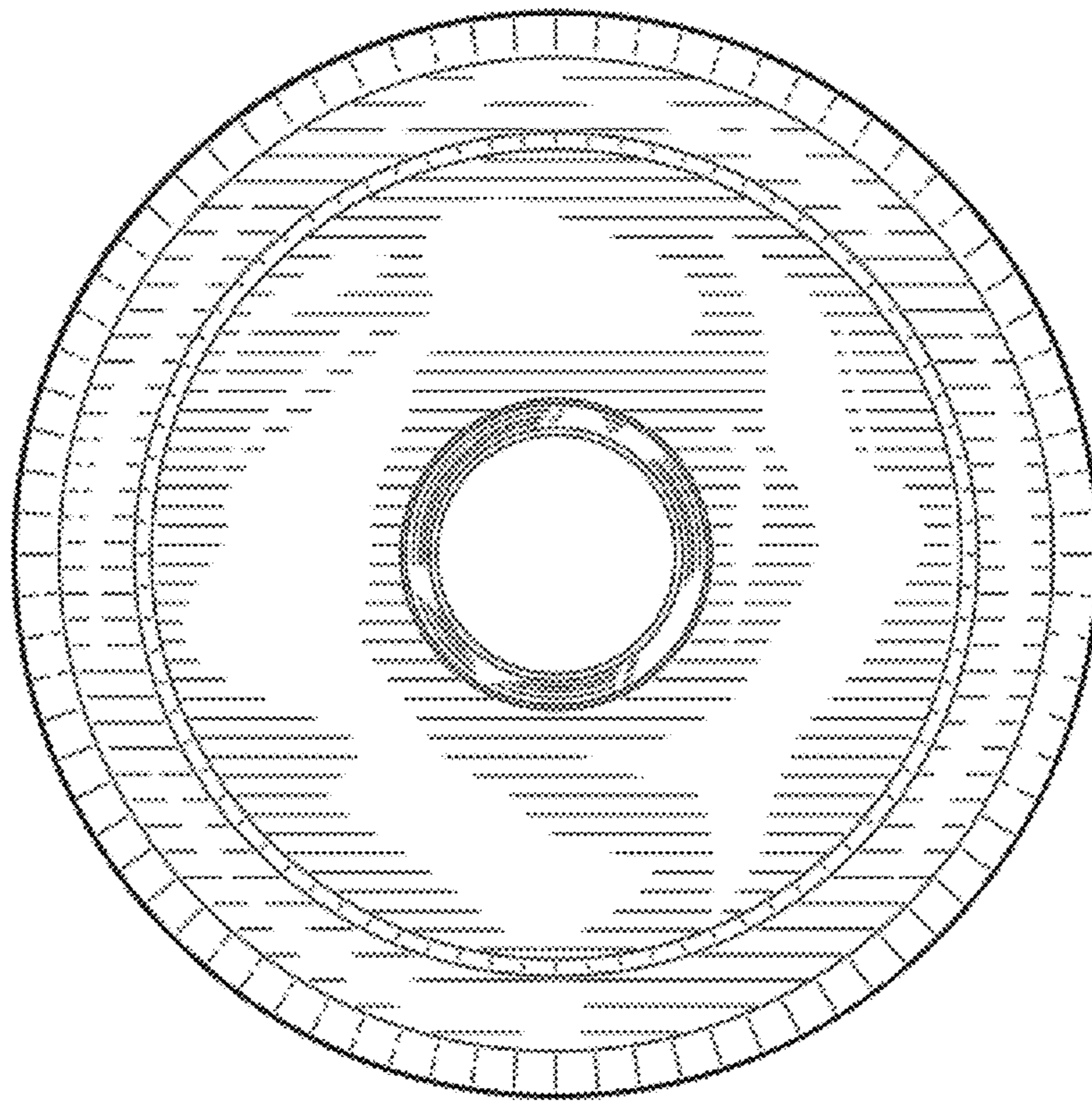


FIG.6

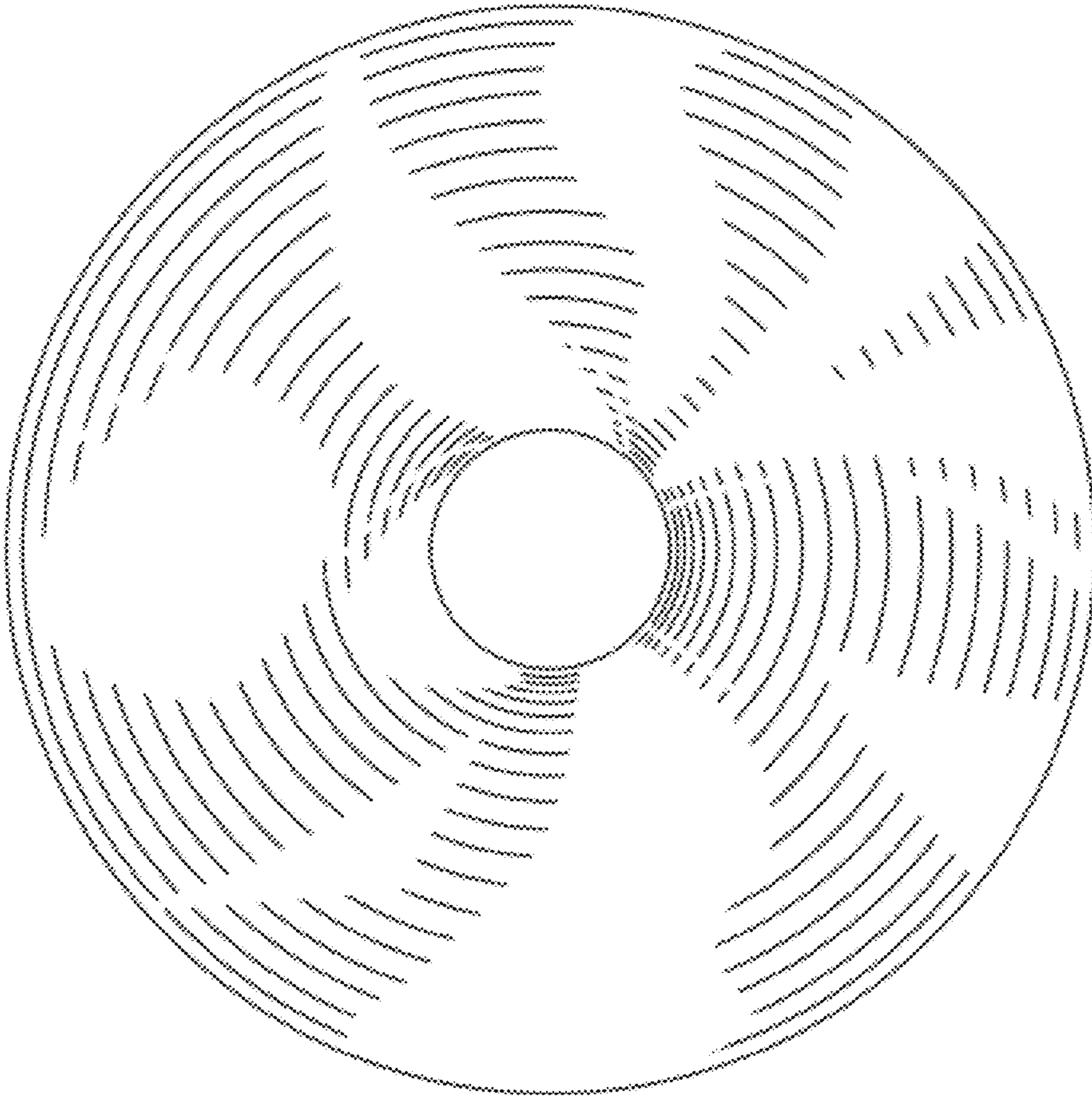


FIG.7