

US00D667978S

(12) **United States Design Patent**  
**Downer**

(10) **Patent No.:** **US D667,978 S**

(45) **Date of Patent:** **\*\* Sep. 25, 2012**

(54) **DESK LAMP**

(76) **Inventor:** **Matthew Thomas Downer**, Rico, CO  
(US)

(\*\*) **Term:** **14 Years**

(21) **Appl. No.:** **29/373,782**

(22) **Filed:** **May 23, 2011**

(51) **LOC (9) Cl.** ..... **26-03**

(52) **U.S. Cl.** ..... **D26/61**

(58) **Field of Classification Search** ..... D26/24,  
D26/61-67, 93, 102, 104-105, 108-109;  
362/509, 516, 523, 186, 217, 255, 257, 277,  
362/317, 319, 351, 354, 355, 357, 358, 362,  
362/382, 410, 413, 417, 806

See application file for complete search history.

(56) **References Cited**

**U.S. PATENT DOCUMENTS**

D293,030 S \* 12/1987 Vladescu ..... D26/107  
D473,676 S \* 4/2003 Barber ..... D26/93

D496,117 S \* 9/2004 Willy ..... D26/61  
D579,597 S \* 10/2008 Ng ..... D26/61  
D623,330 S \* 9/2010 Huang ..... D26/63  
D623,796 S \* 9/2010 Raske ..... D26/93  
D640,824 S \* 6/2011 Wang et al. .... D26/93  
D645,197 S \* 9/2011 Waldmann ..... D26/93

\* cited by examiner

*Primary Examiner* — Brian N Vinson

(57) **CLAIM**

The ornamental design for a desk lamp, as shown and described.

**DESCRIPTION**

FIG. 1 is a front elevational view of a desk lamp showing my new design, the rearview being a mirror image  
FIG. 2 is a right side elevational view thereof;  
FIG. 3 is a left side elevational view thereof;  
FIG. 4 is a top plan view thereof; and,  
FIG. 5 is a bottom plan view thereof.

**1 Claim, 3 Drawing Sheets**

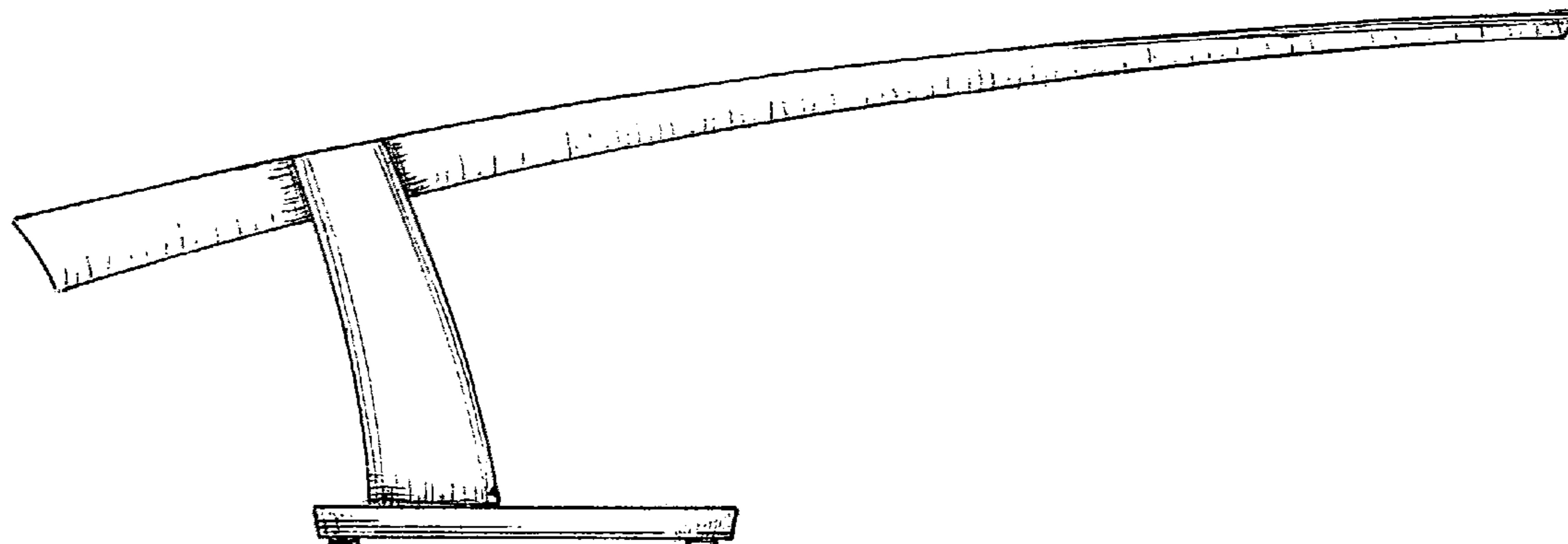
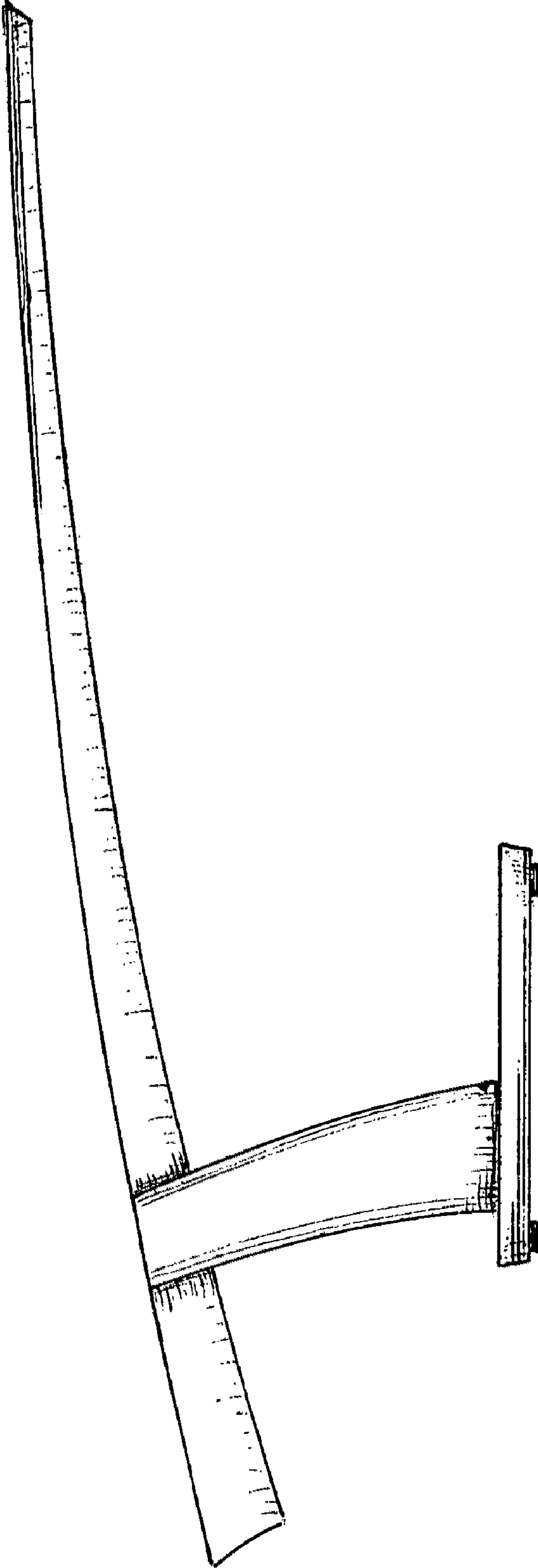


FIG. 1



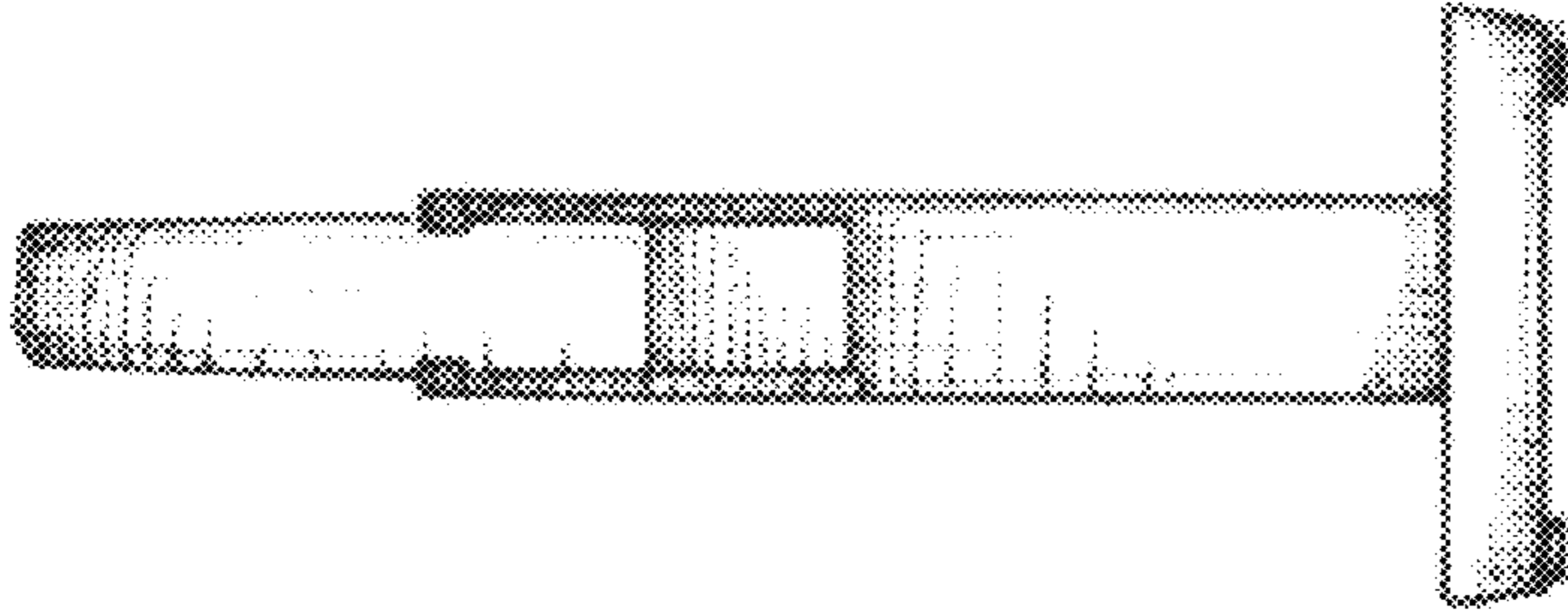


FIG. 3

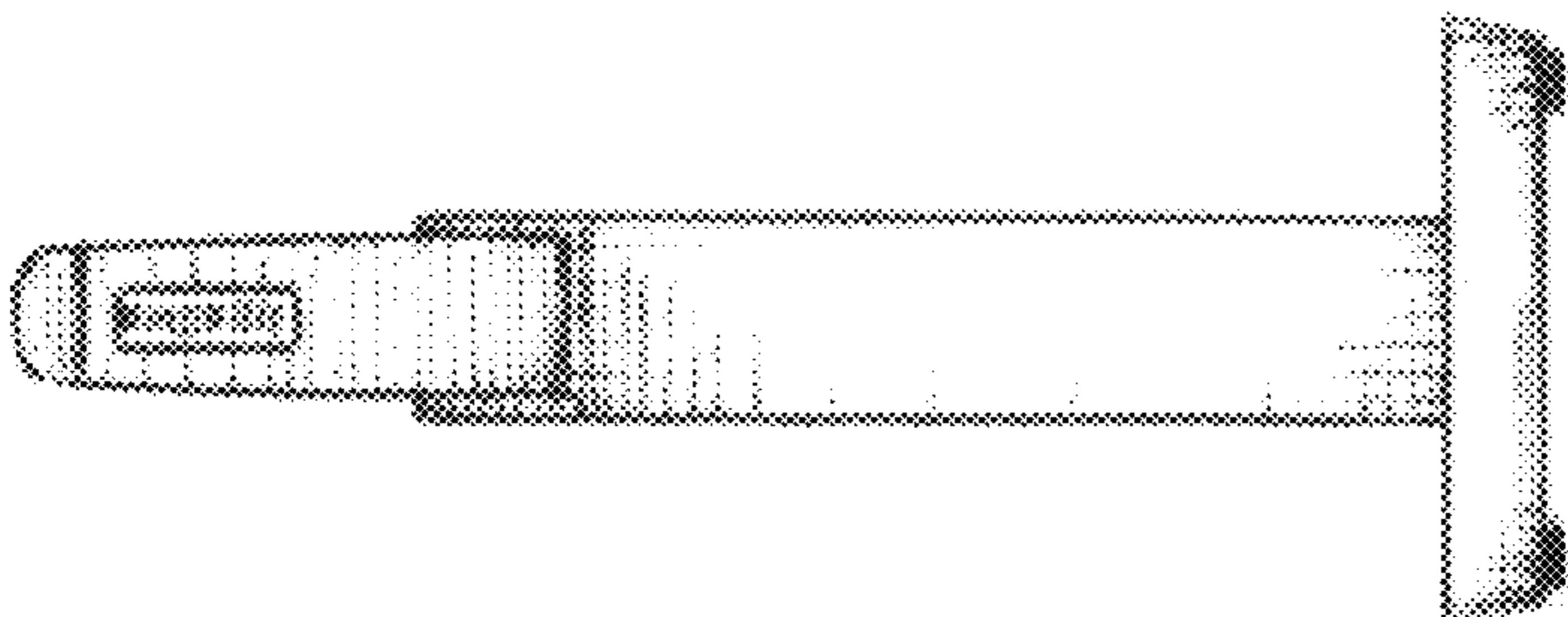


FIG. 2

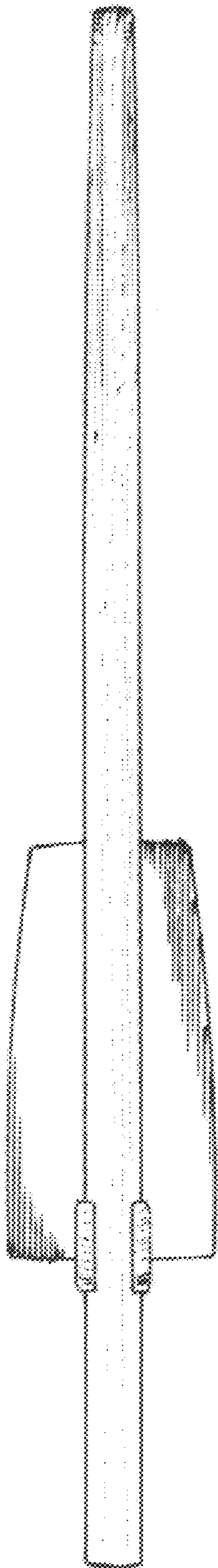


FIG. 4

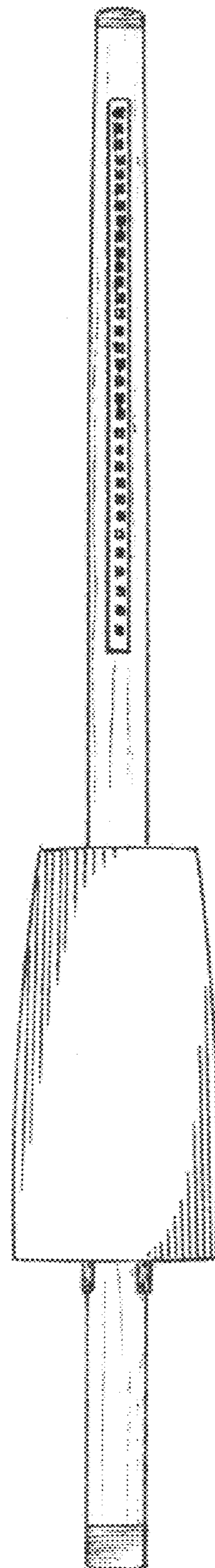


FIG. 5