



US00D667957S

(12) **United States Design Patent**
Baumwald

(10) **Patent No.:** **US D667,957 S**
(45) **Date of Patent:** **** Sep. 25, 2012**

(54) **THERMAL PACK**
(75) Inventor: **Daniel Jared Baumwald**, Elkridge, MD (US)
(73) Assignee: **TheraPearl, LLC**, Jessup, MD (US)
(**) Term: **14 Years**
(21) Appl. No.: **29/410,928**

D390,057 S 2/1998 Gower D6/598
D401,317 S 11/1998 Gillies D21/604
D402,147 S 12/1998 Scarborough D21/604
D403,774 S * 1/1999 Laughlin et al. D24/189
D407,939 S 4/1999 Bear D6/598
5,897,580 A 4/1999 Silver 607/108
D410,165 S 5/1999 Bear 6/598
D410,167 S 5/1999 Bear 6/598
D410,749 S 6/1999 Podd D24/208
D410,750 S 6/1999 Podd D24/208
D411,624 S 6/1999 Podd D24/208
5,978,962 A 11/1999 Hamowy 602/62

(Continued)

(22) Filed: **Jan. 13, 2012**
(51) **LOC (9) Cl.** **24-04**
(52) **U.S. Cl.** **D24/206**
(58) **Field of Classification Search** D24/206–208,
D24/189–192, 118; 602/1–7, 17–27, 61–66,
602/74, 30; 128/112.1, 117.1, 95.1, 96.1,
128/97.1, 100.1, 101.1, 876; 606/204, 27;
607/96, 108, 109, 111, 112; D29/121.2,
D29/122, 101.2, 101.5, 120.1, 121.1; D3/327;
D9/707; 601/15, DIG. 1; 126/204

See application file for complete search history.

(56) **References Cited**

U.S. PATENT DOCUMENTS

D45,122 S * 1/1914 Meinecke D24/207
D111,793 S 10/1938 Myers 9/607
D164,087 S 7/1951 Atkin 24/208
4,316,287 A 2/1982 Rule D6/598
D293,004 S 12/1987 Emms D21/600
D300,645 S 4/1989 Bowden D21/604
D302,213 S 7/1989 Motazedi D21/604
D312,558 S 12/1990 Ilsen et al. 21/576
D318,075 S 7/1991 Capper et al. 21/600
5,050,595 A 9/1991 Krafft 128/379
D327,330 S 6/1992 Noble D24/208
D341,284 S 11/1993 Martin D6/598
D343,903 S 2/1994 Perteet D24/206
5,304,215 A 4/1994 MacWhinnie 607/106
D349,018 S 7/1994 Kaiser D21/604
D352,633 S 11/1994 Berggren D6/598
D355,457 S 2/1995 Miller D21/600
D356,329 S 3/1995 Frilot 21/600
5,409,500 A 4/1995 Dyrek 607/111
D363,670 S 10/1995 Sullivan D9/707
D384,703 S 10/1997 Chuang D21/600

OTHER PUBLICATIONS

Kendall Obstetric & Neonatal Products Brochure. Jan. 2004 ed.

(Continued)

Primary Examiner — David Muller

(74) *Attorney, Agent, or Firm* — Matthew A. Pequignot;
Pequignot + Myers LLC

(57) **CLAIM**

The ornamental design for a thermal pack, as substantially shown and described.

DESCRIPTION

FIG. 1 is a perspective view of a thermal pack showing the new design.

FIG. 2 is a front elevation view thereof;

FIG. 3 is a rear elevation view thereof;

FIG. 4 is a left side elevation view thereof;

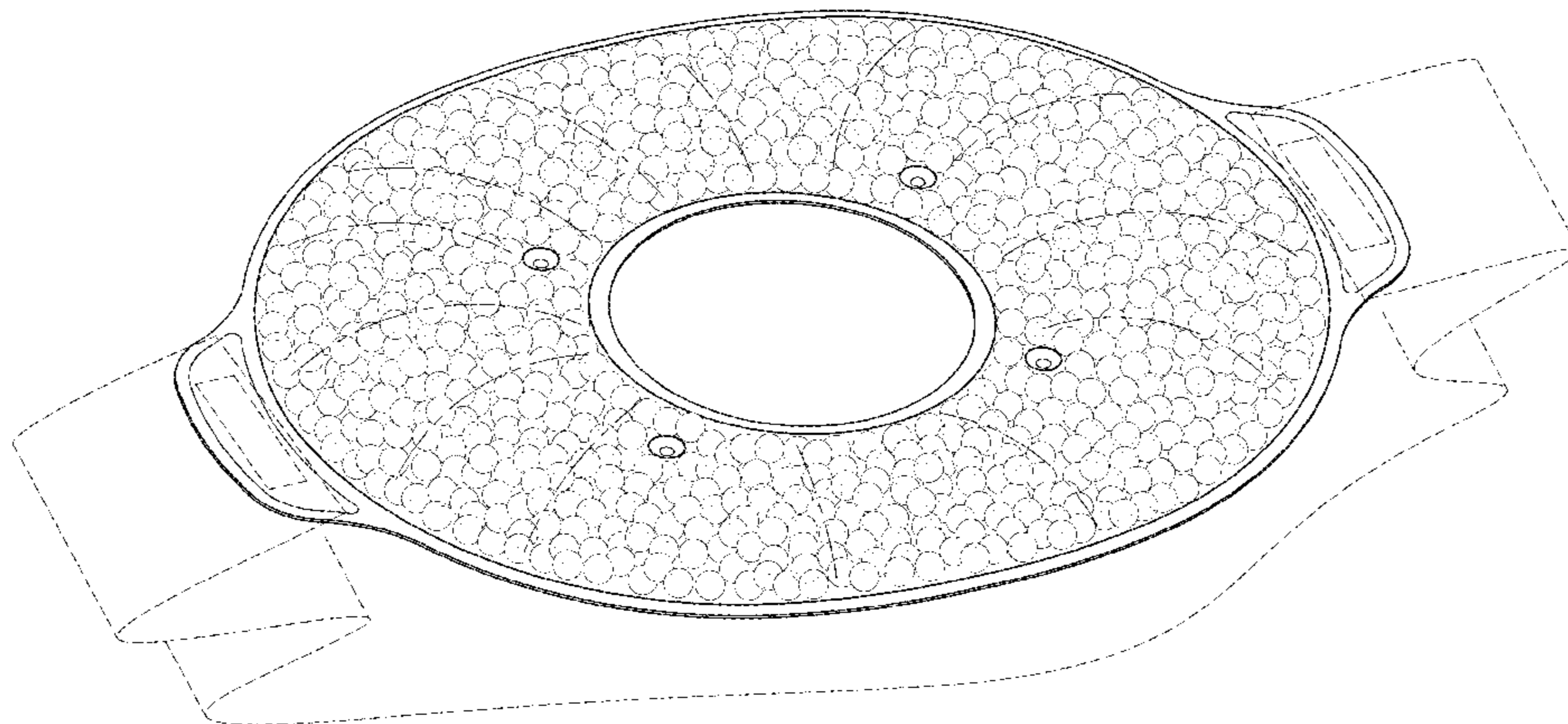
FIG. 5 is a right side elevation view thereof;

FIG. 6 is a bottom plan view thereof; and,

FIG. 7 is a top plan view thereof.

The bead fill-volume depicted in the drawings of the thermal pack is shown for example purposes only and is not intended to limit the scope of the invention with respect to any specific bead fill-volume amount. Structure illustrated in broken lines is provided to illustrate the environment of the invention but is not otherwise part of the claimed design.

1 Claim, 4 Drawing Sheets



US D667,957 S

Page 2

U.S. PATENT DOCUMENTS

D420,178 S 2/2000 Bionde et al. D30/160
6,083,254 A 7/2000 Evans 607/96
D431,269 S 9/2000 Soderstrom D21/576
D436,525 S 1/2001 Lin D9/601
D442,278 S 5/2001 Rury D24/118
D446,927 S 8/2001 Rothschild D21/604
D448,850 S * 10/2001 Fabricant D24/189
D453,541 S 2/2002 Steele et al. D21/611
D459,986 S 7/2002 Yourist D9/607
D460,914 S 7/2002 Yourist D9/607
6,524,331 B1 * 2/2003 Kohout et al. 607/96
6,610,084 B1 8/2003 Torres 607/114
D484,240 S * 12/2003 Lyons et al. D24/118
6,916,334 B2 7/2005 Noonan 607/108
6,972,029 B2 * 12/2005 Mayrhofer et al. 607/108
D525,533 S 7/2006 Edwards D9/609

D557,810 S * 12/2007 Eknoian et al. D24/189
D576,282 S * 9/2008 Yanaki D24/189
D615,278 S * 5/2010 Reed D24/190
D616,760 S 6/2010 Deuerer D9/707
D618,357 S * 6/2010 Navies D24/189
D618,811 S * 6/2010 Navies D24/189
D626,243 S * 10/2010 Sagnip et al. D24/190
D627,586 S 11/2010 Holdridge 6/598
D635,272 S * 3/2011 Gruber et al. D24/206
D647,146 S 10/2011 Islava D21/576

OTHER PUBLICATIONS

ITA-Med webpage printout, <http://www.itamed.com/maternity/post-surgical.html>. Printed Sep. 13, 2004.

* cited by examiner

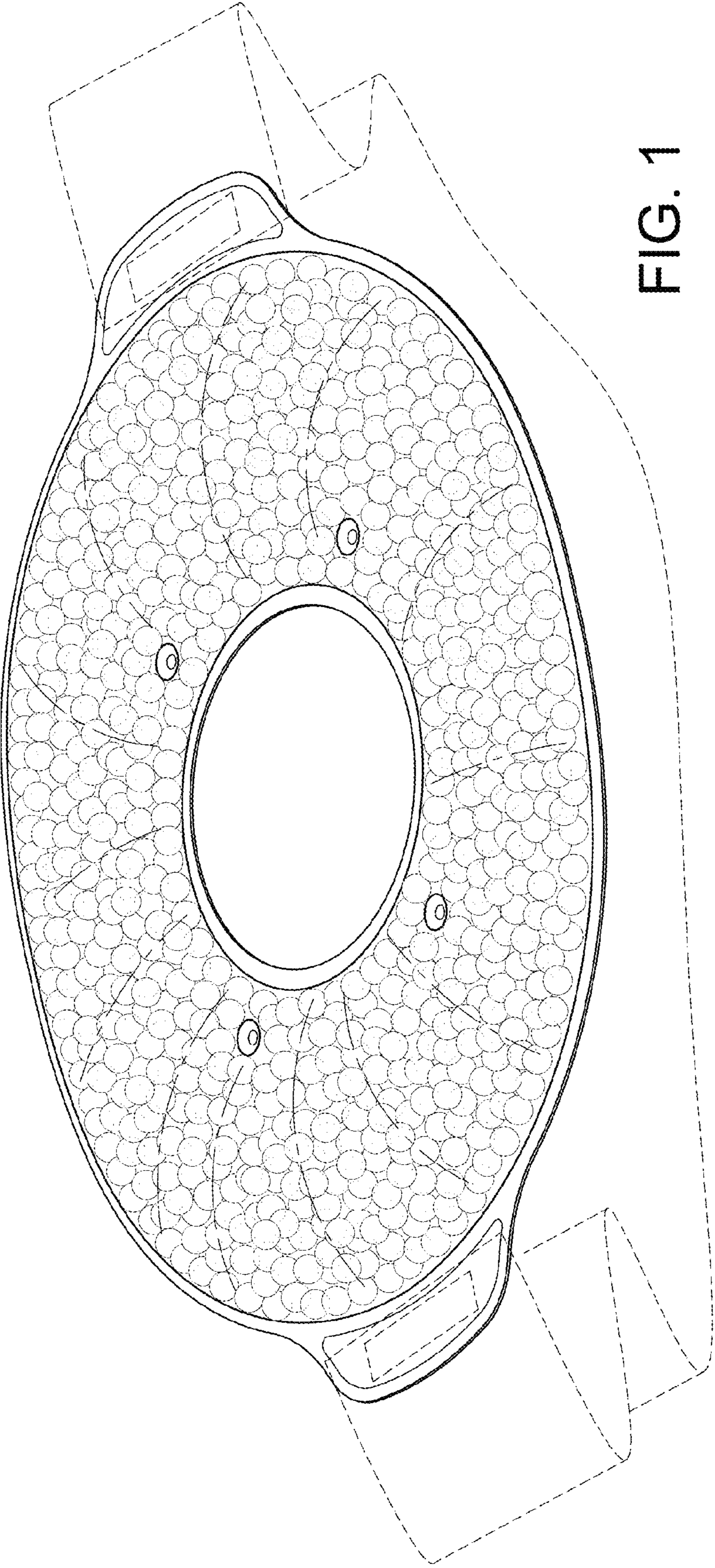


FIG. 1

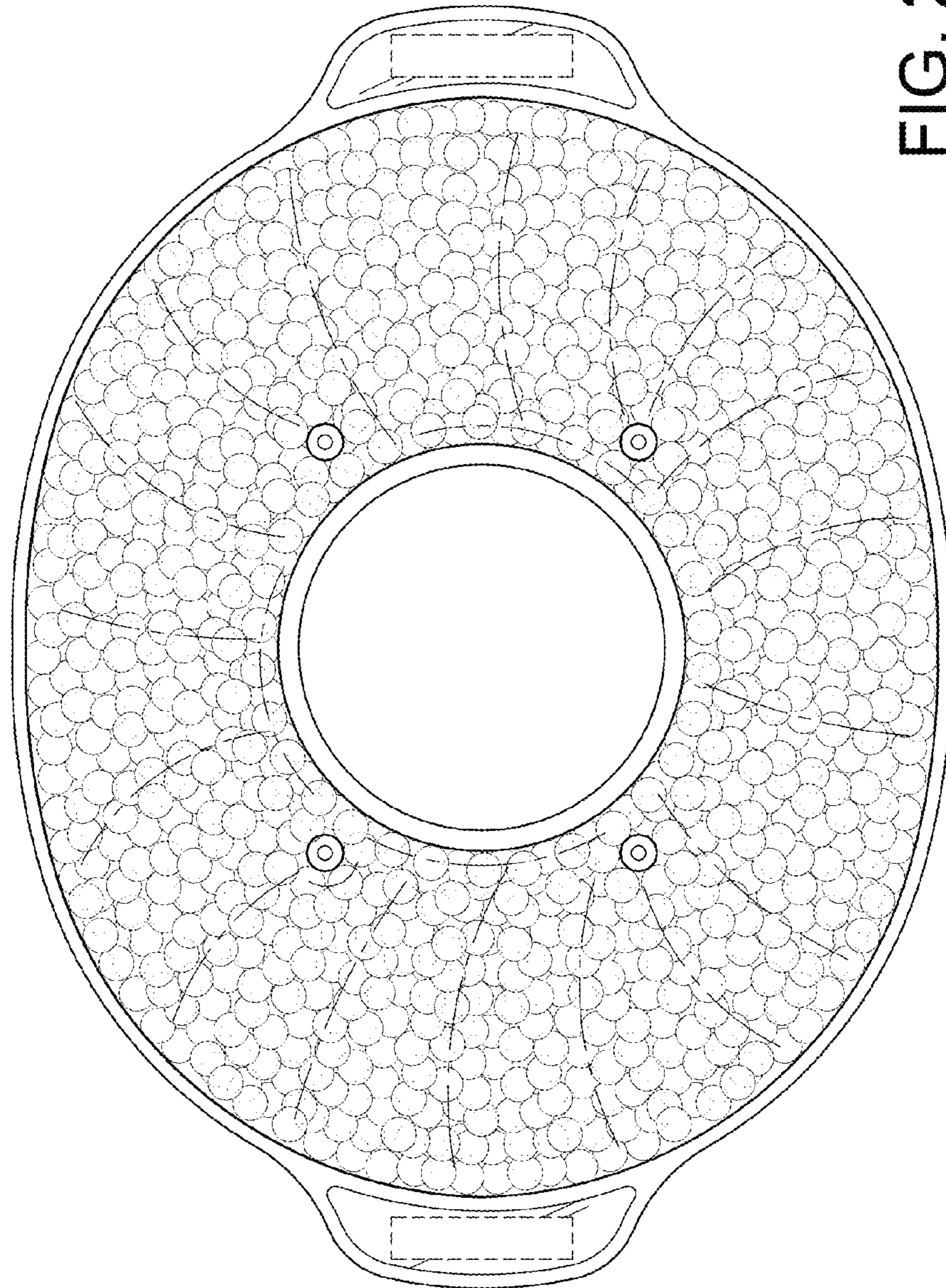


FIG. 2

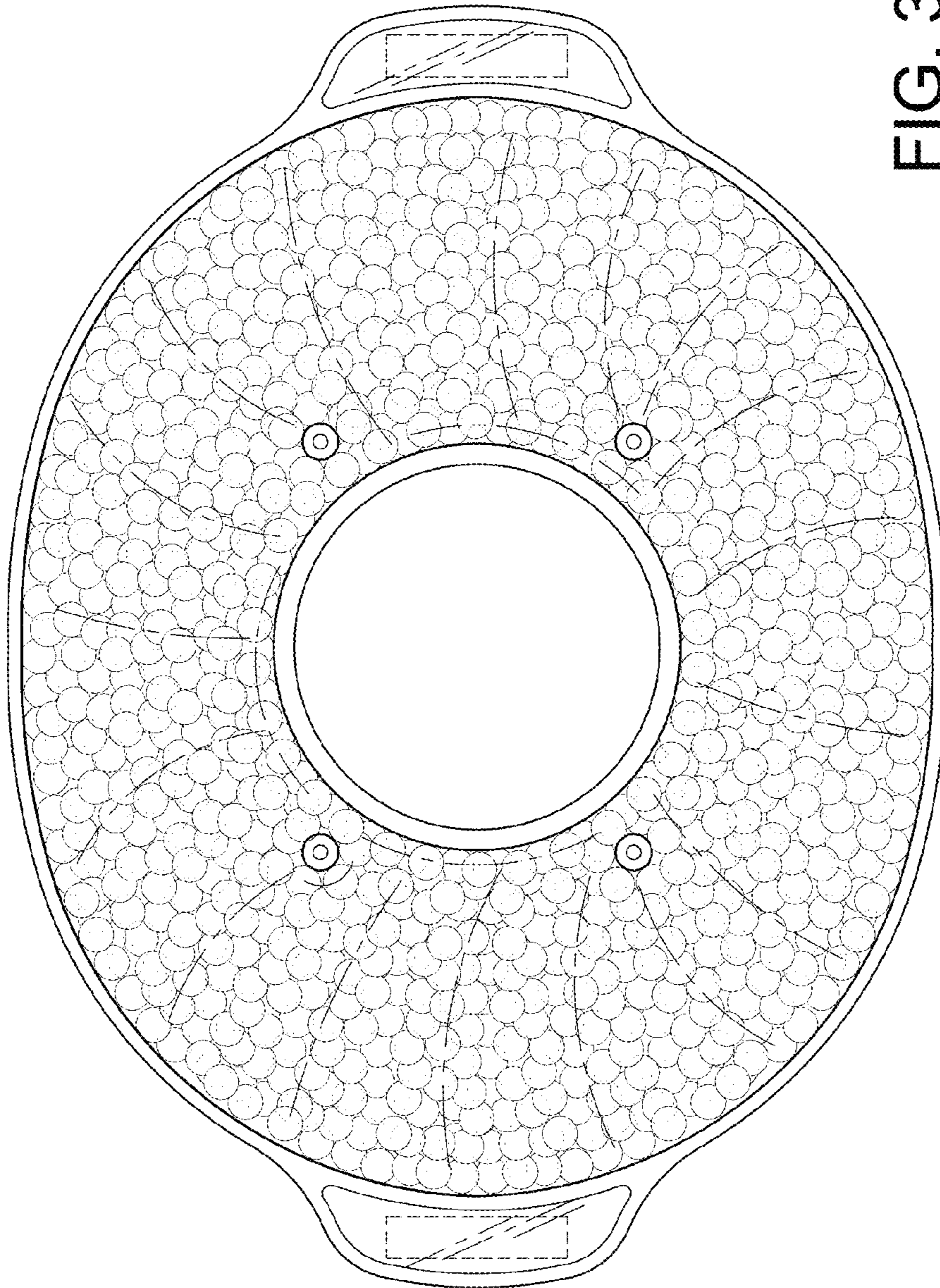


FIG. 3

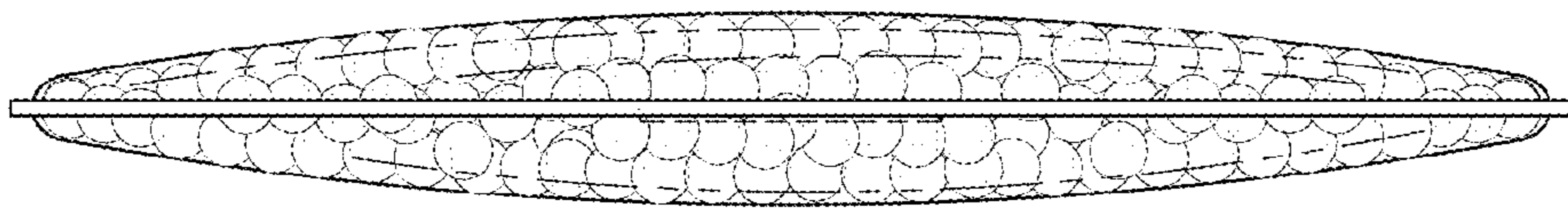


FIG. 5

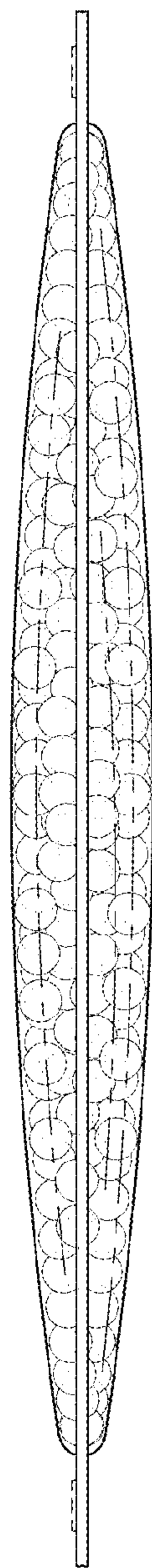


FIG. 6

FIG. 4

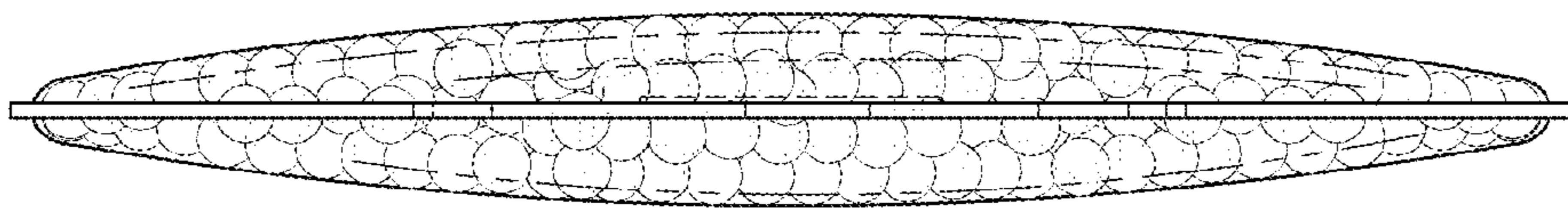


FIG. 7