

US00D667956S

(12) **United States Design Patent**
Chiang

(10) **Patent No.:** **US D667,956 S**

(45) **Date of Patent:** **** Sep. 25, 2012**

(54) **SHOULDER SUPPORT**

(76) **Inventor:** **Pang-Ching Chiang, Taipei (TW)**

(**) **Term:** **14 Years**

(21) **Appl. No.:** **29/373,554**

(22) **Filed:** **Apr. 26, 2011**

(51) **LOC (9) Cl.** **24-01**

(52) **U.S. Cl.** **D24/190**

(58) **Field of Classification Search** D24/190-192;
D29/100, 101.2, 120.1; 602/4, 5, 19, 20,
602/61, 63, 65; 128/874, 878; 2/16, 44,
2/459

See application file for complete search history.

(56) **References Cited**

U.S. PATENT DOCUMENTS

4,784,128	A *	11/1988	Scheuermann	602/61
4,862,878	A *	9/1989	Davison et al.	602/20
5,181,906	A *	1/1993	Bauerfeind	602/63
5,188,587	A *	2/1993	McGuire et al.	602/20
5,403,268	A *	4/1995	Clement	602/20

D365,397	S *	12/1995	Seering et al.	D24/190
6,052,824	A *	4/2000	May	2/16
6,190,340	B1 *	2/2001	Borell	602/4
6,306,111	B1 *	10/2001	Dean	602/20
6,691,327	B1 *	2/2004	Meyer	2/459
D571,016	S *	6/2008	Matthews	D24/190
2003/0195447	A1 *	10/2003	Cherubini et al.	602/20
2010/0210985	A1 *	8/2010	Kuorak et al.	602/20

* cited by examiner

Primary Examiner — Susan E Krakower

(74) *Attorney, Agent, or Firm* — C. G. Mersereau; Nikolai & Mersereau, P.A.

(57) **CLAIM**

The ornamental design for a shoulder support, as shown.

DESCRIPTION

FIG. 1 is a front perspective view of a shoulder support showing my new design;

FIG. 2 is a front view thereof;

FIG. 3 is a rear view thereof; and,

FIG. 4 is a rear perspective view thereof.

1 Claim, 4 Drawing Sheets

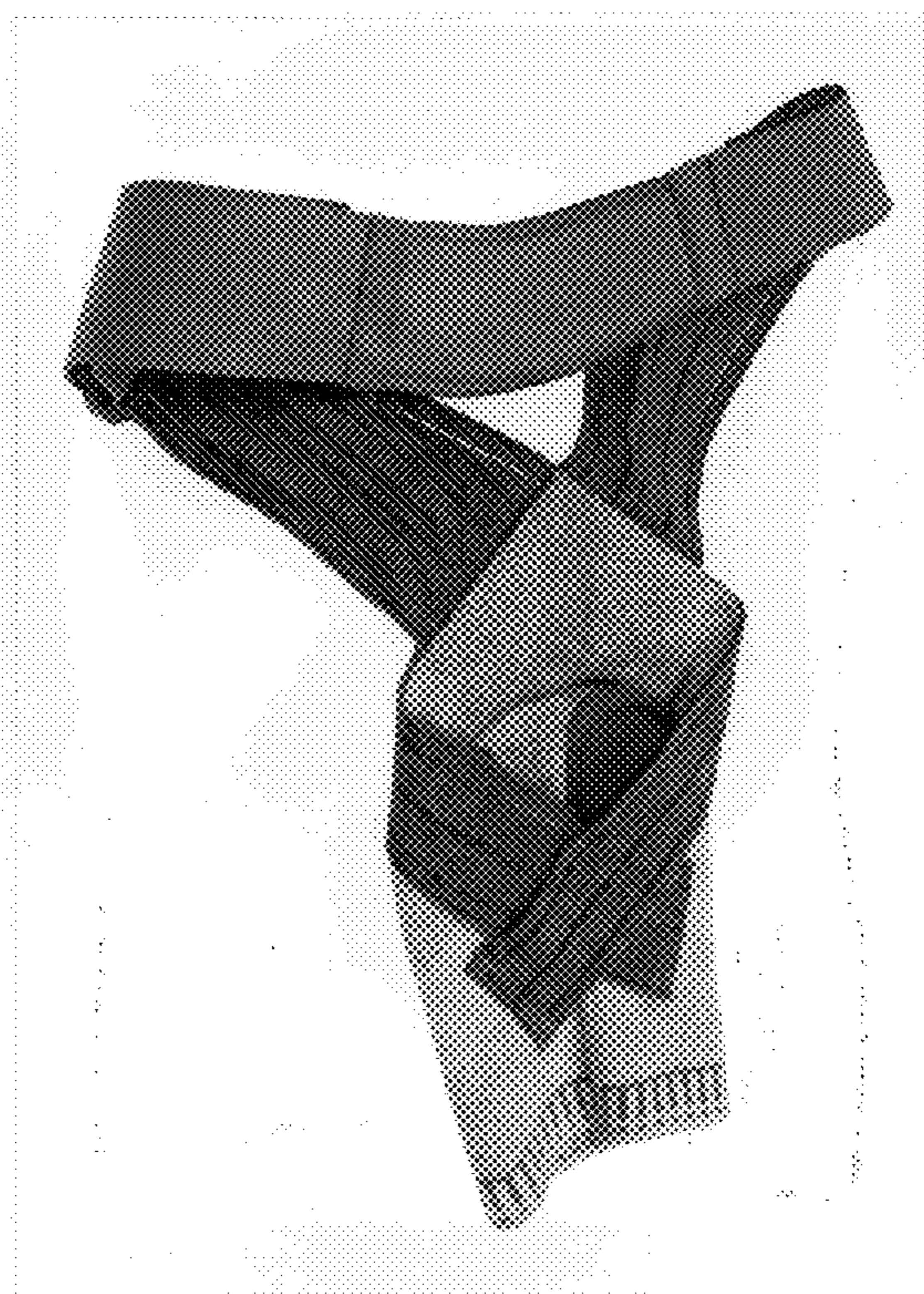




FIG. 1




FIG. 2




FIG. 3



FIG. 4