



US00D667952S

(12) **United States Design Patent**  
**Zona et al.**

(10) **Patent No.:** **US D667,952 S**  
(45) **Date of Patent:** **\*\* Sep. 25, 2012**

(54) **MEDICAL INSTRUMENT**

(75) Inventors: **Mauro Zona**, Turin (IT); **Gennaro Giglio**, Camposano (IT)

(73) Assignee: **Massimo Amenduni Gresele**, Vicenza (IT)

(\*\*) Term: **14 Years**

(21) Appl. No.: **29/371,447**

(22) Filed: **Feb. 28, 2011**

(51) **LOC (9) Cl.** ..... **24-02**

(52) **U.S. Cl.** ..... **D24/140**

(58) **Field of Classification Search** ..... D24/140;  
606/102

See application file for complete search history.

(56) **References Cited**

**U.S. PATENT DOCUMENTS**

159,246	A *	2/1875	Caton	.....	33/798
1,626,540	A *	4/1927	Kimura	.....	33/807
D261,302	S *	10/1981	Wheeler	.....	D24/140
4,440,168	A *	4/1984	Warren	.....	606/102
D310,044	S *	8/1990	Alberts et al.	.....	D10/73
5,052,375	A *	10/1991	Stark et al.	.....	601/34
D430,296	S *	8/2000	Pretel et al.	.....	D24/140
6,361,506	B1 *	3/2002	Saenger et al.	.....	600/587

D560,128	S *	1/2008	Diederich et al.	.....	D10/73
D600,346	S *	9/2009	Petersen	.....	D24/140
D625,007	S *	10/2010	Macken	.....	D24/140
2010/0076446	A1 *	3/2010	Gorek	.....	606/104
2010/0318006	A1 *	12/2010	Horst	.....	601/34

**FOREIGN PATENT DOCUMENTS**

EM 001746934-0001 \* 5/2011

\* cited by examiner

*Primary Examiner* — Bridget L Eland

(74) *Attorney, Agent, or Firm* — Nixon & Vanderhye P.C.

(57) **CLAIM**

The ornamental design for a medical instrument, as shown and described.

**DESCRIPTION**

FIG. 1 is a bottom plan view of a medical instrument; FIG. 2 is a top plan view thereof; FIG. 3 is a right elevational view thereof; FIG. 4 is a left elevational view thereof; FIG. 5 is a back, upside down elevational view thereof; and, FIG. 6 is a front elevational view thereof. The broken lines adjacent to the claimed areas represent the bounds of the claimed design while all other broken lines are directed to environment and are for illustrative purposes only. The broken lines form no part of the claimed design.

**1 Claim, 6 Drawing Sheets**

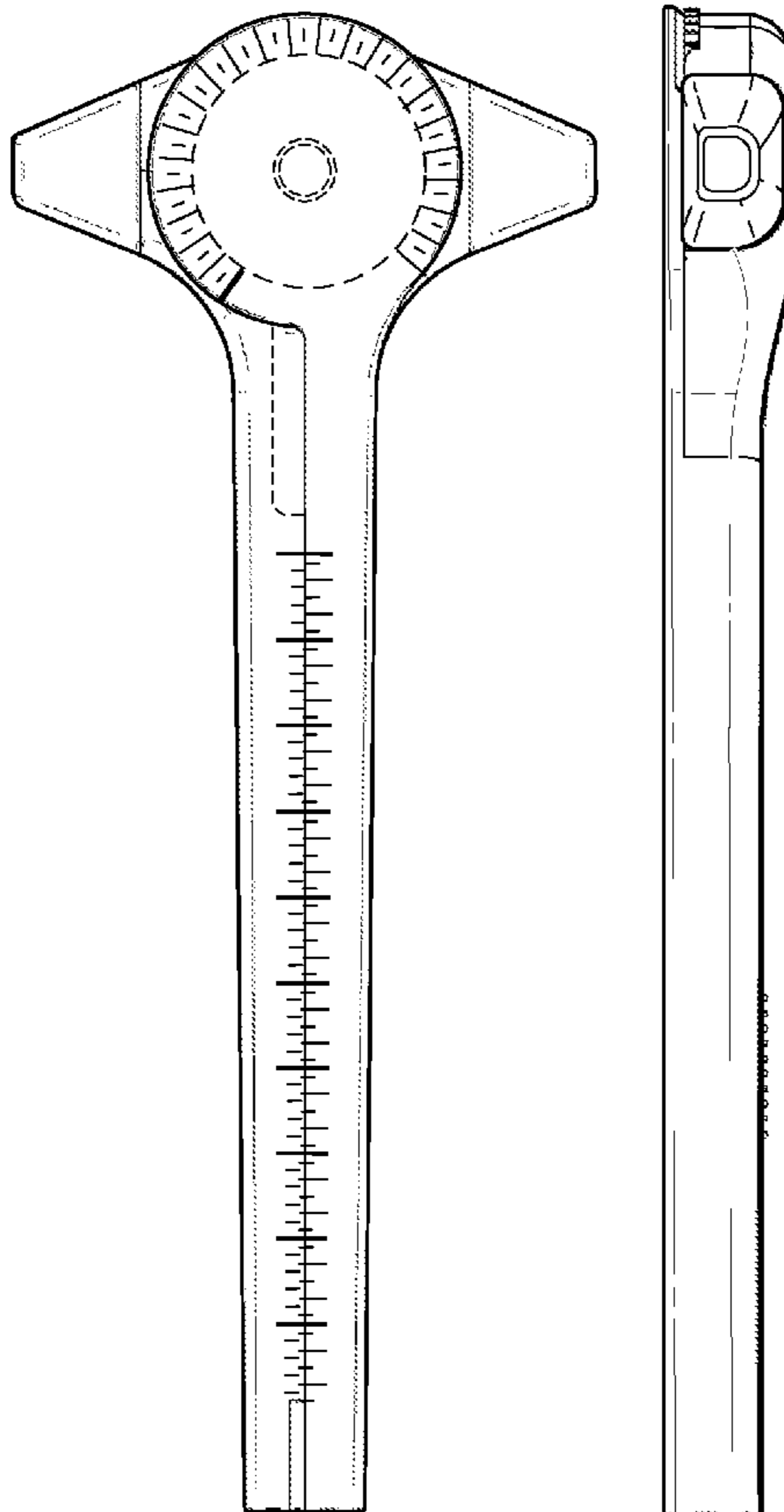


FIG. 1

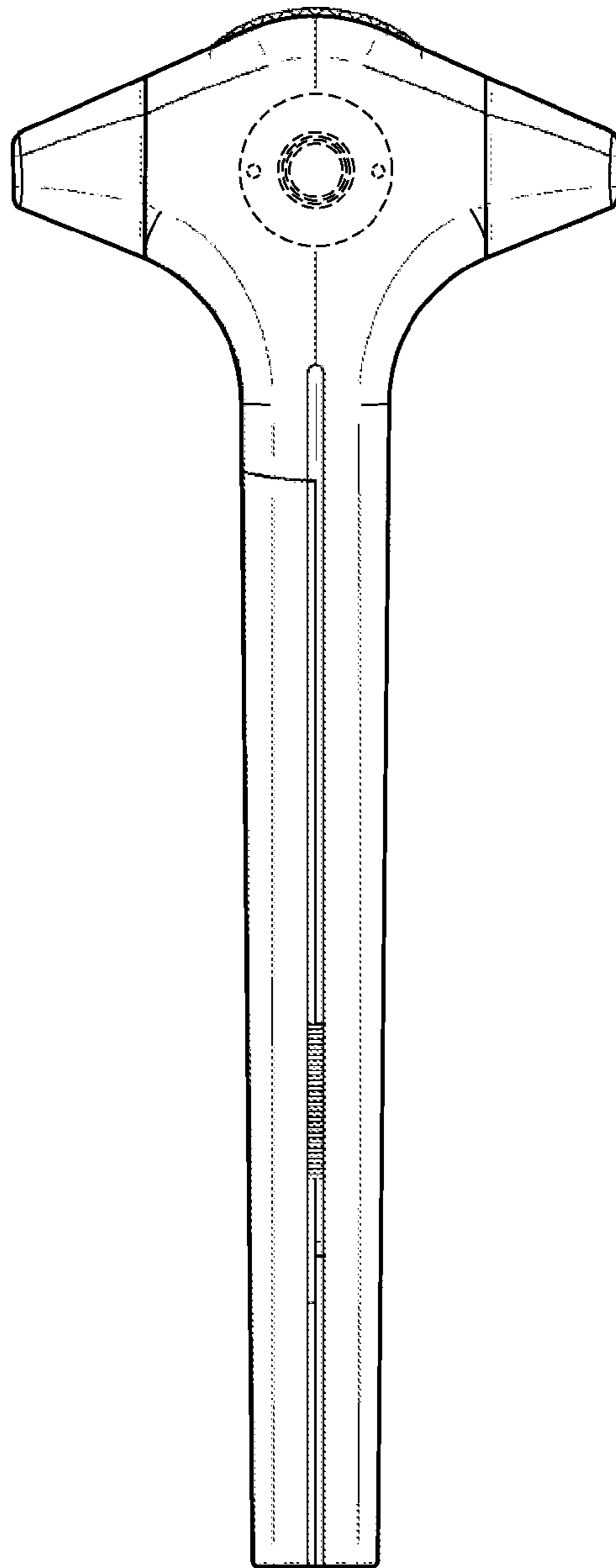


FIG. 2

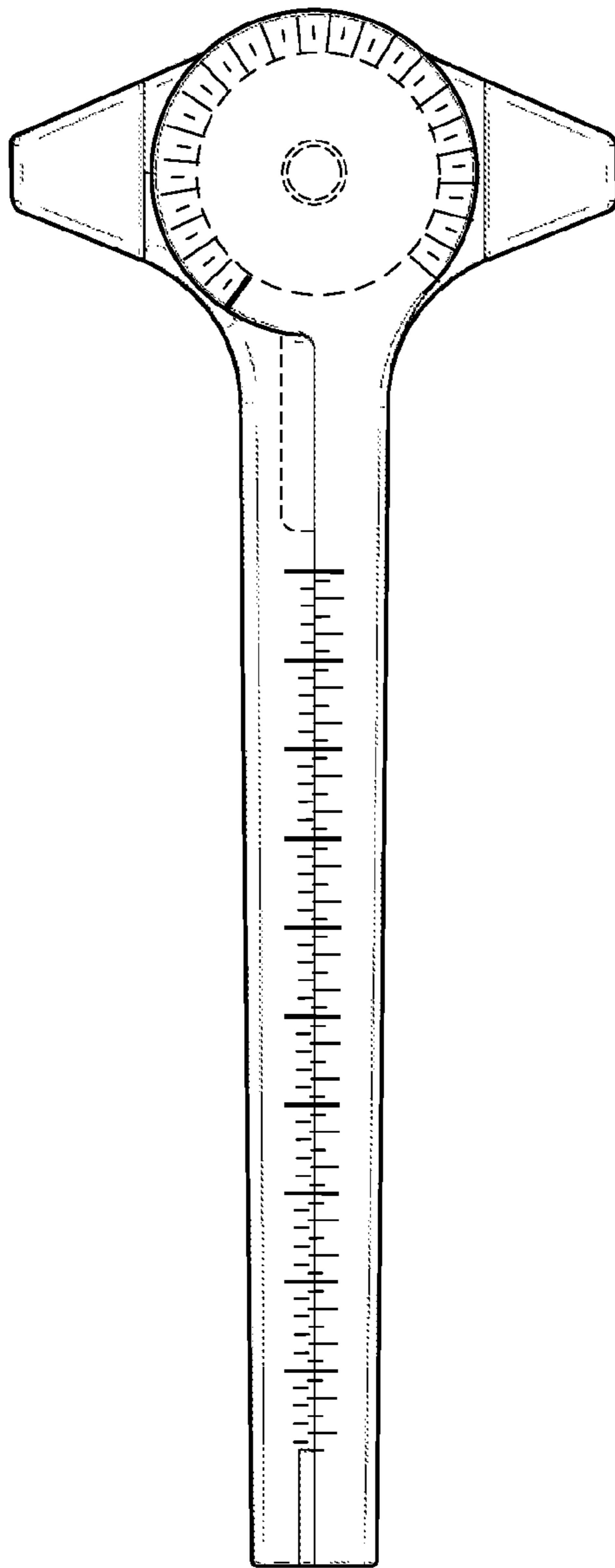


FIG. 3

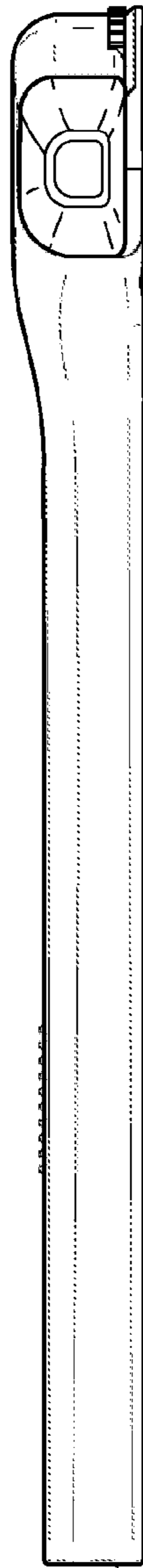


FIG. 4

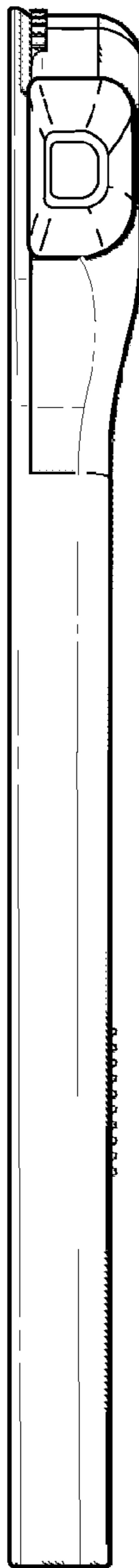


FIG. 5

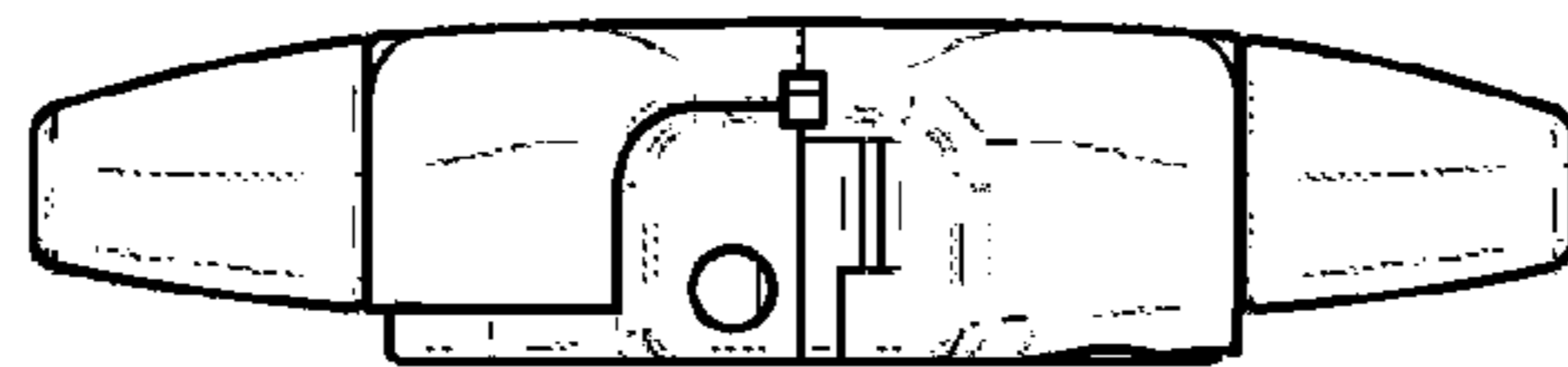


FIG. 6

