

US00D667951S

(12) **United States Design Patent**  
**Marshall et al.**

(10) **Patent No.:** **US D667,951 S**  
(45) **Date of Patent:** **\*\* Sep. 25, 2012**

- (54) **TORQUE LIMITING NEEDLE CAP**
- (75) Inventors: **Jeremy Marshall**, Oxford (GB); **Jessica Robson**, Oxford (GB)
- (73) Assignee: **Owen Mumford Limited**, Woodstock (GB)
- (\*\*) Term: **14 Years**
- (21) Appl. No.: **29/422,294**
- (22) Filed: **May 18, 2012**

6,695,819	B2 *	2/2004	Kobayashi	604/192
6,958,055	B2 *	10/2005	Donnan et al.	604/192
7,044,125	B2 *	5/2006	Vedrine et al.	128/200.19
7,338,469	B2 *	3/2008	Barker et al.	604/110
7,393,344	B2 *	7/2008	Mohammed	604/195
D581,046	S *	11/2008	Sudo	D24/130
2006/0173408	A1 *	8/2006	Wyrick	604/110
2008/0210890	A1 *	9/2008	Fago	250/506.1

**FOREIGN PATENT DOCUMENTS**

EP	1384491	A1	1/2004
JP	2003267419	A	9/2003
WO	2004/052432	A2	6/2004
WO	2010/119271	A1	10/2010

**OTHER PUBLICATIONS**

GB Search Report, Dated Aug. 28, 2009, in Application No. 0906640.8.  
 International Search Report, Dated Aug. 2, 2010, in PCT/GB2010/000783.

\* cited by examiner

*Primary Examiner* — Raphael Barkai  
*Assistant Examiner* — Randall Gholson  
 (74) *Attorney, Agent, or Firm* — Young & Thompson

**Related U.S. Application Data**

- (62) Division of application No. 29/368,743, filed on Aug. 27, 2010, now Pat. No. Des. 665,497.

**Foreign Application Priority Data**

- Jul. 28, 2010 (EM) ..... 001737024
- (51) **LOC (9) Cl.** ..... **24-02**
- (52) **U.S. Cl.** ..... **D24/130**
- (58) **Field of Classification Search** ..... D24/112–114, D24/130; 604/6.12, 93, 164–165, 166–167, 604/110, 187–189, 192–194, 198, 208, 218, 604/223, 232, 240–241, 243, 263–264  
 See application file for complete search history.

**CLAIM**

(57) The ornamental design for a torque limiting needle cap, as shown and described.

**DESCRIPTION**

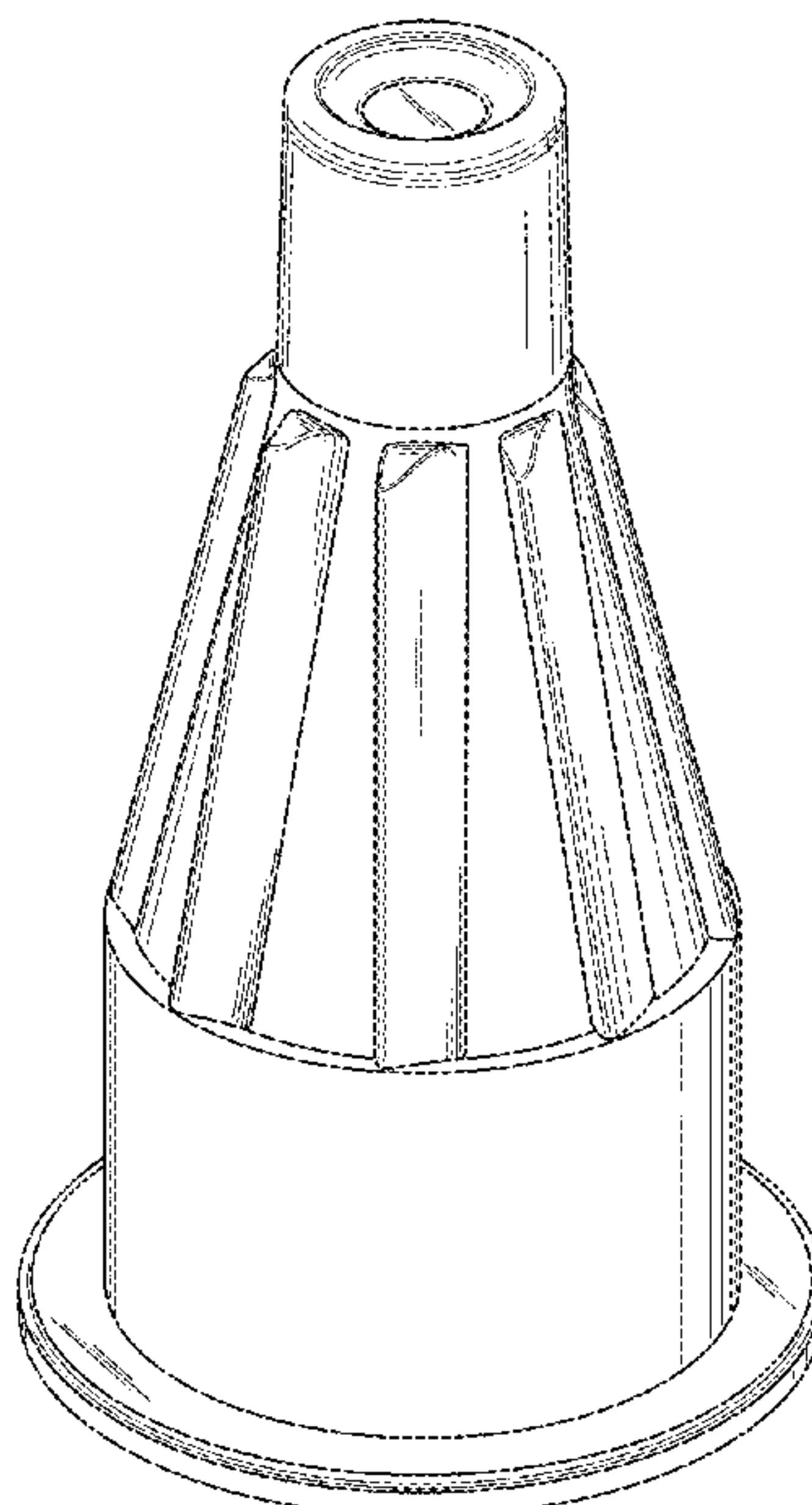
FIG. 1 is a top and side perspective view of a torque limiting needle cap showing our design;  
 FIG. 2 is a side elevational view thereof, the right and left side elevational views and the rear elevational view being identical;  
 FIG. 3 is a top plan view thereof; and,  
 FIG. 4 is a bottom plan view thereof.

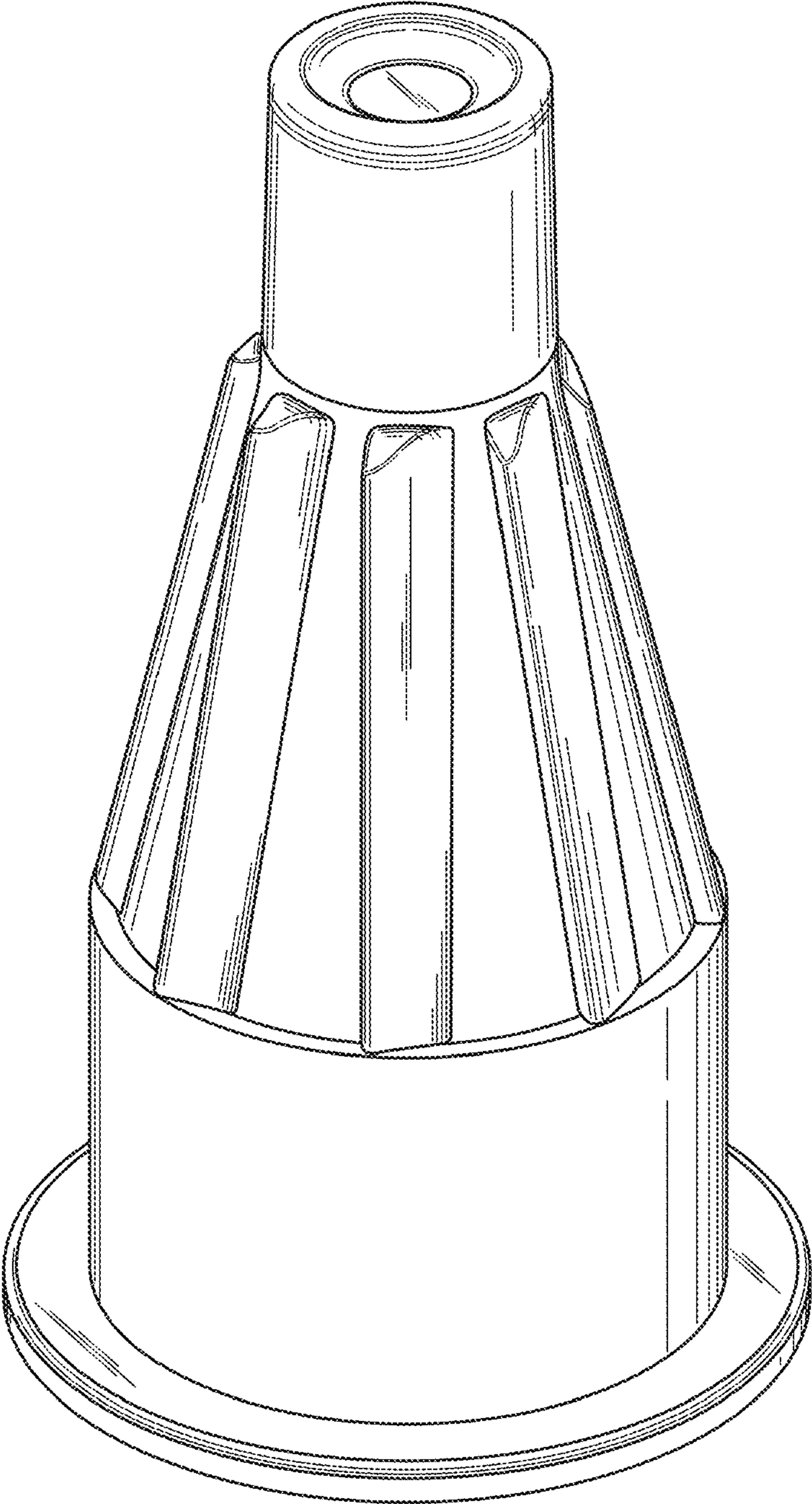
**1 Claim, 3 Drawing Sheets**

**References Cited**

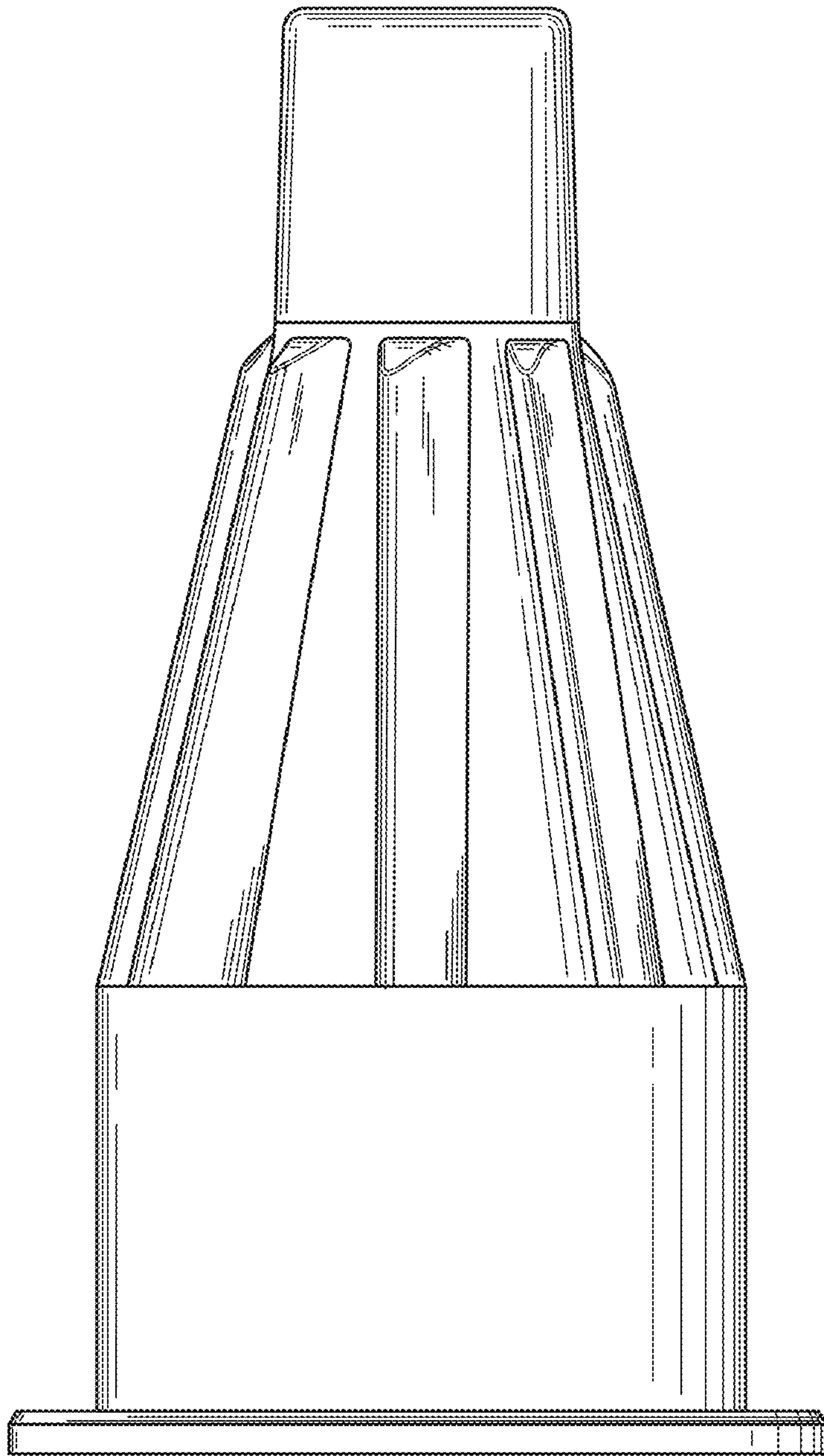
**U.S. PATENT DOCUMENTS**

5,092,853	A *	3/1992	Couvertier, II	604/195
5,591,143	A	1/1997	Trombley, III et al.	
5,685,863	A *	11/1997	Botich et al.	604/198
6,074,370	A *	6/2000	Pressly et al.	604/195
6,164,044	A *	12/2000	Porfano et al.	53/471
6,520,935	B1	2/2003	Jansen et al.	
6,524,278	B1 *	2/2003	Campbell et al.	604/192
6,551,286	B1	4/2003	Claessens	






*Fig. 1*

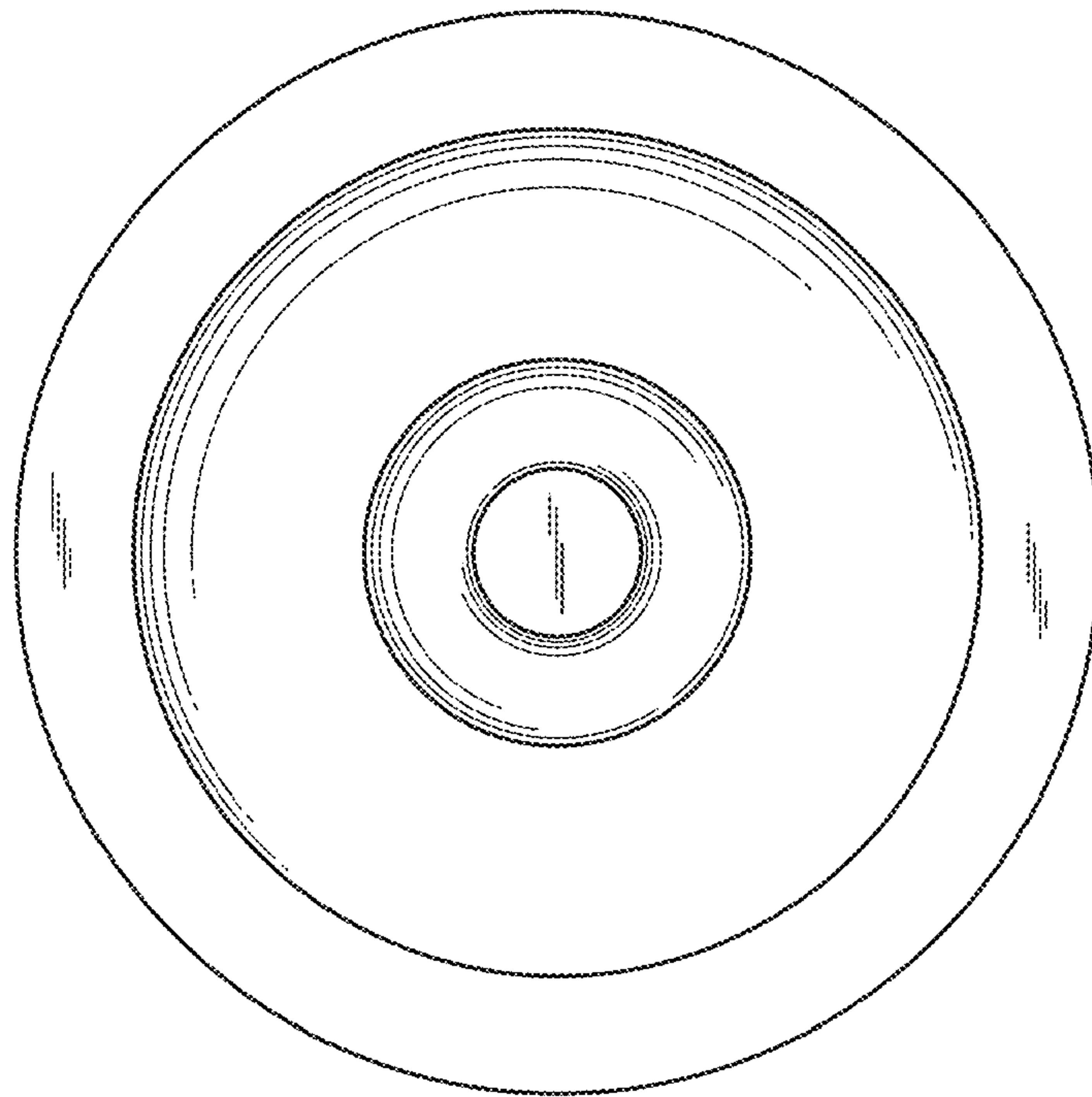


*Fig. 2*





*Fig. 3*



*Fig. 4*