

US00D667950S

(12) **United States Design Patent**
Hyun et al.

(10) **Patent No.:** **US D667,950 S**

(45) **Date of Patent:** **** Sep. 25, 2012**

(54) **ENTERAL SYRINGE**

(75) Inventors: **Dongchul D. Hyun**, Brea, CA (US);
Michael T. Fleury, Brea, CA (US)

(73) Assignee: **Acacia, Inc.**, Brea, CA (US)

(**) Term: **14 Years**

(21) Appl. No.: **29/382,787**

(22) Filed: **Jan. 7, 2011**

(51) **LOC (9) Cl.** **24-02**

(52) **U.S. Cl.** **D24/130**

(58) **Field of Classification Search** D24/112–114,
D24/130; 604/187, 192–195, 197, 199, 206
See application file for complete search history.

(56) **References Cited**

U.S. PATENT DOCUMENTS

5,000,736	A *	3/1991	Kaufhold et al.	604/110
5,304,154	A *	4/1994	Gloyer et al.	604/240
5,344,407	A *	9/1994	Ryan	604/192
5,393,301	A *	2/1995	Goldberg	604/110
5,645,535	A *	7/1997	Goldberg	604/195
5,782,815	A *	7/1998	Yanai et al.	604/218
5,985,962	A *	11/1999	Knors et al.	524/101
6,387,079	B1 *	5/2002	Huang et al.	604/195
D461,243	S *	8/2002	Niedospial, Jr.	D24/130
7,842,217	B2 *	11/2010	Enns et al.	264/259
D649,242	S *	11/2011	Kosinski et al.	D24/129
D650,903	S *	12/2011	Kosinski et al.	D24/130
D654,584	S *	2/2012	Costello et al.	D24/114
D657,462	S *	4/2012	Siroky	D24/130
8,167,847	B2 *	5/2012	Anderson et al.	604/187
2003/0023207	A1 *	1/2003	Donnan et al.	604/181
2004/0010234	A1 *	1/2004	Hung et al.	604/198
2007/0073225	A1 *	3/2007	Lee et al.	604/110
2009/0099529	A1 *	4/2009	Anderson et al.	604/192

2011/0046604	A1 *	2/2011	Felsovalyi et al.	604/506
2012/0071853	A1 *	3/2012	Ingram et al.	604/500
2012/0109073	A1 *	5/2012	Anderson et al.	604/192

OTHER PUBLICATIONS

WWW.MARIANMEDICALONLINE.COM; “SuperLock—Oral/Enteral Syringes”, 1 pg.
WWW.MARIANMEDICALONLINE.COM; “Medicine Enteral Syringe Pump”, 1 pg.
New Era Pump Systems, Inc.; Precise Programmable Syringe Pumps, 2 pgs.

* cited by examiner

Primary Examiner — Eric Goodman

(57) **CLAIM**

The ornamental design for a enteral syringe, as shown and described.

DESCRIPTION

FIG. 1 is a front perspective view of the enteral syringe of the present invention showing our new design with the dotted lines depicting solely environmental structure and forming no part of the claimed design;

FIG. 2 is a top plan view thereof;

FIG. 3 is a bottom plan view thereof;

FIG. 4 is a left side elevational view thereof;

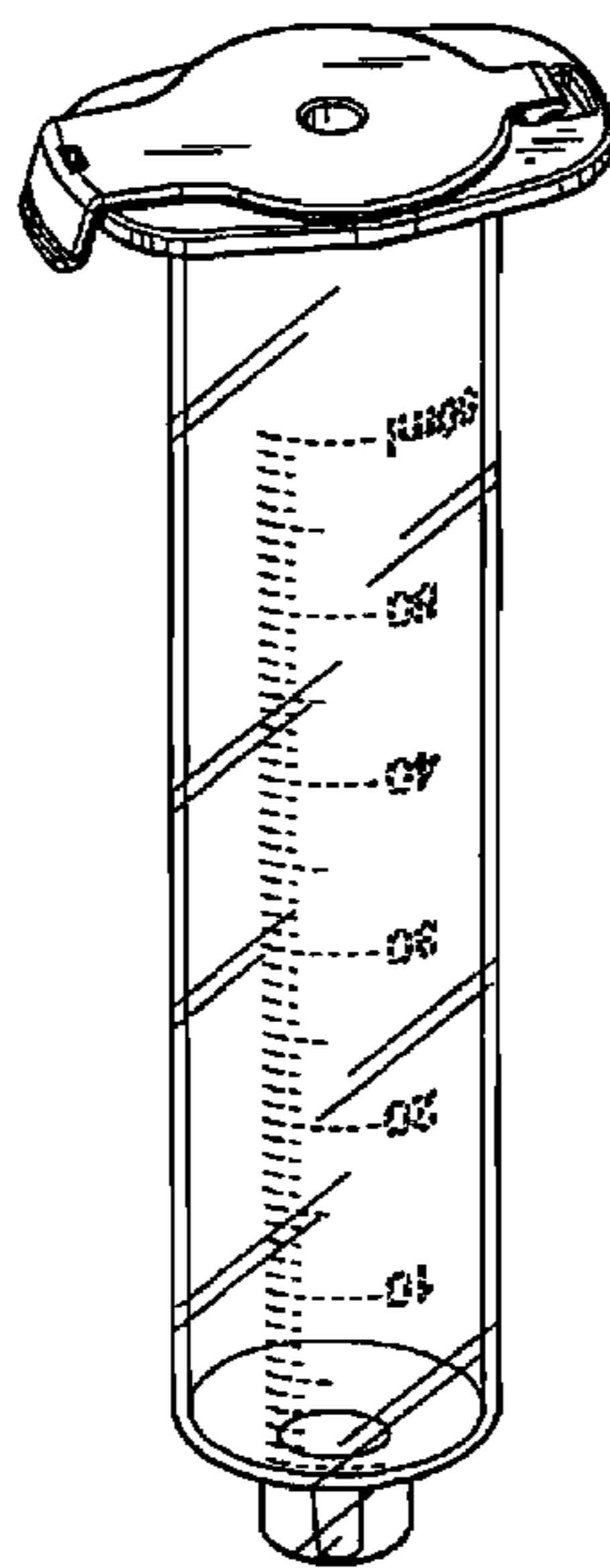
FIG. 5 is a front elevational view thereof;

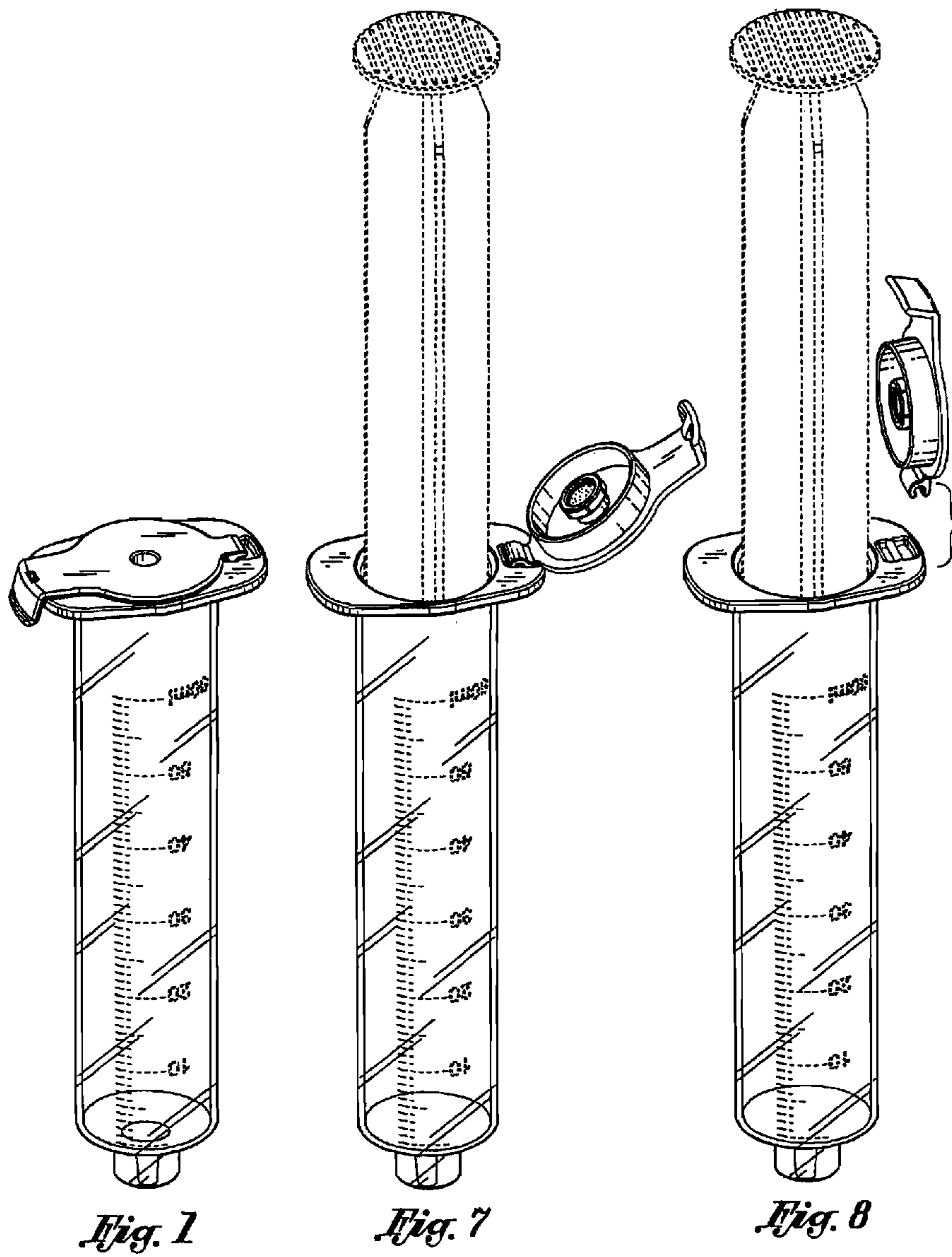
FIG. 6 is a right side elevational view thereof;

FIG. 7 is a perspective view depicting the enteral syringe with its top cap disposed in an open configuration with the dotted lines depicting solely environmental structure and forming no part of the claimed design; and,

FIG. 8 is a perspective view depicting the enteral syringe with its removable top cap separated from the enteral syringe body with the dotted lines depicting solely environmental structure and forming no part of the claimed design.

1 Claim, 2 Drawing Sheets





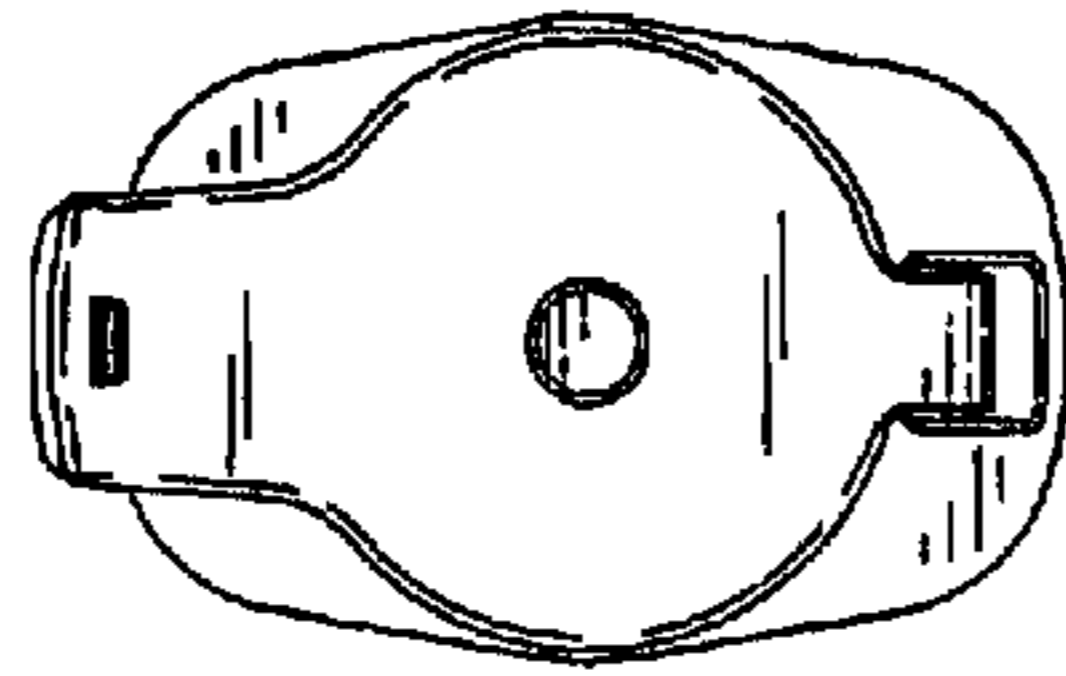


Fig. 2

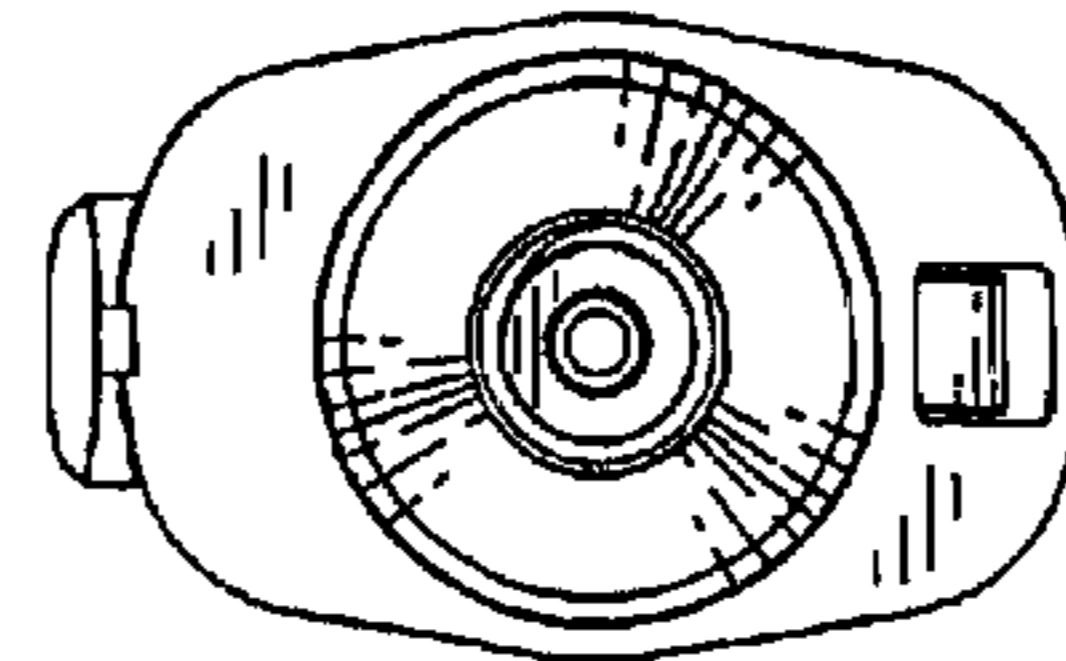


Fig. 3

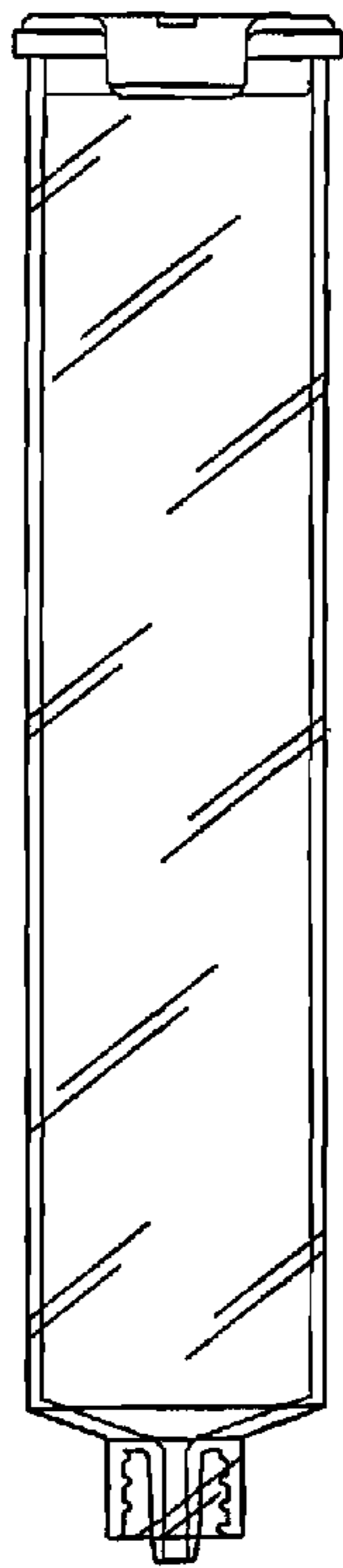


Fig. 4

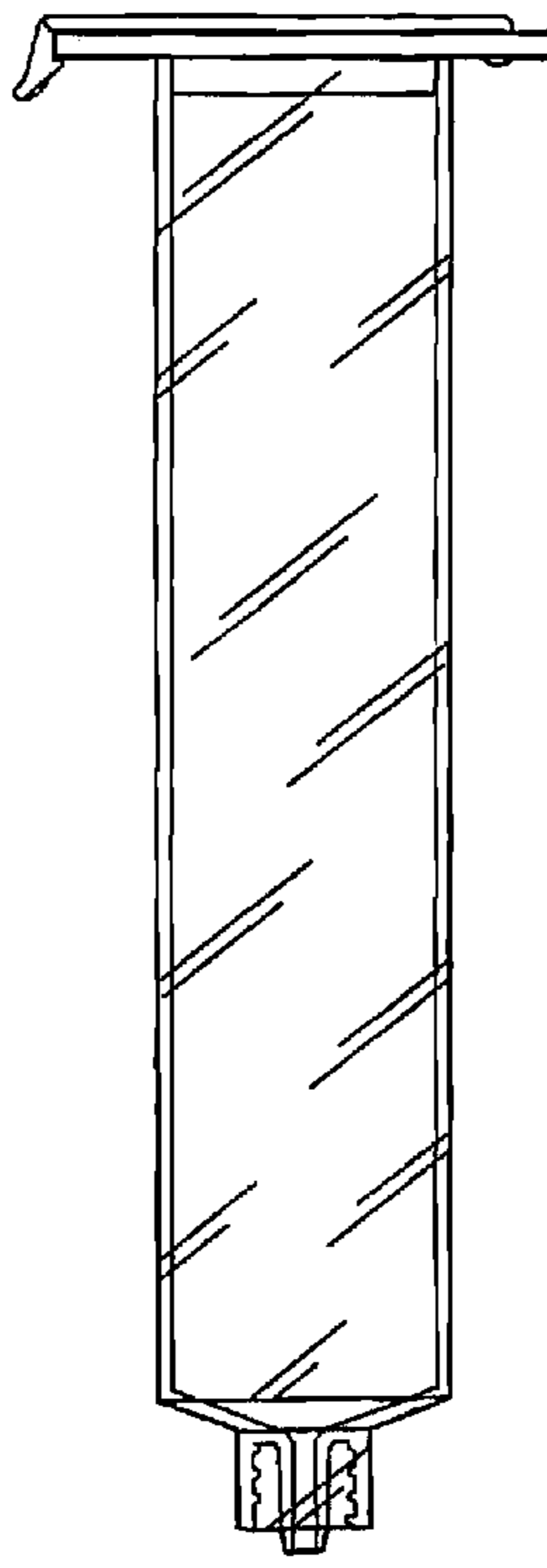


Fig. 5

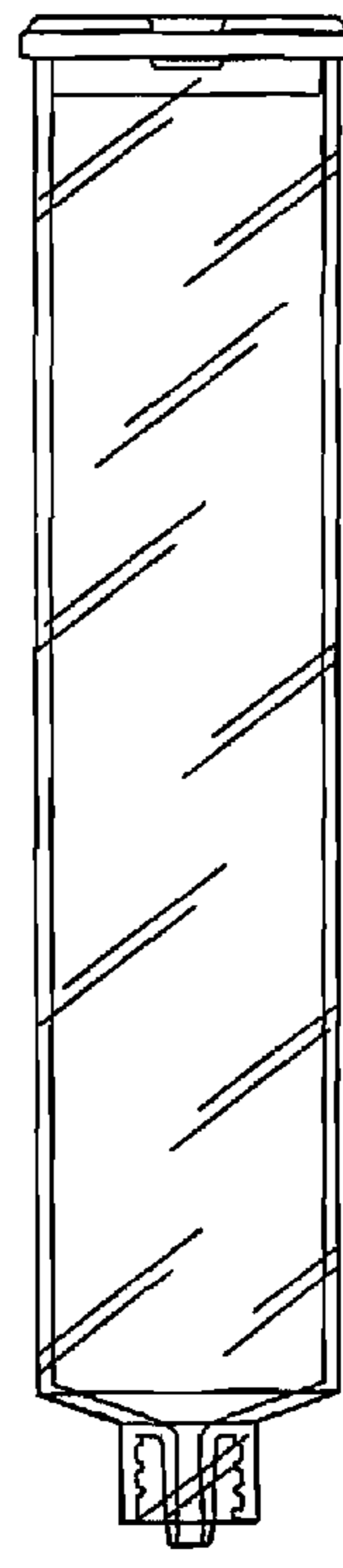


Fig. 6