



US00D667926S

(12) **United States Design Patent**  
**Farley**

(10) **Patent No.:** **US D667,926 S**

(45) **Date of Patent:** **\*\* Sep. 25, 2012**

(54) **BARREL SHOWER FILTER**

(76) Inventor: **David A Farley**, Corona, CA (US)

(\*\*) Term: **14 Years**

(21) Appl. No.: **29/408,007**

(22) Filed: **Dec. 6, 2011**

(51) **LOC (9) Cl.** ..... **23-01**

(52) **U.S. Cl.** ..... **D23/209**

(58) **Field of Classification Search** ..... D23/228,  
D23/207, 209; 210/446-449

See application file for complete search history.

(56) **References Cited**

**U.S. PATENT DOCUMENTS**

D255,045 S	5/1980	Kronsbein
D316,136 S	4/1991	Underwood
5,152,464 A	10/1992	Farley
D361,622 S	8/1995	Farley
D364,446 S	11/1995	Farley
5,478,467 A	12/1995	LeMire et al.
5,503,742 A	4/1996	Farley
D406,874 S	3/1999	Farley
D409,718 S	5/1999	Farley
5,914,043 A	6/1999	Farley
6,016,977 A	1/2000	Farley
6,056,875 A	5/2000	Farley
6,096,197 A	8/2000	Hughes
6,187,187 B1	2/2001	Farley
6,214,224 B1	4/2001	Farley
D444,536 S	7/2001	Farley
6,270,023 B1	8/2001	Farley
6,325,930 B2	12/2001	Farley
D462,108 S	8/2002	Farley
D463,844 S	10/2002	Farley
6,537,455 B2	3/2003	Farley
D483,438 S	12/2003	Farley

RE39,142 E	6/2006	Farley	
7,097,122 B1	8/2006	Farley	
7,490,372 B2	2/2009	Huang	
D599,432 S	9/2009	Buesseler et al.	
7,866,576 B1	1/2011	Farley	
D638,099 S *	5/2011	Farley	D23/209
D638,514 S *	5/2011	Farley	D23/209
D638,515 S	5/2011	Farley	
2001/0030154 A1	10/2001	Lehrer et al.	
2012/0031511 A1	2/2012	Farley	

**OTHER PUBLICATIONS**

Sprite Industries, Inc., Sprite Product Catalog (on-line), Web Page Address [www.spriteshowers.com](http://www.spriteshowers.com), Corona, California.

\* cited by examiner

*Primary Examiner* — Robin V Webster

(74) *Attorney, Agent, or Firm* — Stetina Brunda Garred & Brucker


(57) **CLAIM**

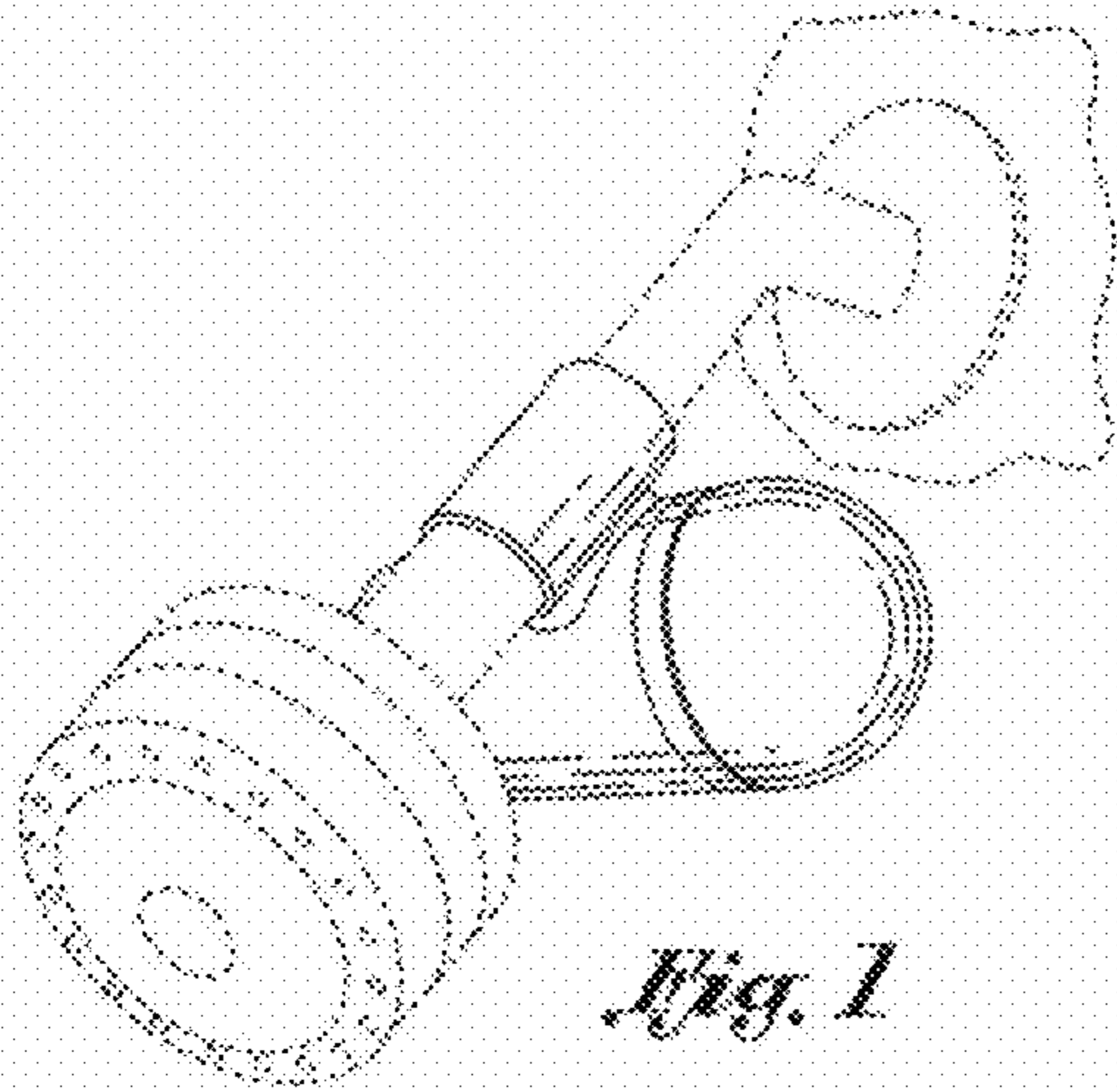
The ornamental design for a barrel shower filter, as shown and described.

**DESCRIPTION**

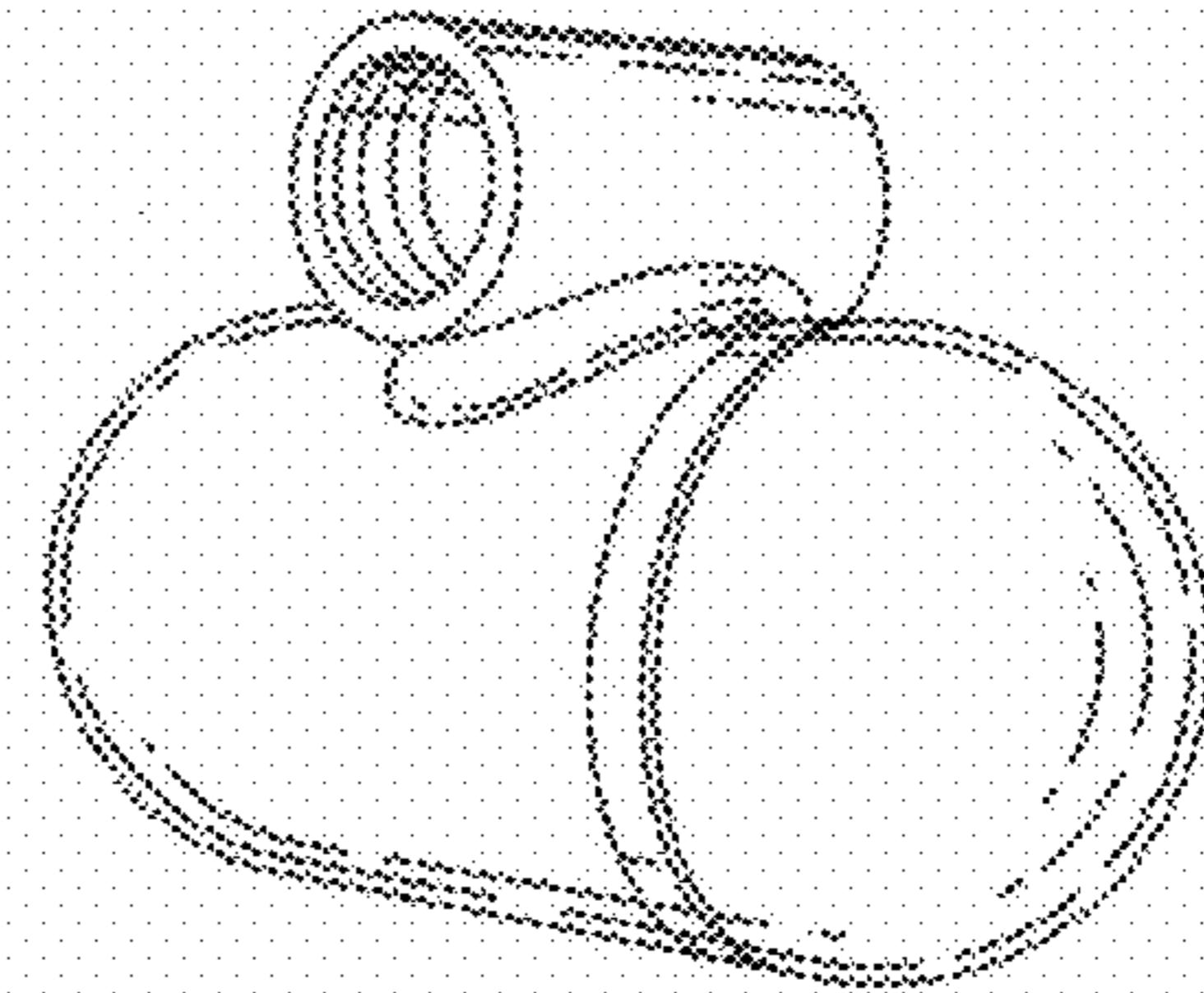
FIG. 1 is a front perspective view of the invention, connected to a shower arm and shower head;  
FIG. 2 is a perspective view of the invention;  
FIG. 3 is a top view of the invention;  
FIG. 4 is a side view of the invention;  
FIG. 5 is a front view of the invention; and,  
FIG. 6 is a bottom view of the invention.  
The broken line showing of the shower arm and shower head in FIG. 1 is included for the purpose of illustrating and forms no part of the claimed design.

**1 Claim, 1 Drawing Sheet**

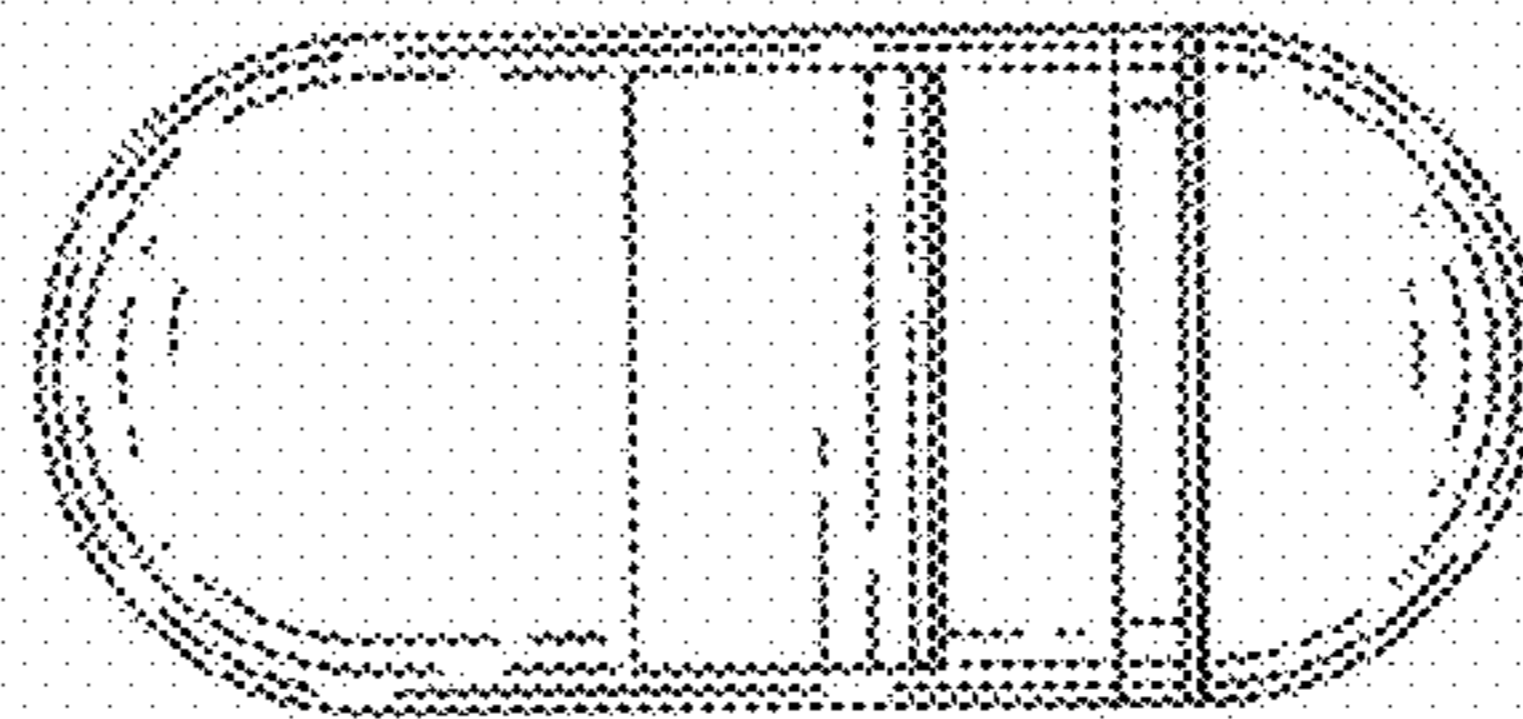




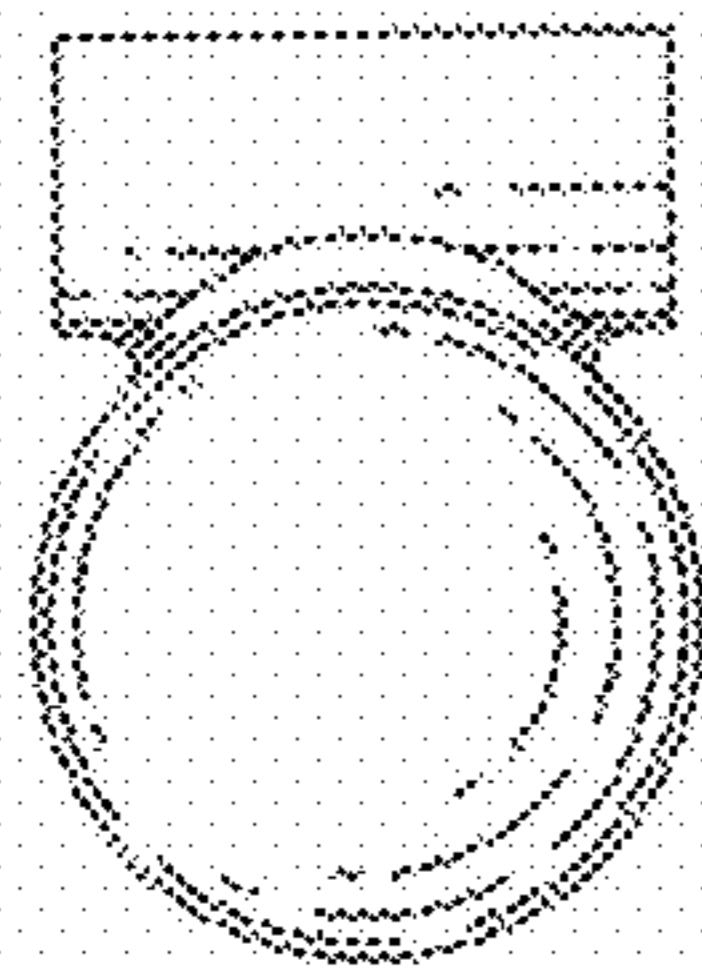
*Fig. 1*



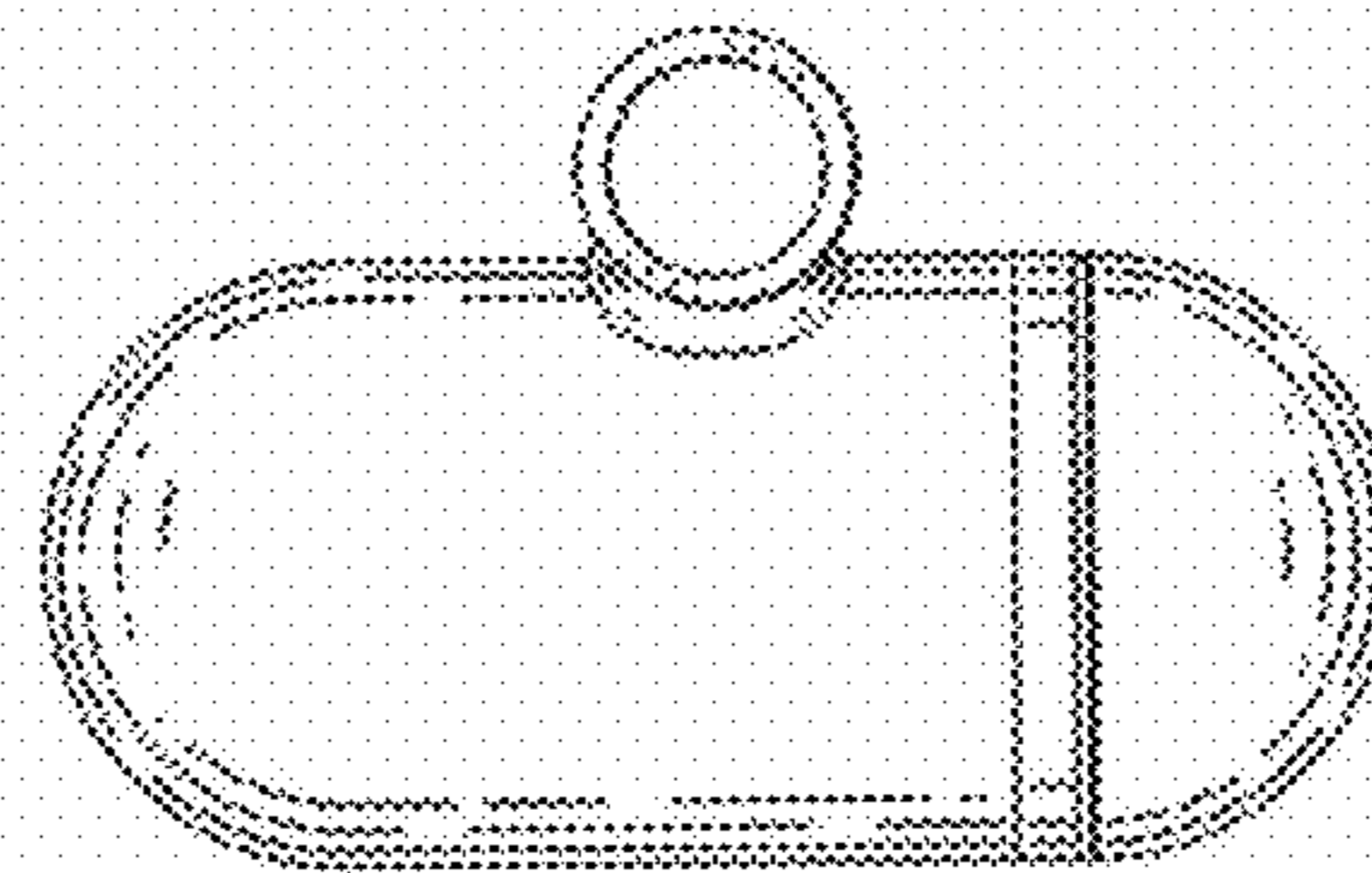
*Fig. 2*




*Fig. 3*



*Fig. 4*



*Fig. 5*



*Fig. 6*