

US00D667902S

(12) **United States Design Patent**  
**Elledge**

(10) **Patent No.:** **US D667,902 S**

(45) **Date of Patent:** **\*\* \*Sep. 25, 2012**

(54) **UNBALANCED BARBELL WEIGHT**

(76) Inventor: **Miles Justin Elledge**, Montrose, CA  
(US)

(\* ) Notice: This patent is subject to a terminal disclaimer.

(\*\*) Term: **14 Years**

(21) Appl. No.: **29/314,722**

(22) Filed: **Apr. 21, 2009**

(51) **LOC (9) Cl.** ..... **21-02**

(52) **U.S. Cl.** ..... **D21/681**

(58) **Field of Classification Search** ..... D21/662,  
D21/678, 681, 682, 684, 686, 694, 725, 729,  
D21/791, 680; D8/300, 303; D7/393, 395;  
482/141, 50, 82, 91, 92, 93, 95, 96, 106,  
482/108, 109, 148, 44, 910; 473/125, 127  
See application file for complete search history.

(56) **References Cited**

U.S. PATENT DOCUMENTS

3,134,590	A	5/1964	Young	
3,482,835	A	12/1969	Dean	
3,796,431	A	3/1974	Sinyard	
4,361,324	A	11/1982	Baroi	
4,775,147	A	10/1988	Bold, Jr.	
4,838,542	A	6/1989	Wilkinson	
4,900,017	A	2/1990	Bold, Jr.	
5,222,930	A	6/1993	Bold, Jr.	
5,871,423	A	2/1999	Pruchnik	
D448,055	S *	9/2001	Lien et al.	D21/681
D451,158	S *	11/2001	Lincir	D21/680
D454,167	S *	3/2002	Lincir	D21/680

D474,517	S *	5/2003	Harms	D21/681
D483,083	S *	12/2003	Allshouse et al.	D21/680
6,702,723	B2 *	3/2004	Landfair	482/93
6,837,833	B2	1/2005	Elledge	
6,979,285	B2	12/2005	Lovison	
D516,639	S *	3/2006	Hamilton	D21/681
D562,415	S *	2/2008	Xu et al.	D21/680
D566,207	S *	4/2008	Cao	D21/681
D566,208	S *	4/2008	Alessandri et al.	D21/681
D566,209	S *	4/2008	Alessandri et al.	D21/681
D606,133	S *	12/2009	Lien	D21/681
2003/0083179	A1 *	5/2003	Landfair	482/93
2007/0243978	A1	10/2007	Allen, Jr.	
2008/0070762	A1	3/2008	White	

\* cited by examiner

*Primary Examiner* — Philip S Hyder

*Assistant Examiner* — Susan E Krakower

(74) *Attorney, Agent, or Firm* — Gene Scott; Patent Law & Venture Group

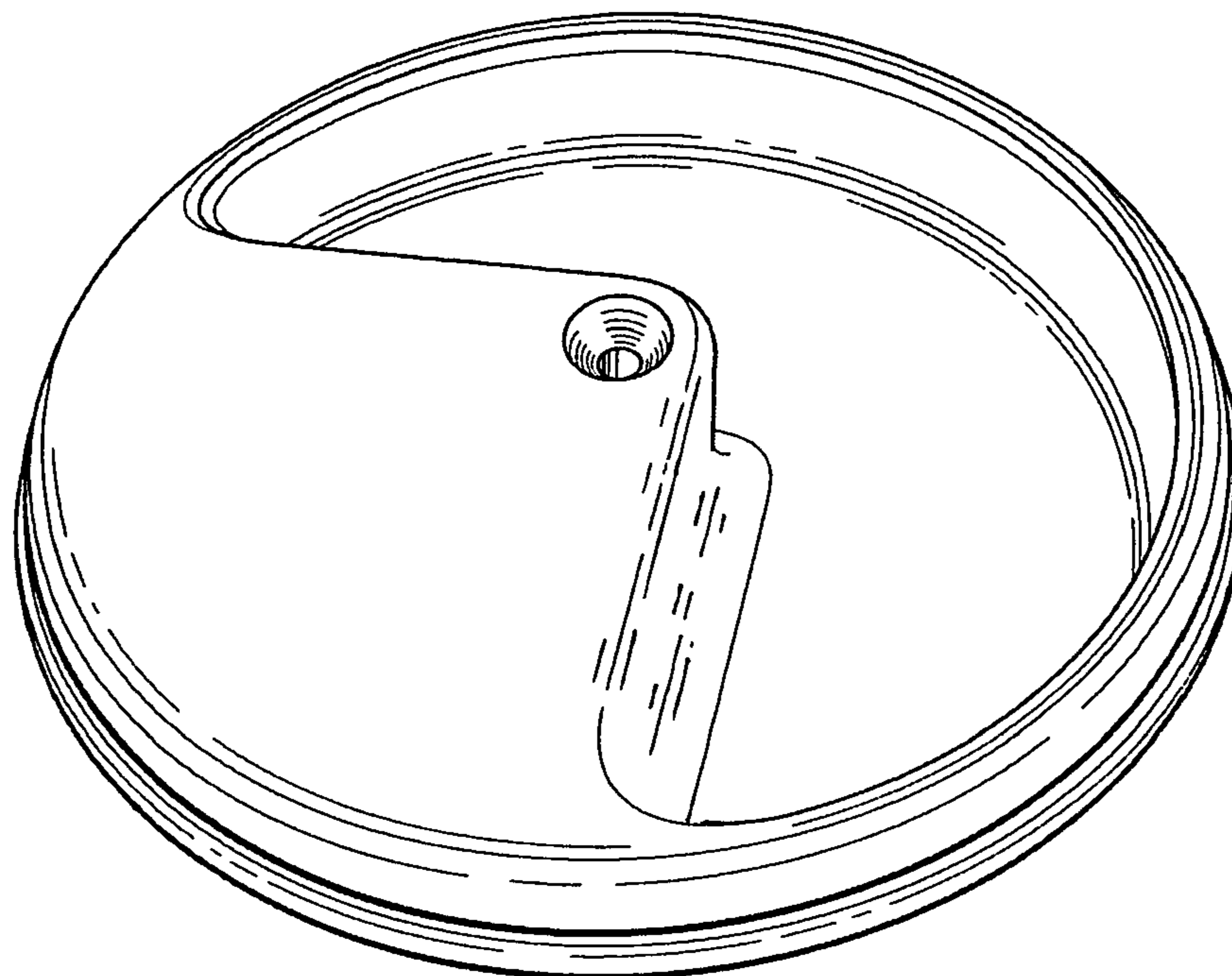
(57) **CLAIM**

The ornamental design for an unbalanced barbell weight, as shown and described.

**DESCRIPTION**

FIG. 1 is a perspective view of the disclosed invention, an unbalanced barbell weight, showing my new design; FIG. 2 is a top plan view thereof; FIG. 3 is a bottom plan view thereof; and, FIG. 4 is an edge view thereof as seen from all view point relative to the edge of the invention. The broken lines illustrate portions of the unbalanced barbell weight which form no part of the claimed design.

**1 Claim, 2 Drawing Sheets**



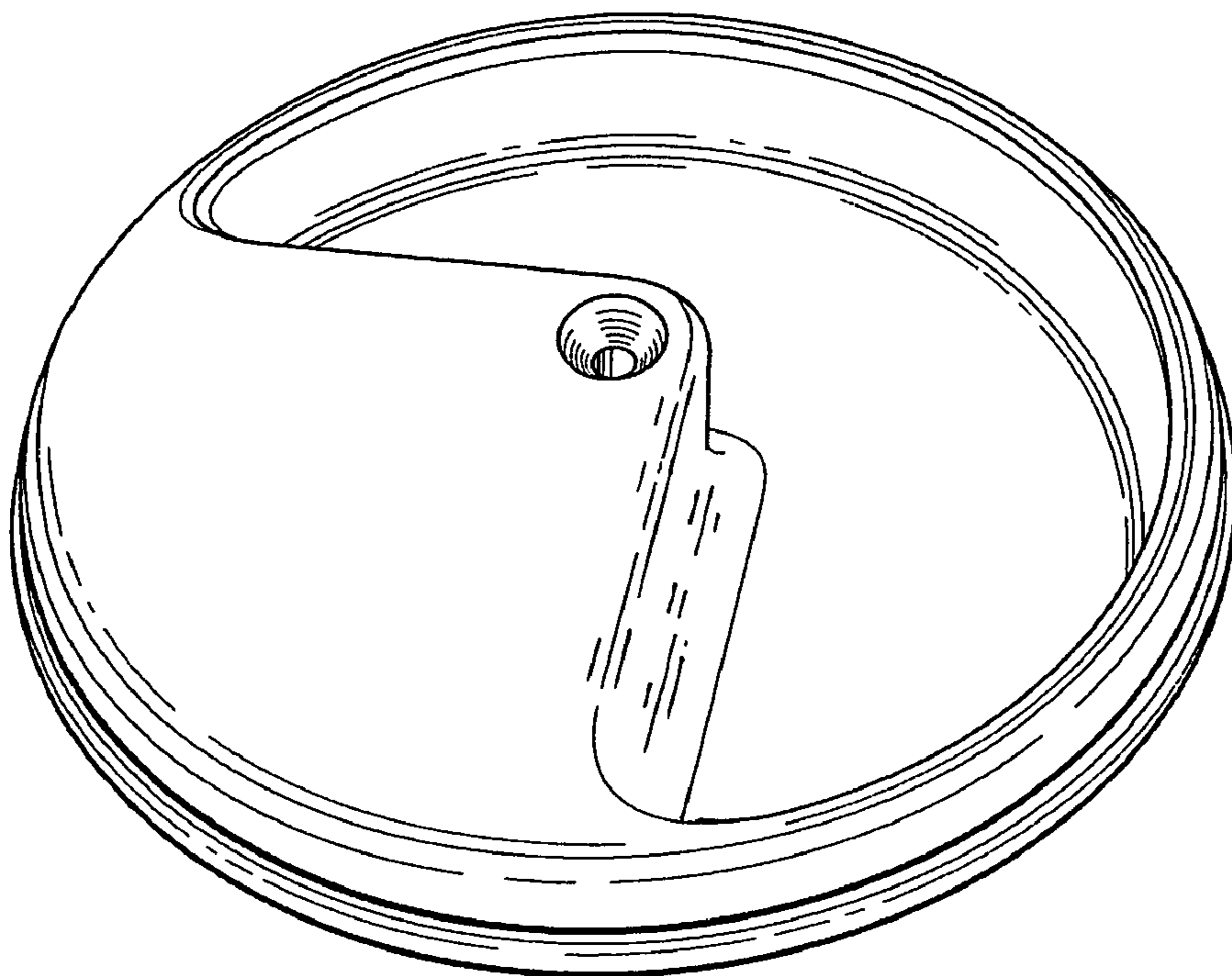


FIG. 1

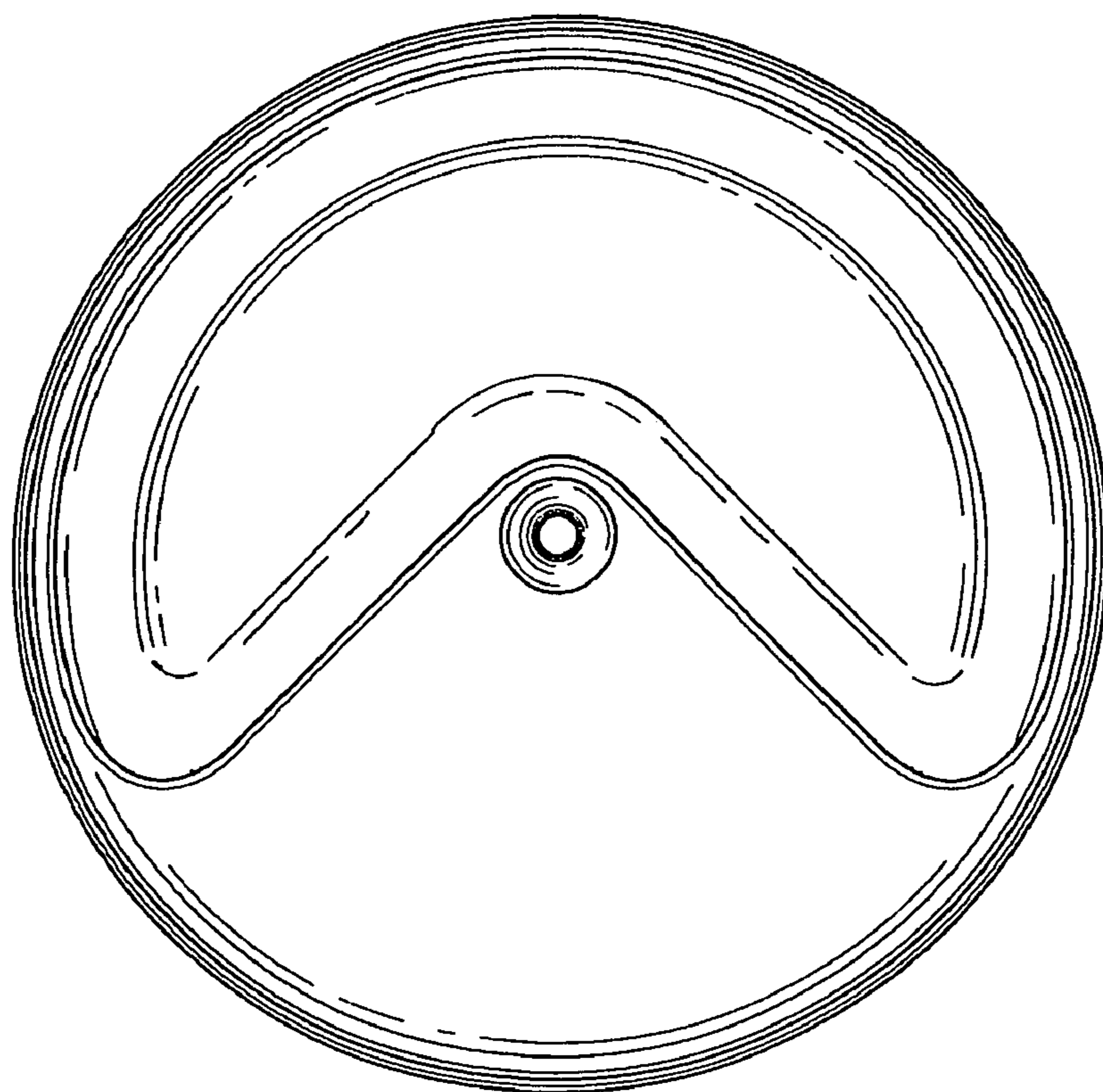
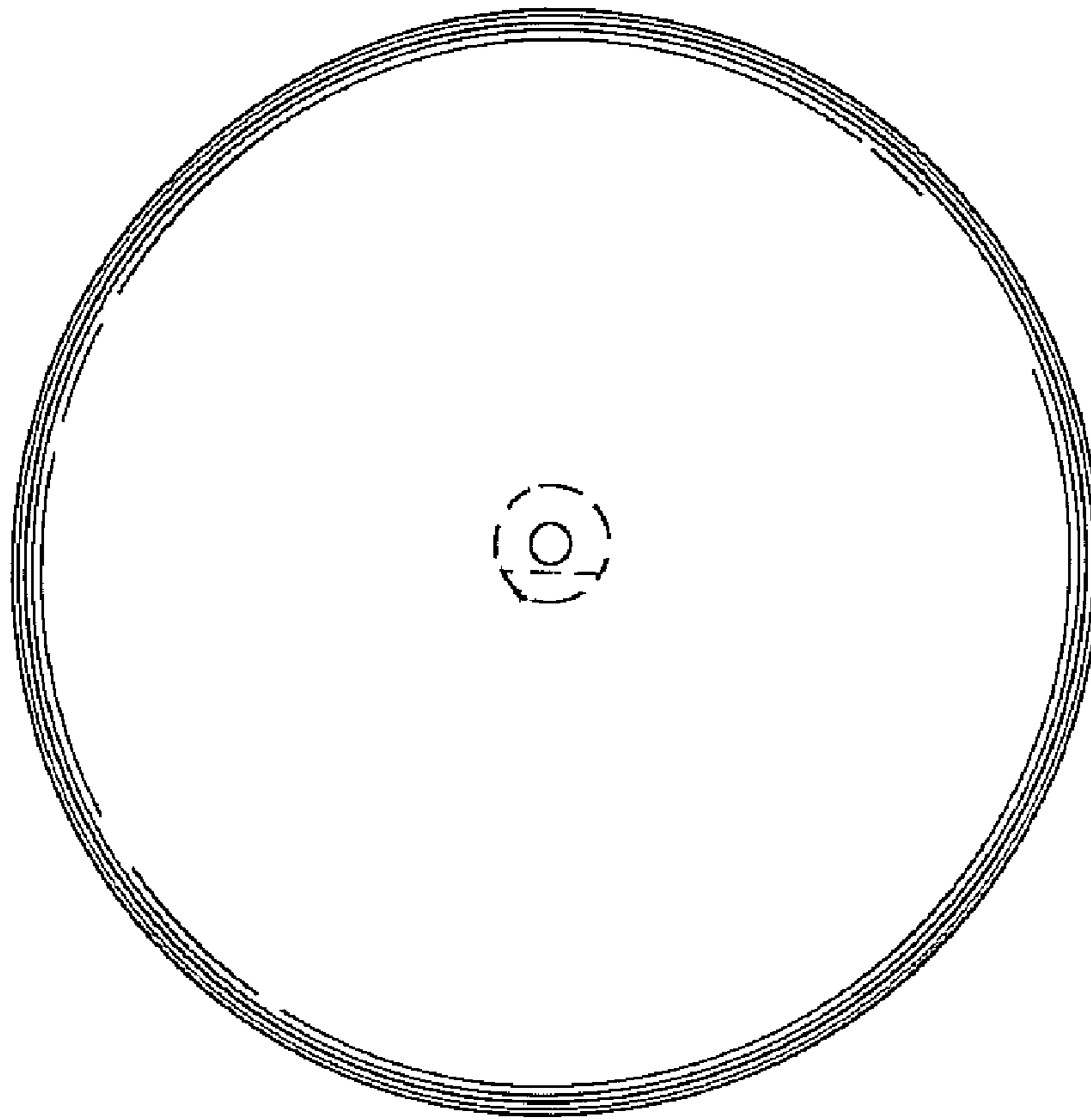



FIG. 2



**FIG. 3**



**FIG. 4**