



US00D667892S

(12) **United States Design Patent**
Burgess et al.

(10) **Patent No.:** **US D667,892 S**

(45) **Date of Patent:** **** Sep. 25, 2012**

(54) **GAME CONTROLLER**

(75) Inventors: **Simon Burgess**, Loughborough (GB);
Duncan Ironmonger, Atlanta, GA (US)

(73) Assignee: **Ironburg Inventions Ltd.** (GB)

(**) Term: **14 Years**

(21) Appl. No.: **29/394,525**

(22) Filed: **Jun. 17, 2011**

(51) **LOC (9) Cl.** **21-01**

(52) **U.S. Cl.** **D21/333**

(58) **Field of Classification Search** D21/324-333;
D14/401, 402, 217, 432, 454, 218; 273/148 B;
463/1, 29-35, 42-47; 345/156-161; 206/386;
220/DIG. 2, DIG. 3, DIG. 4, 605, 606, 628-638
See application file for complete search history.

(56) **References Cited**

U.S. PATENT DOCUMENTS

5,137,165 A * 8/1992 Friman 217/36
5,152,108 A * 10/1992 Madl, Jr. 52/126.1

5,412,996 A * 5/1995 Roberts 73/830
5,759,100 A * 6/1998 Nakanishi 463/37
6,572,108 B1 * 6/2003 Bristow 273/148 B
6,682,426 B2 * 1/2004 Goto et al. 463/37
D605,233 S * 12/2009 Ashida et al. D21/333
D624,049 S * 9/2010 Liu D14/217
D640,697 S * 6/2011 Lovoi et al. D14/401

* cited by examiner

Primary Examiner — Prabhakar Deshmukh

(74) *Attorney, Agent, or Firm* — Parks IP Law LLC; Stephen Terrell

(57) **CLAIM**

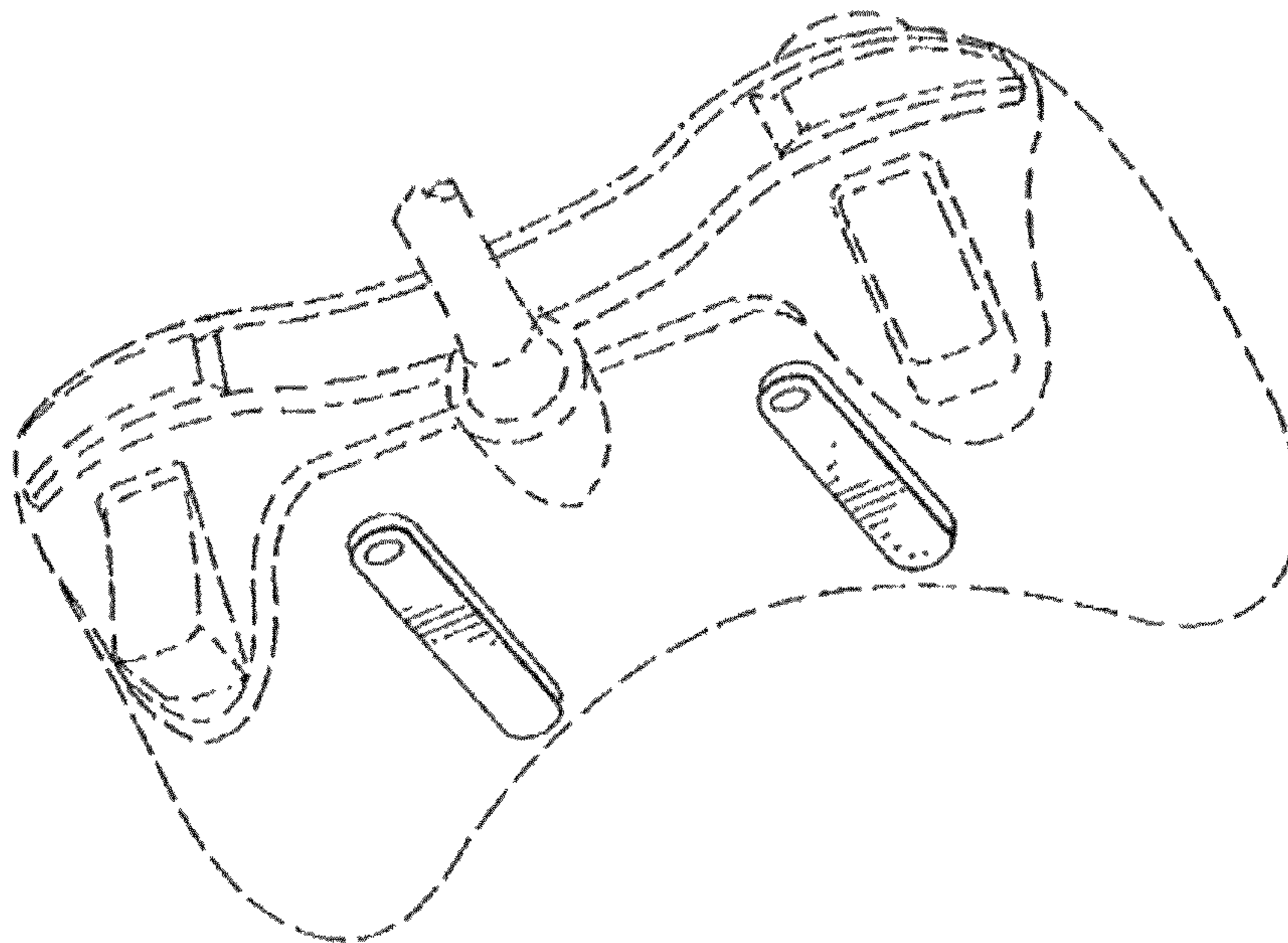
The ornamental design for a game controller, as shown and described.

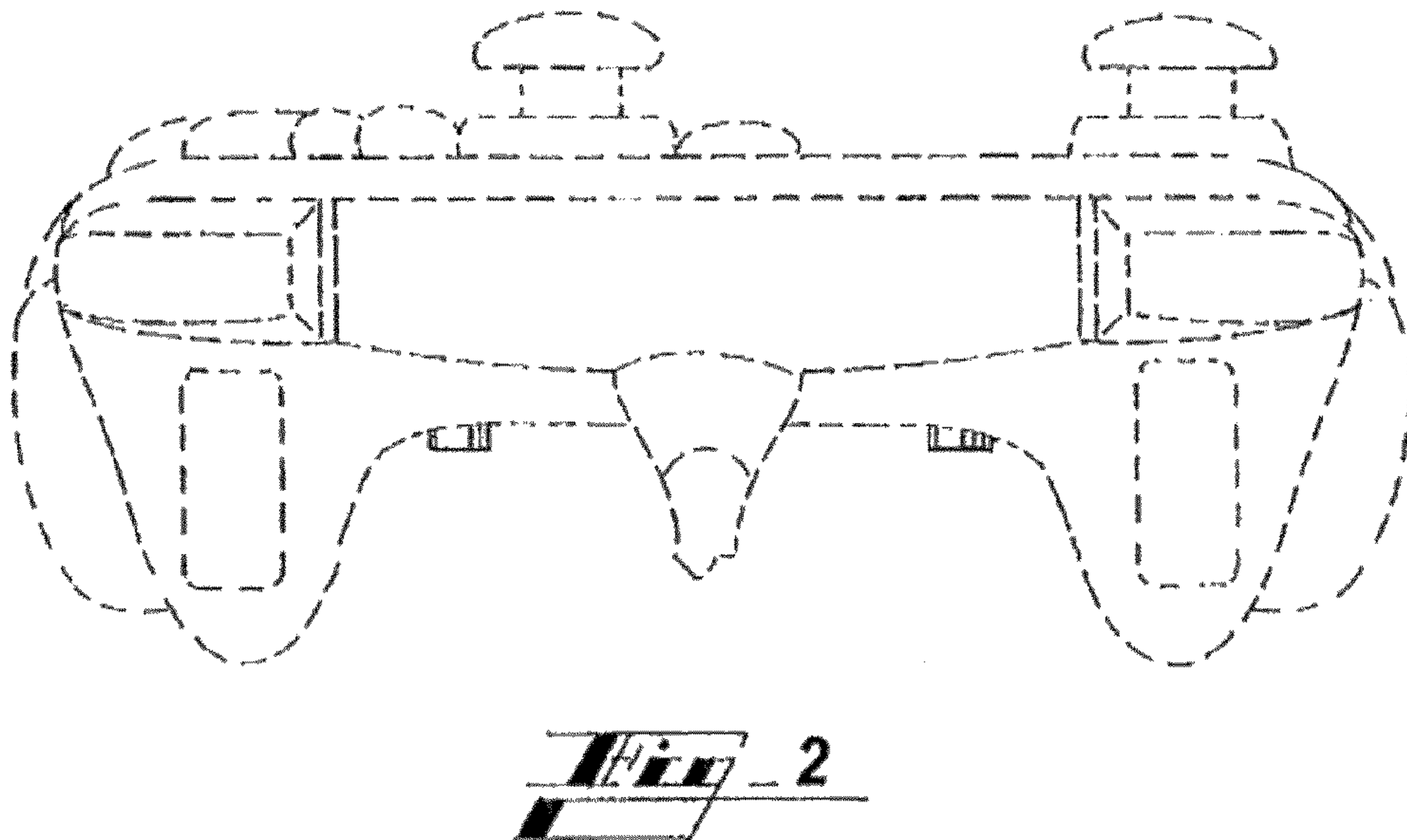
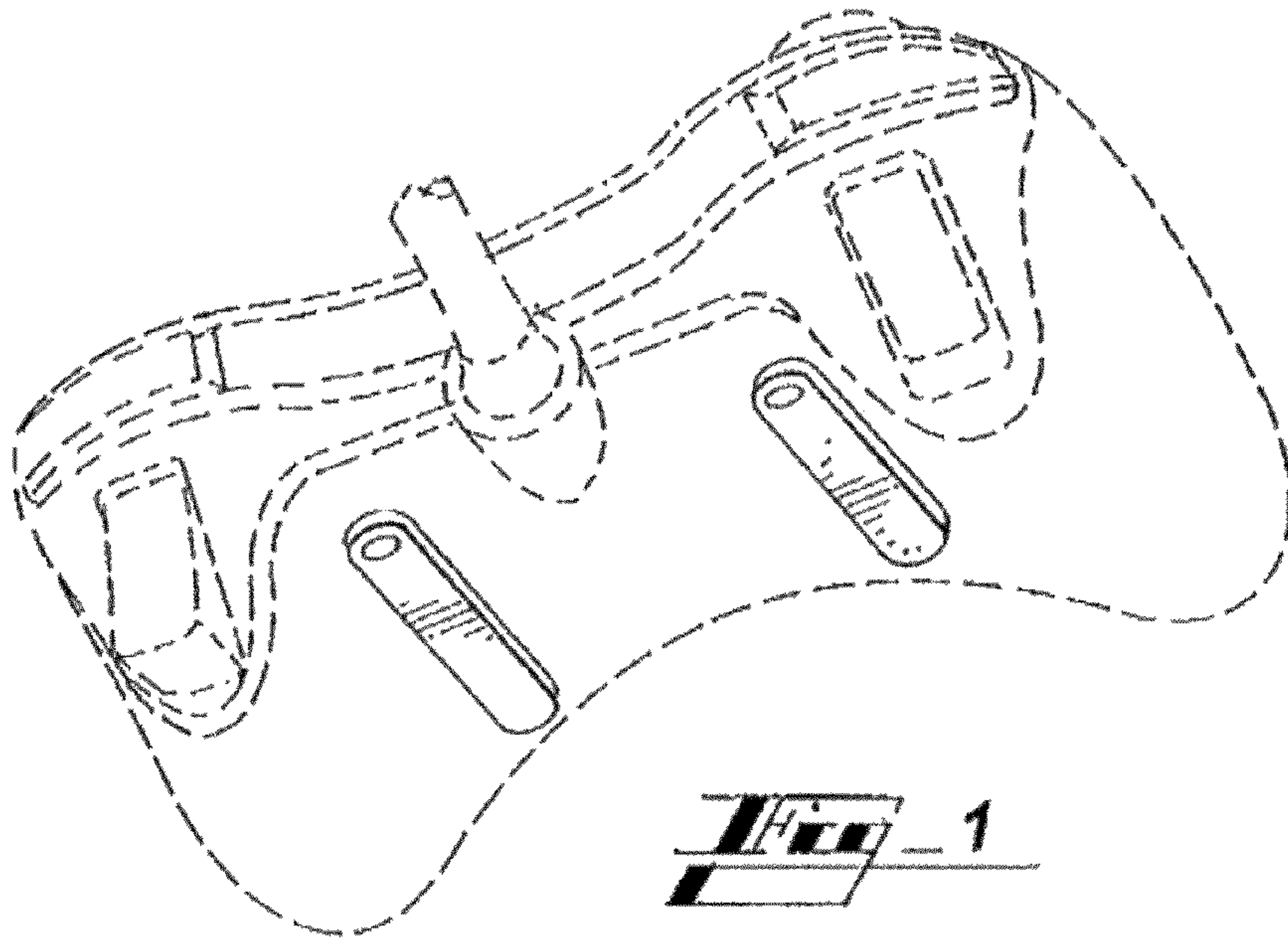
DESCRIPTION

FIG. 1 is a perspective view from the bottom of a game controller incorporating the new design; FIG. 2 is a front view thereof; and, FIG. 3 is a bottom view thereof.

The broken lines showing the game controller are for illustrative purpose and form no part of the claimed design.

1 Claim, 2 Drawing Sheets





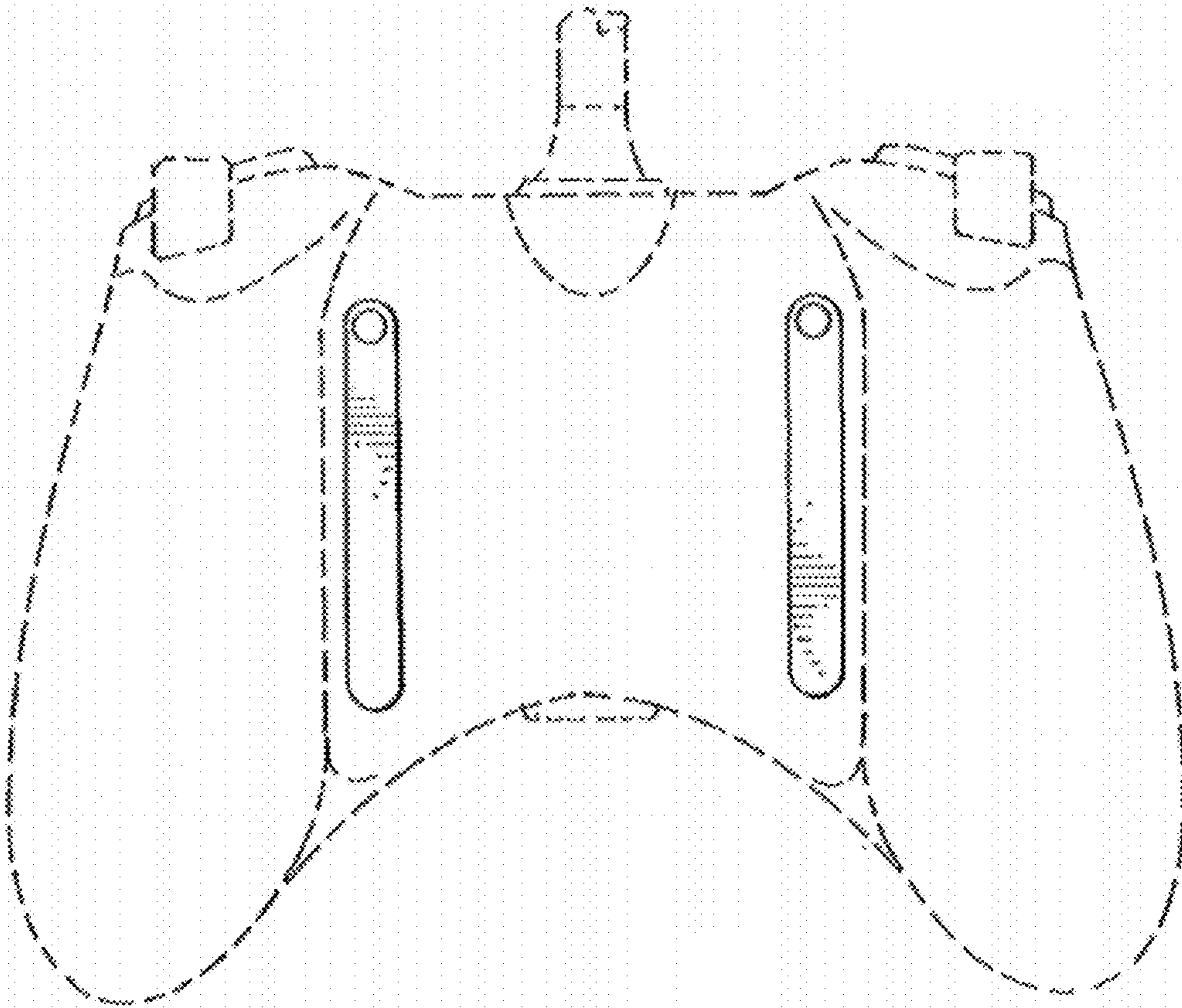


Fig. 3