



US00D667882S

(12) **United States Design Patent**
Uchiyama et al.

(10) **Patent No.:** **US D667,882 S**

(45) **Date of Patent:** **** Sep. 25, 2012**

(54) **BALLPOINT PEN**

(75) Inventors: **Ayana Uchiyama**, Tokyo (JP); **Masanao Shiina**, Tokyo (JP)

(73) Assignee: **Zebra Co., Ltd.**, Tokyo (JP)

(**) Term: **14 Years**

(21) Appl. No.: **29/391,454**

(22) Filed: **May 9, 2011**

(30) **Foreign Application Priority Data**

Nov. 9, 2010 (JP) 2010-026906

(51) **LOC (9) Cl.** **19-06**

(52) **U.S. Cl.** **D19/50**

(58) **Field of Classification Search** D19/35,
D19/36, 41-51, 54-58; D14/411; 24/11 F,
24/11 P, 11 R; 401/52, 99, 104-109, 192,
401/195, 196

See application file for complete search history.

(56) **References Cited**

U.S. PATENT DOCUMENTS

D476,364 S *	6/2003	Bain	D19/51
D478,125 S *	8/2003	Chen	D19/50
D502,507 S *	3/2005	Wang	D19/50
D525,302 S *	7/2006	Togawa	D19/51
D534,586 S *	1/2007	Togawa	D19/50
D534,955 S *	1/2007	Huxiong	D19/50
D562,891 S *	2/2008	Qiu et al.	D19/47
D562,895 S *	2/2008	Shibata	D19/50
D565,102 S *	3/2008	Anand	D19/50
D587,752 S *	3/2009	Shimizu	D19/50

D603,452 S *	11/2009	Rolion et al.	D19/50
D603,453 S *	11/2009	Rolion et al.	D19/50
D609,748 S *	2/2010	Achzet et al.	D19/55
D619,169 S *	7/2010	Kent et al.	D19/48
D630,247 S *	1/2011	Shimizu	D19/50
D631,913 S *	2/2011	Li	D19/48
D641,408 S *	7/2011	Zhang	D19/50
D641,788 S *	7/2011	Rolion et al.	D19/50
D646,715 S *	10/2011	Kim	D19/50
D647,137 S *	10/2011	Uchiyama	D19/47
D648,387 S *	11/2011	Liang	D19/50
D648,790 S *	11/2011	Nakazawa	D19/50
D648,791 S *	11/2011	Li	D19/50
D651,244 S *	12/2011	Yuan	D19/50
D651,245 S *	12/2011	Yuan	D19/50
D656,193 S *	3/2012	Yuan	D19/50
2008/0175648 A1 *	7/2008	Hayes et al.	401/108

* cited by examiner

Primary Examiner — Elizabeth Albert

(74) *Attorney, Agent, or Firm* — Banner & Witcoff, Ltd.

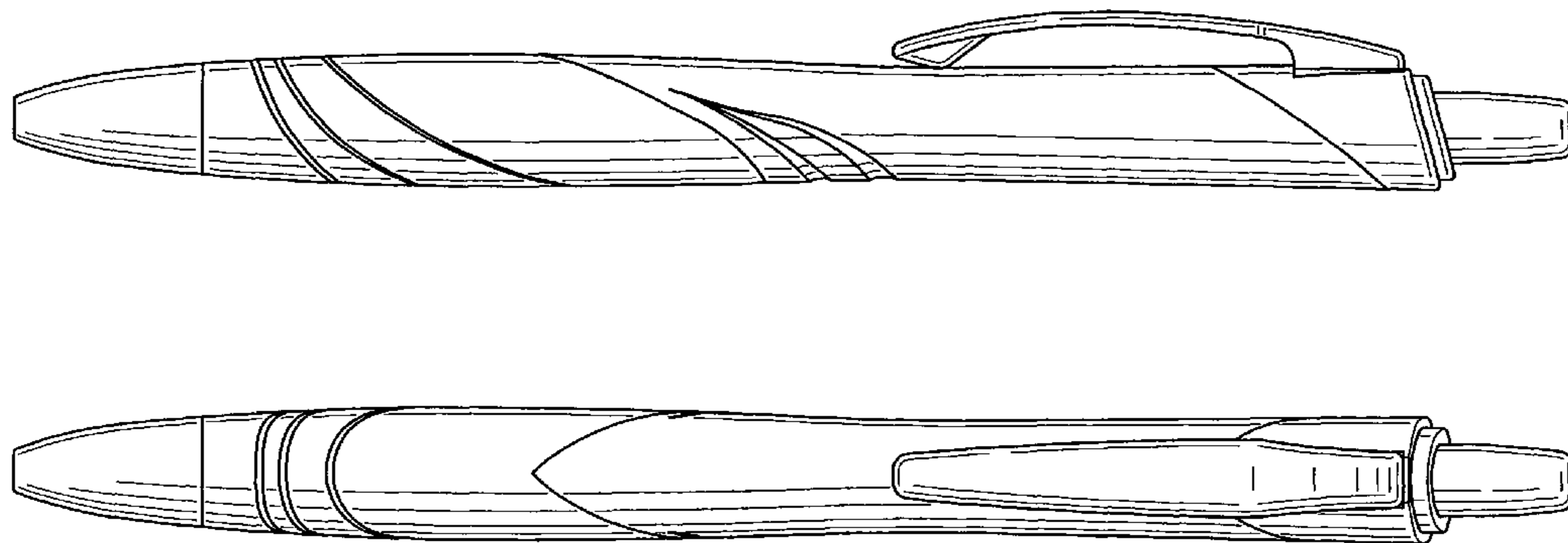
(57) **CLAIM**

The ornamental design for a ballpoint pen, as shown and described.

DESCRIPTION

FIG. 1 is a perspective view of the front, left and top view of a ballpoint pen showing our new design;
FIG. 2 is a front view thereof; the rear side view being mirror image thereof;
FIG. 3 is a top plan view thereof;
FIG. 4 is a bottom view thereof;
FIG. 5 is a left side view thereof; and,
FIG. 6 is a right side view thereof.

1 Claim, 3 Drawing Sheets



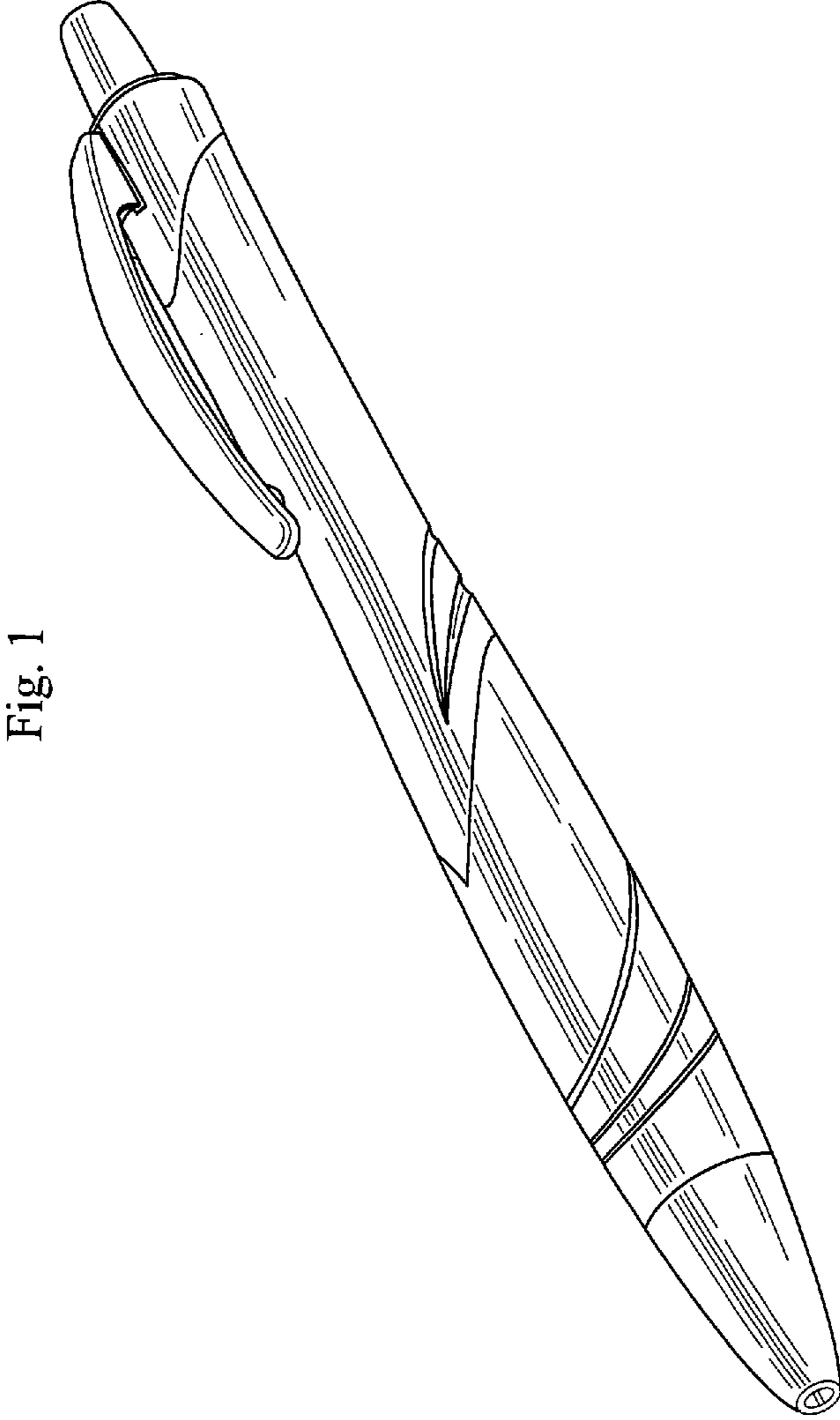


Fig. 1

Fig. 2

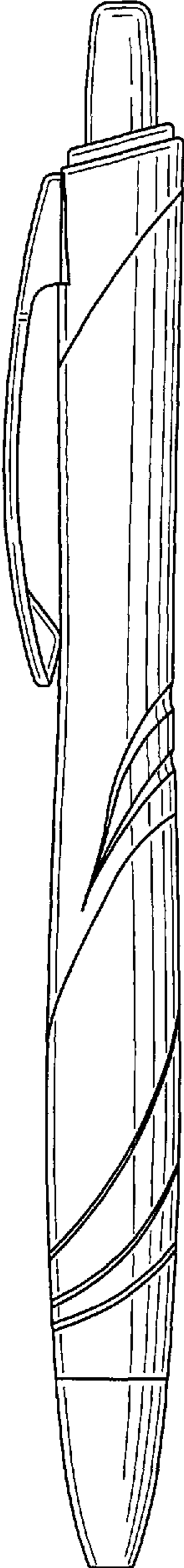


Fig. 3

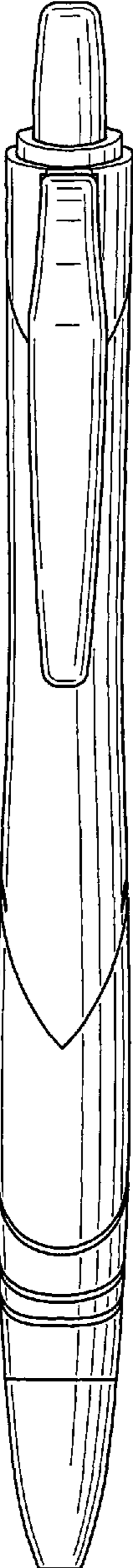


Fig. 4

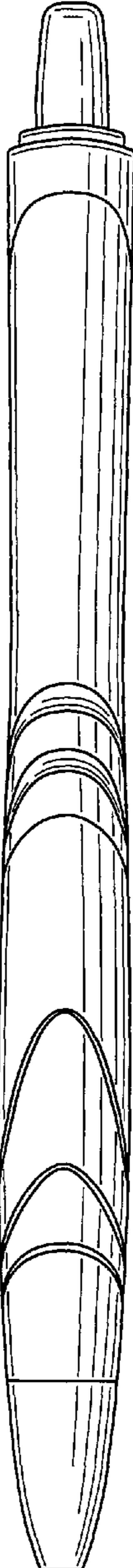


Fig. 6

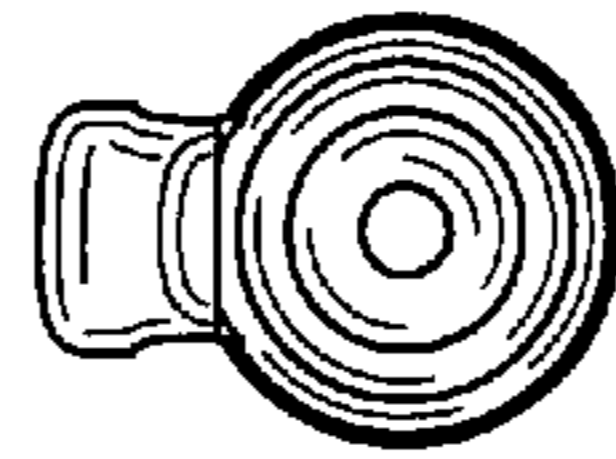


Fig. 5

