

US00D667877S

(12) **United States Design Patent**
Renner et al.

(10) **Patent No.:** **US D667,877 S**
(45) **Date of Patent:** **** Sep. 25, 2012**

(54) **PENCIL**

(75) Inventors: **Reinhard Renner**, Esslingen (DE);
Ulrich Schweig, Esslingen (DE)

(73) Assignee: **J.S. Staedtler GmbH & Co. KG**,
Nürnberg (DE)

(**) Term: **14 Years**

(21) Appl. No.: **29/387,928**

(22) Filed: **Mar. 21, 2011**

Related U.S. Application Data

(63) Continuation-in-part of application No. 29/314,906,
filed on May 7, 2009, now Pat. No. Des. 637,230.

(30) **Foreign Application Priority Data**

Nov. 10, 2008 (EM) 001 036 123

(51) **LOC (9) Cl.** **19-06**

(52) **U.S. Cl.** **D19/45**

(58) **Field of Classification Search** D19/35,
D19/36, 41-51, 54-58; 24/11 R, 11 F, 11 P;
401/52, 99, 100-109, 192, 195, 196; D14/411
See application file for complete search history.

(56) **References Cited**

U.S. PATENT DOCUMENTS

| | | | | |
|-----------|-----|---------|-----------|---------|
| 60,315 | A * | 12/1866 | Worcester | 401/52 |
| 141,287 | A | 7/1873 | Orndorff | |
| 144,337 | A | 11/1873 | Illfelder | |
| D18,492 | S * | 7/1888 | Kraus | D19/47 |
| 447,873 | A * | 3/1891 | Hanimann | 15/427 |
| 561,635 | A * | 6/1896 | Walsh | 177/233 |
| D37,855 | S * | 2/1906 | Faber | D19/47 |
| D37,869 | S * | 3/1906 | Faber | D19/47 |
| D37,870 | S * | 3/1906 | Faber | D19/47 |
| 986,987 | A * | 3/1911 | Ito | 30/459 |
| 1,182,246 | A * | 5/1916 | Bridges | 15/444 |
| 1,920,361 | A * | 8/1933 | Daneke | 401/96 |
| D129,159 | S * | 8/1941 | Dreyfuss | D19/49 |

| | | | | |
|-----------|------|---------|------------------|----------|
| 2,443,571 | A * | 6/1948 | Wherry | 401/88 |
| 2,893,109 | A * | 7/1959 | Young | 29/90.01 |
| D185,824 | S * | 8/1959 | Armstrong et al. | D19/55 |
| 2,954,628 | A * | 10/1960 | Baldwin et al. | 40/538 |
| 3,251,343 | A * | 5/1966 | Wesenberg | 211/69.5 |
| 3,262,425 | A * | 7/1966 | Waugh | 15/431 |
| D231,409 | S * | 4/1974 | Jenkins | D19/54 |
| 4,149,811 | A * | 4/1979 | Coffman | 401/6 |
| 4,167,347 | A | 9/1979 | Hoyle | |
| D286,650 | S | 11/1986 | Fischer | |
| 4,964,192 | A * | 10/1990 | Marui | 16/421 |
| 5,893,671 | A * | 4/1999 | Bellue | 401/6 |
| 6,019,533 | A | 2/2000 | Smith | |
| 6,217,245 | B1 * | 4/2001 | El-Fakir et al. | 401/195 |
| D447,176 | S | 8/2001 | Pichler | |
| 6,296,409 | B1 | 10/2001 | Cherry et al. | |
| D465,239 | S * | 11/2002 | El-Fakir et al. | D19/51 |
| 6,648,536 | B1 * | 11/2003 | Bellue | 401/6 |
| D507,018 | S * | 7/2005 | Martzolff | D19/50 |
| D508,529 | S * | 8/2005 | Martzolff | D19/51 |
| D508,949 | S * | 8/2005 | Martzolff | D19/49 |
| D615,591 | S * | 5/2010 | Li | D19/55 |
| D637,230 | S * | 5/2011 | Renner et al. | D19/45 |
| D640,740 | S * | 6/2011 | Renner et al. | D19/45 |
| D641,043 | S * | 7/2011 | Renner et al. | D19/45 |

(Continued)

Primary Examiner — Elizabeth Albert

(74) *Attorney, Agent, or Firm* — Lucas & Mercanti, LLP;
Klaus P. Stoffel

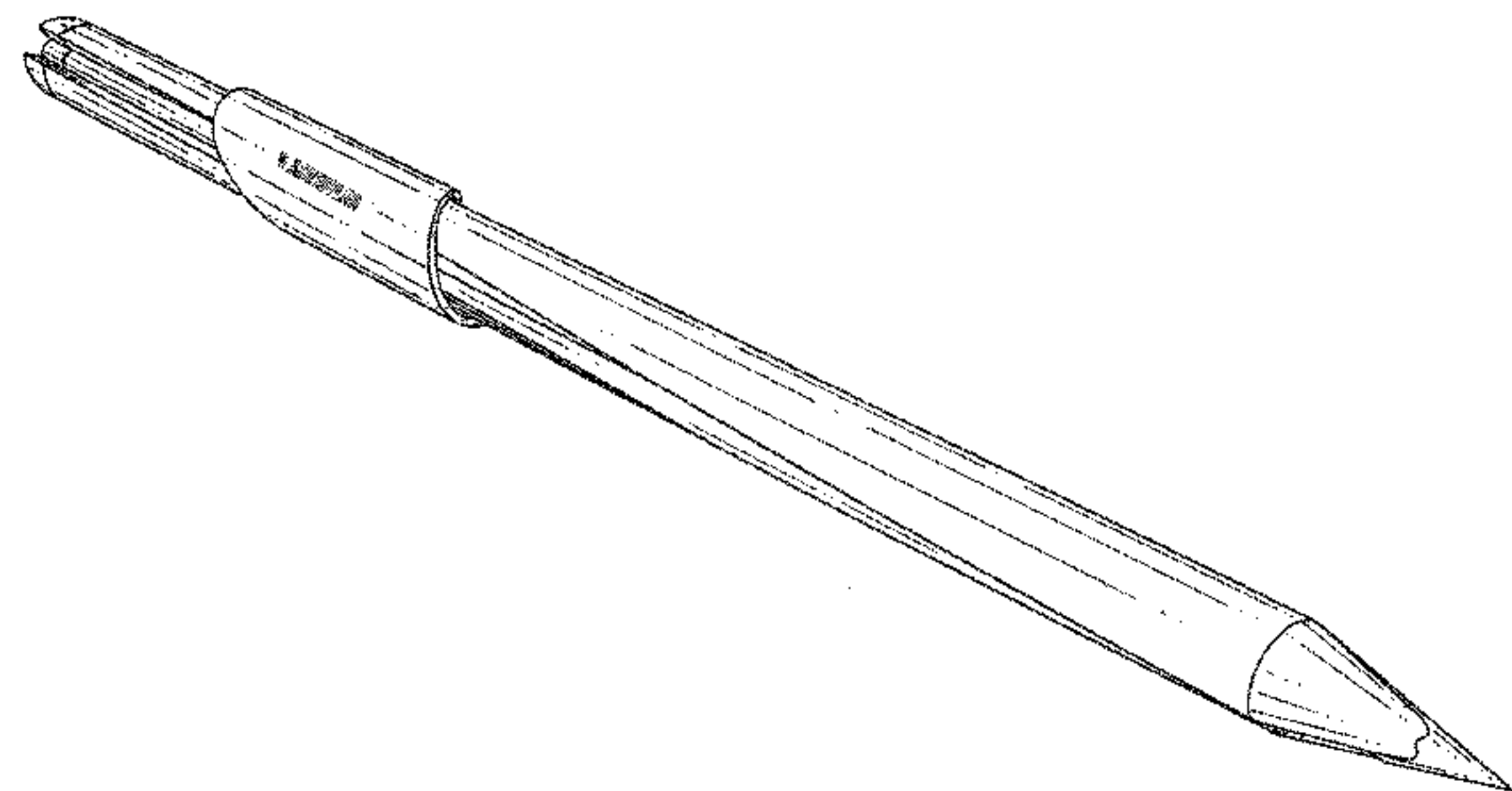
(57) **CLAIM**

The ornamental design for a pencil, as shown and described.

DESCRIPTION

FIG. 1 is a perspective view of a pencil showing my new design;
FIG. 2 is side view thereof;
FIG. 3 is another side view thereof;
FIG. 4 is another side view thereof;
FIG. 5 is another side view thereof;
FIG. 6 is a front view thereof; and,
FIG. 7 is a rear view thereof.

1 Claim, 5 Drawing Sheets



US D667,877 S

Page 2

U.S. PATENT DOCUMENTS

| | | | | | | | |
|--------------|---------|--------------------|--------|---------------------|--------|----------------|--------|
| D645,900 S * | 9/2011 | Renner et al. | D19/45 | D651,648 S * | 1/2012 | Luetgens | D19/55 |
| D646,323 S * | 10/2011 | Renner et al. | D19/45 | 2005/0079003 A1 | 4/2005 | Buck et al. | |
| | | | | * cited by examiner | | | |

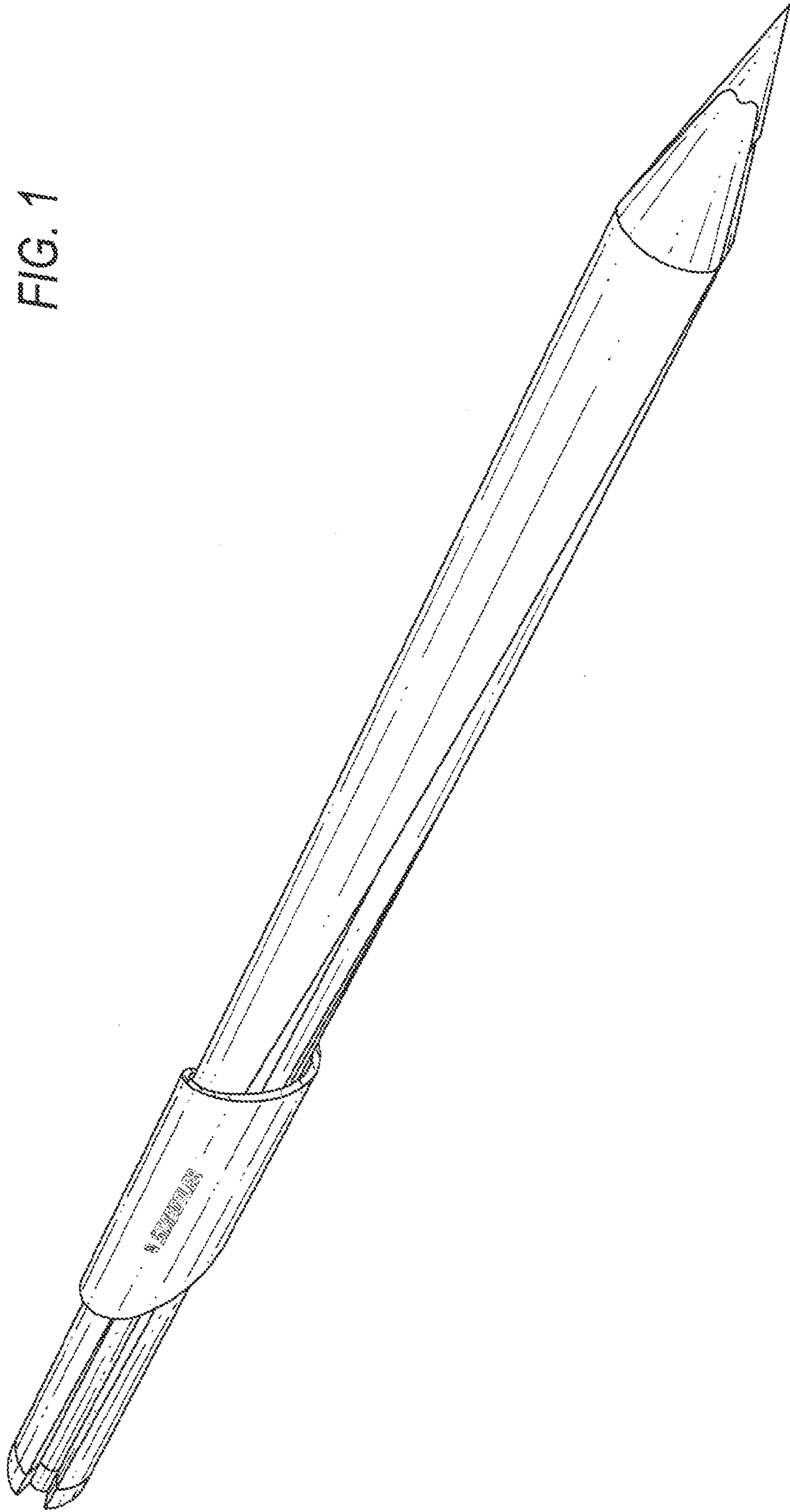


FIG. 1

FIG. 2





FIG. 3

FIG. 4


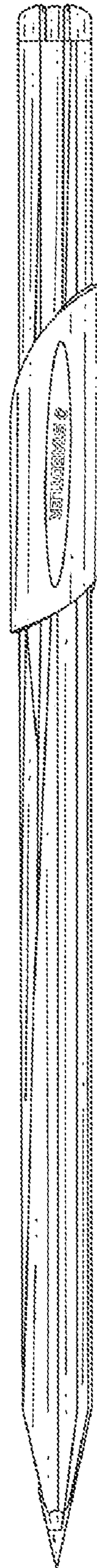


FIG. 5






FIG. 6

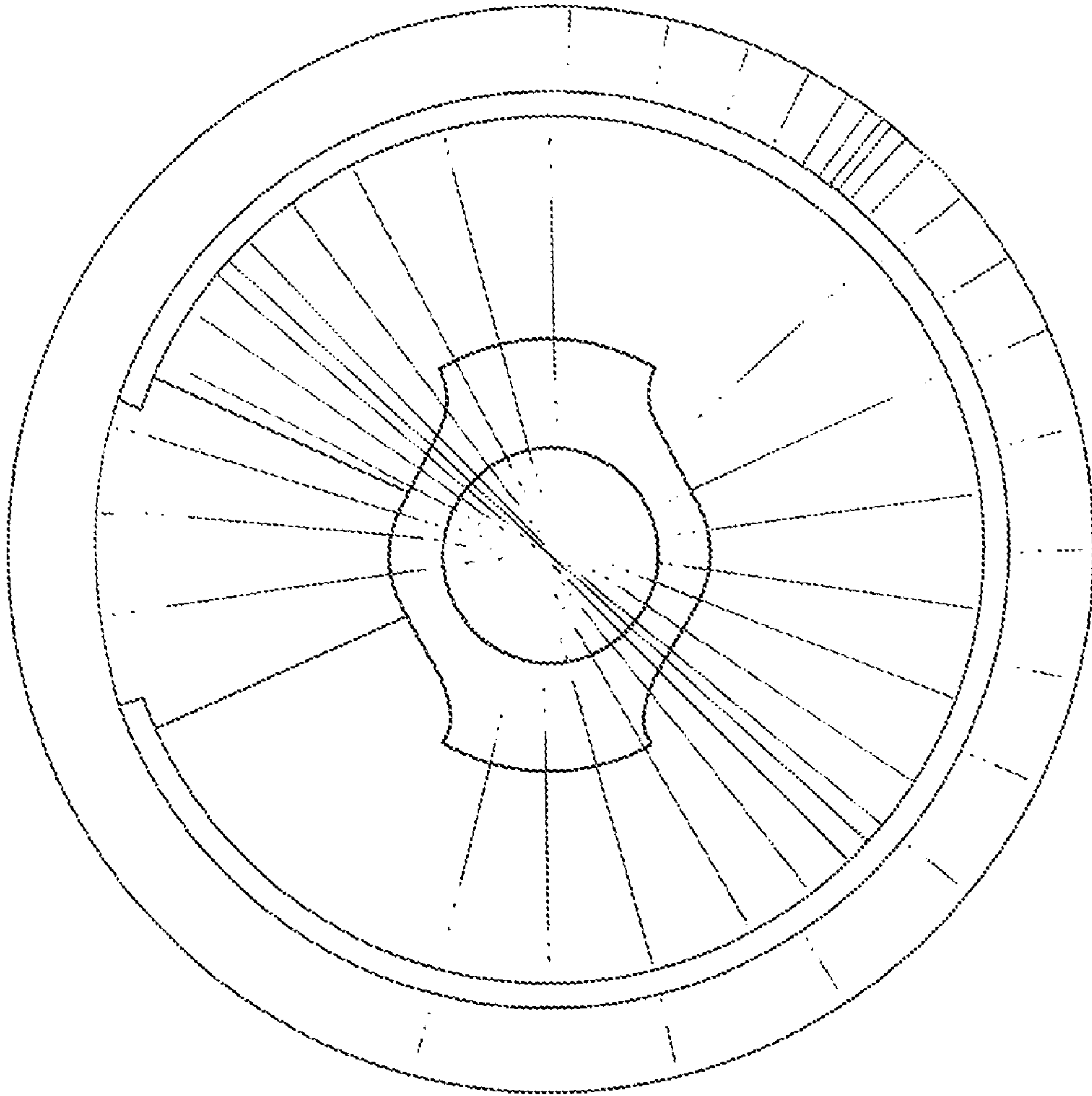


FIG. 7