

US00D667867S

(12) **United States Design Patent**
Kitazawa

(10) **Patent No.:** **US D667,867 S**

(45) **Date of Patent:** **** Sep. 25, 2012**

(54) **ELECTRONIC KEYBOARD**

(75) Inventor: **Atsushi Kitazawa**, Hamamatsu (JP)

(73) Assignee: **Yamaha Corporation**, Shizuoka (JP)

(**) Term: **14 Years**

(21) Appl. No.: **29/400,367**

(22) Filed: **Aug. 26, 2011**

(30) **Foreign Application Priority Data**

Feb. 28, 2011 (JP) 2011-004292

(51) **LOC (9) Cl.** **17-01**

(52) **U.S. Cl.** **D17/1**

(58) **Field of Classification Search** D17/1,
D17/7, 8, 9; 84/13, 172, 174, 423 R, 177;
D21/405, 409

See application file for complete search history.

(56) **References Cited**

U.S. PATENT DOCUMENTS

D326,107 S *	5/1992	Amiya	D17/1
D431,588 S *	10/2000	Ohno	D17/1
D552,157 S *	10/2007	Kawada et al.	D17/1
D553,666 S *	10/2007	Yatabe et al.	D17/7
D553,667 S *	10/2007	Utsunomiya	D17/7
D555,710 S *	11/2007	Suzuki	D17/1
D558,255 S *	12/2007	Reichhuber	D17/1
D566,163 S *	4/2008	Sato et al.	D17/1

D566,164 S *	4/2008	Sato et al.	D17/1
D571,848 S *	6/2008	Sato	D17/1
D572,300 S *	7/2008	Hashimoto	D17/1
D577,057 S *	9/2008	Sato	D17/7
D585,478 S *	1/2009	Takei	D17/1
D585,930 S *	2/2009	Onishi	D17/7
D595,335 S *	6/2009	Kira	D17/1

* cited by examiner

Primary Examiner — Ian Simmons

Assistant Examiner — Carissa C Fitts

(74) *Attorney, Agent, or Firm* — Sughrue Mion, PLLC

(57) **CLAIM**

The ornamental design for an electronic keyboard, as shown and described.

DESCRIPTION

FIG. 1 is a perspective view of the front, top and right side of an electronic keyboard showing my new design;

FIG. 2 is a front view thereof;

FIG. 3 is a rear view thereof;

FIG. 4 is a left side view thereof;

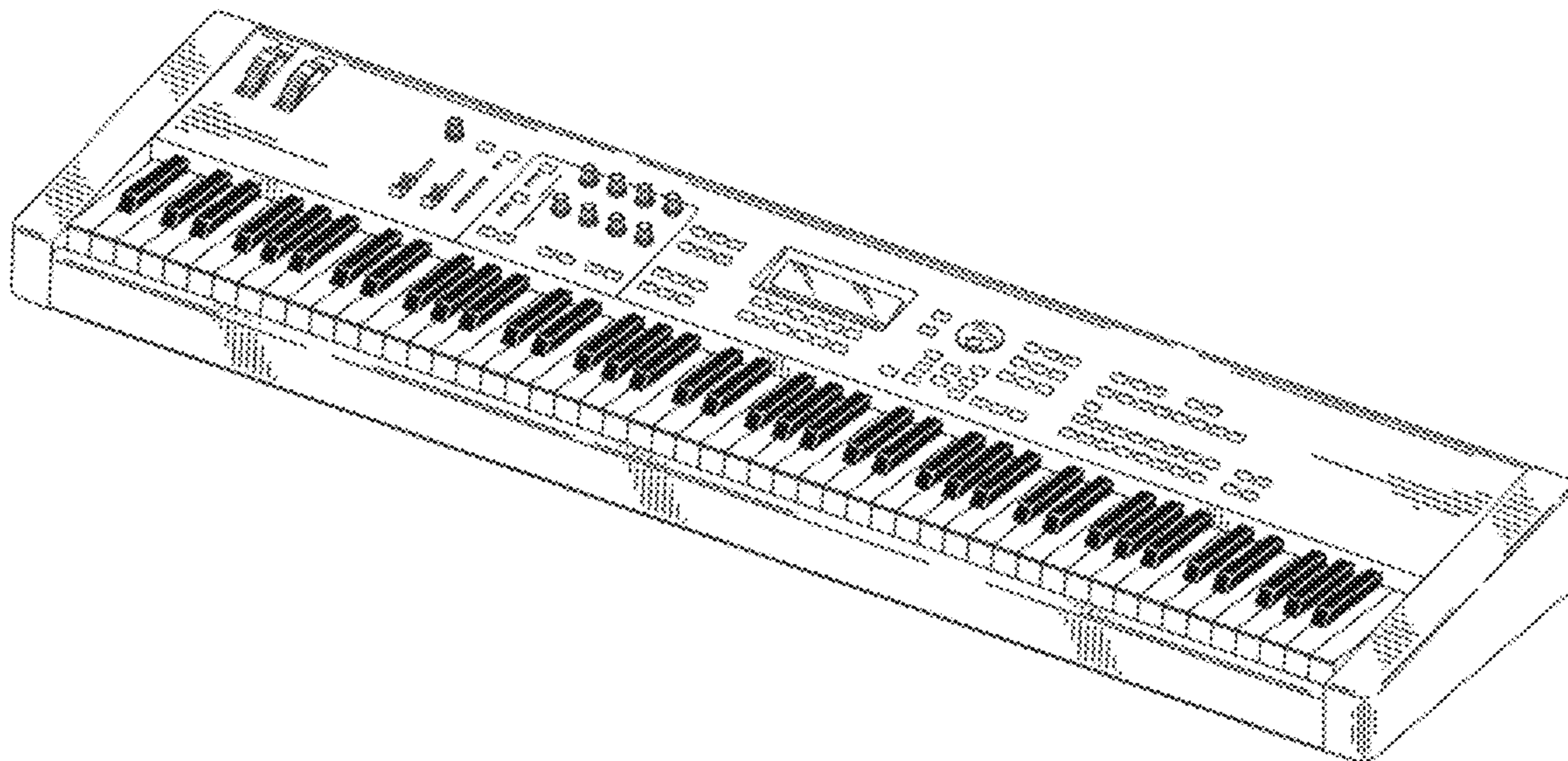
FIG. 5 is a right side view thereof;

FIG. 6 is a top view thereof; and,

FIG. 7 is a bottom view thereof.

The portions shown in broken lines are for illustrative purposes only and form no part of the claimed design.

1 Claim, 5 Drawing Sheets



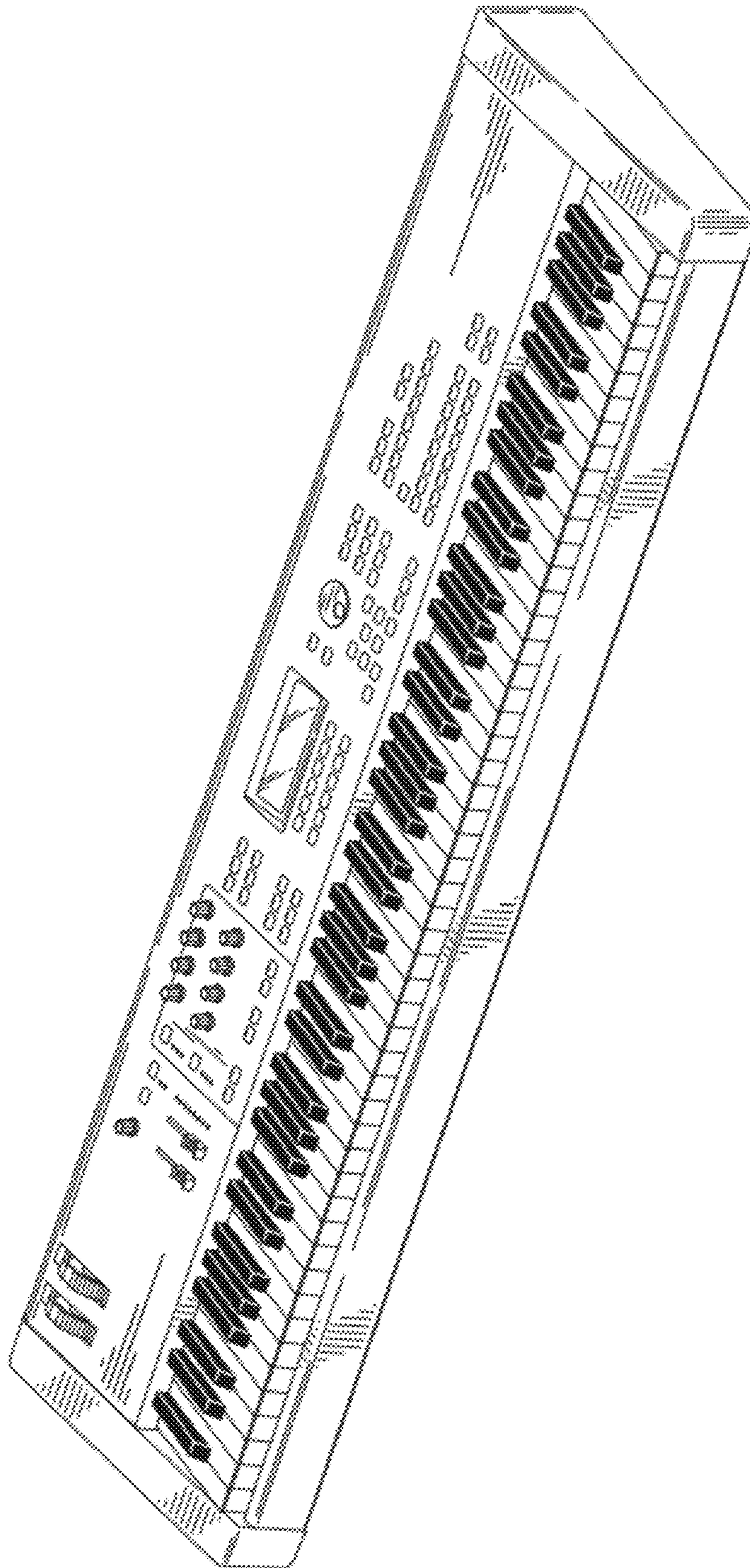


FIG. 1

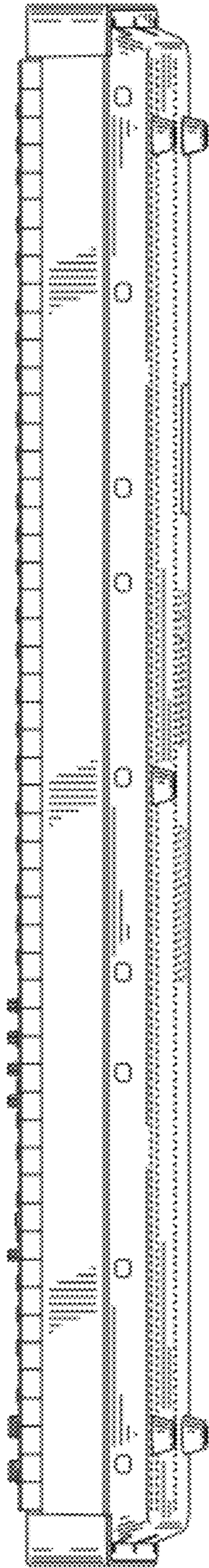


FIG. 2

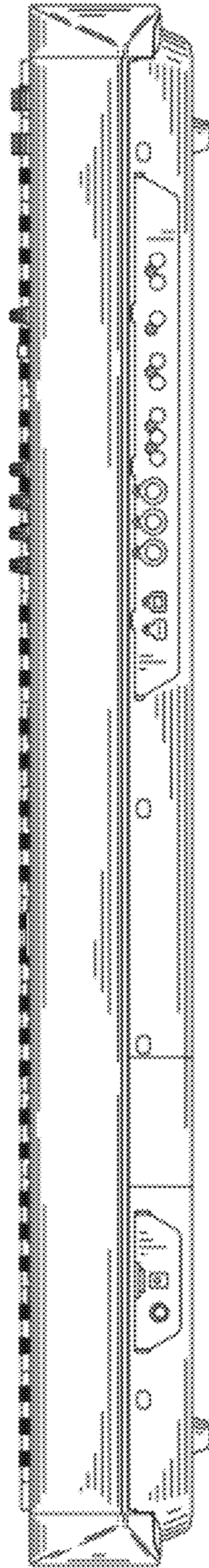


FIG. 3

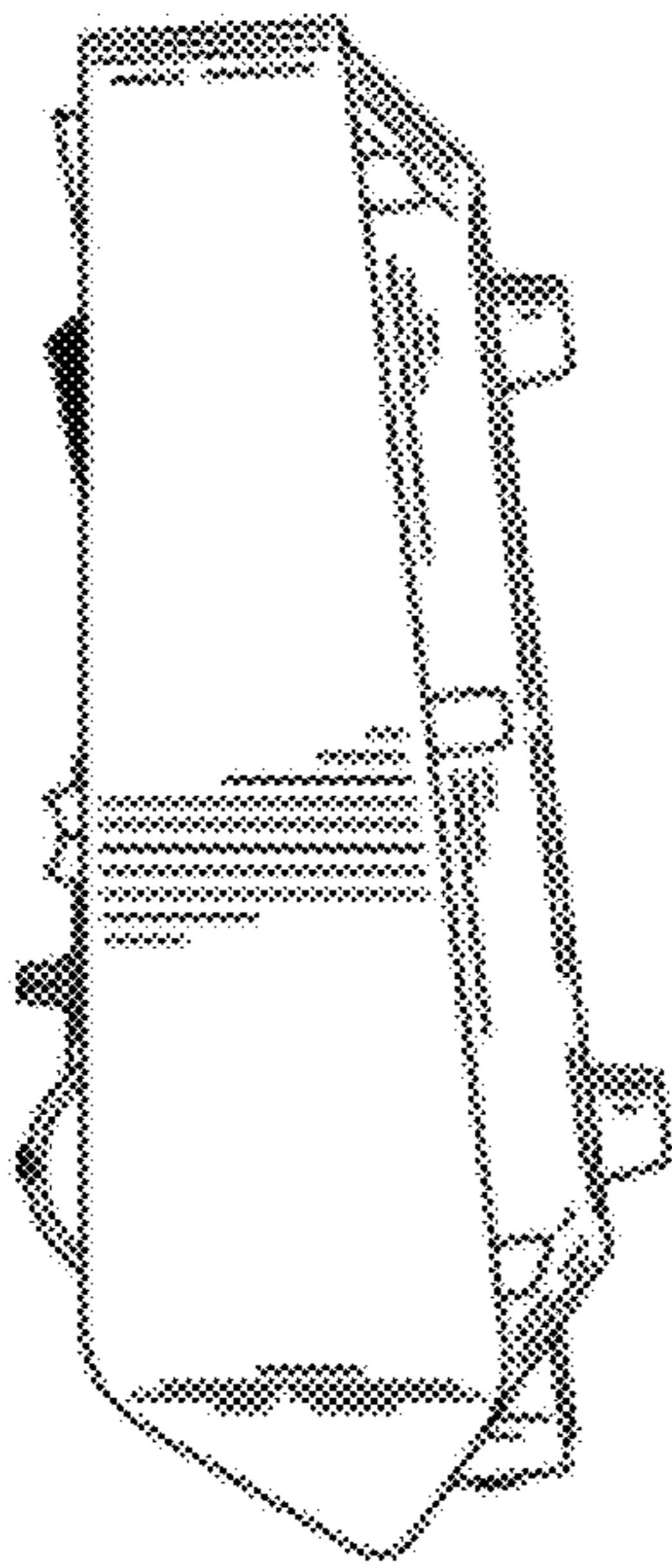


FIG. 4

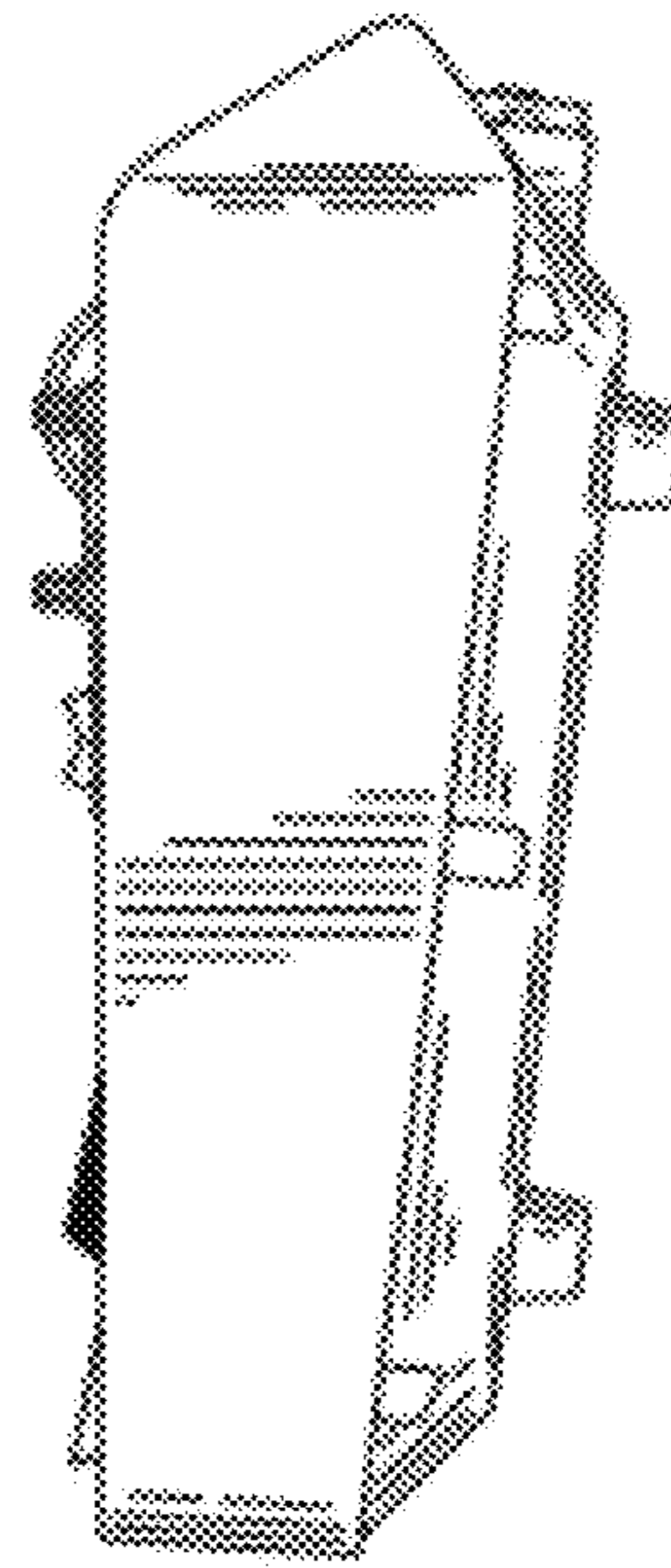


FIG. 5

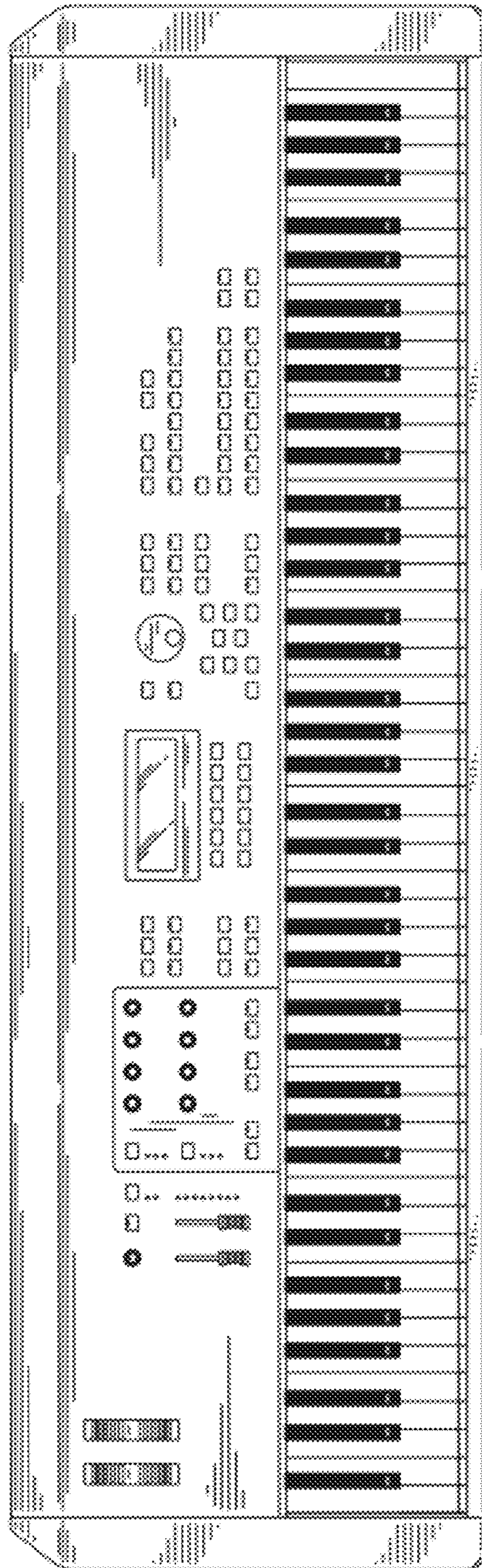


FIG. 6

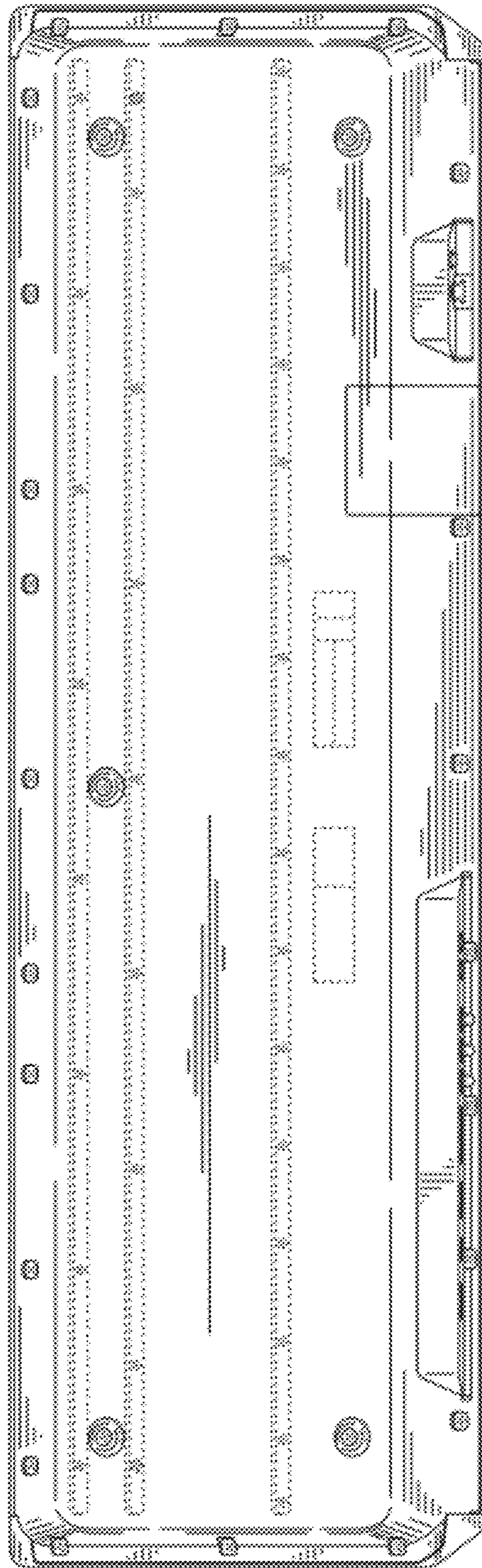


FIG. 7