



US00D667828S

(12) **United States Design Patent**
Park

(10) **Patent No.:** **US D667,828 S**

(45) **Date of Patent:** **** Sep. 25, 2012**

(54) **STYLUS**

(75) Inventor: **Jun-Sang Park**, Anyang-si (KR)

(73) Assignee: **Samsung Electronics Co., Ltd.** (KR)

(**) Term: **14 Years**

(21) Appl. No.: **29/417,298**

(22) Filed: **Apr. 2, 2012**

(30) **Foreign Application Priority Data**

Oct. 17, 2011 (KR) 30-2011-0042951

(51) **LOC (9) Cl.** **14-02**

(52) **U.S. Cl.** **D14/411**

(58) **Field of Classification Search** D8/61;
D14/411; D19/35, 36, 41-51, 54-58; 401/55,
401/99, 100, 104-107, 196, 197, 202, 208,
401/209, 213, 192, 195, 243; 708/107; 345/179,
345/173; 178/19.01; 700/94

See application file for complete search history.

(56) **References Cited**

U.S. PATENT DOCUMENTS

D322,811 S * 12/1991 Isern D19/36
D324,879 S * 3/1992 Morgan D19/36
D500,790 S * 1/2005 Jaakkola D19/43
D531,217 S * 10/2006 Hirota D19/50

D534,136 S * 12/2006 Voigt et al. D14/411
D547,799 S * 7/2007 Granick D19/36
D574,998 S * 8/2008 Huang D27/157
D576,674 S * 9/2008 Tseng D19/36
D595,719 S * 7/2009 Hu D14/411
D613,742 S * 4/2010 Avery et al. D14/411
D616,449 S * 5/2010 Lo D14/480.7
D617,798 S * 6/2010 Liu D14/411
D620,490 S * 7/2010 Avery et al. D14/411
D648,340 S * 11/2011 Okura D14/480.7
D650,860 S * 12/2011 Wu D19/69
2009/0002346 A1 * 1/2009 Henning et al. 345/179

* cited by examiner

Primary Examiner — Austin Murphy

(74) *Attorney, Agent, or Firm* — NSIP Law

(57) **CLAIM**

The ornamental design for a stylus, as shown and described.

DESCRIPTION

FIG. 1 is a perspective view of a stylus;
FIG. 2 is a front view of the stylus of FIG. 1;
FIG. 3 is a rear view of the stylus of FIG. 1;
FIG. 4 is a left-side view of the stylus of FIG. 1;
FIG. 5 is a right-side view of the stylus of FIG. 1;
FIG. 6 is a top plan view of the stylus of FIG. 1;
FIG. 7 is a bottom plan view of the stylus of FIG. 1; and,
FIG. 8 is a rear perspective view of the stylus of FIG. 1.

1 Claim, 6 Drawing Sheets

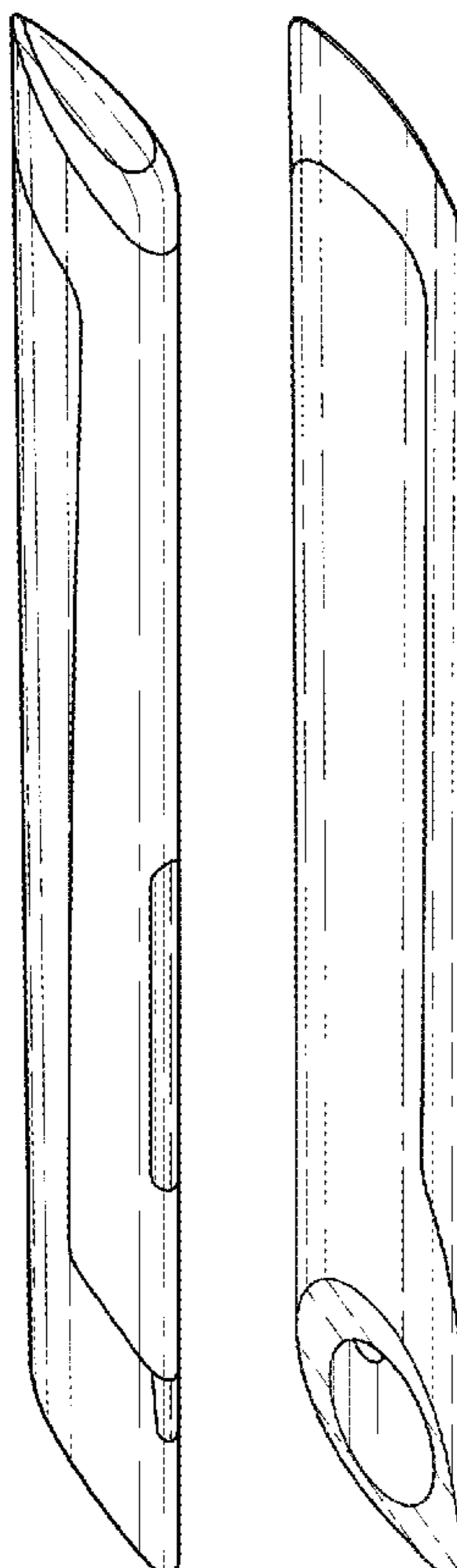


FIG. 1



FIG. 2

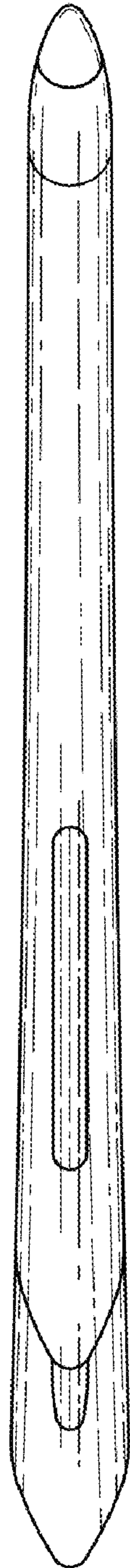


FIG. 3




FIG. 4




FIG. 5

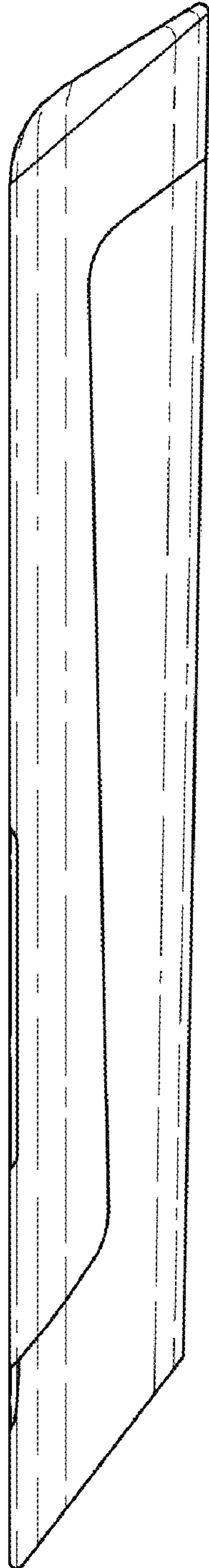


FIG. 6

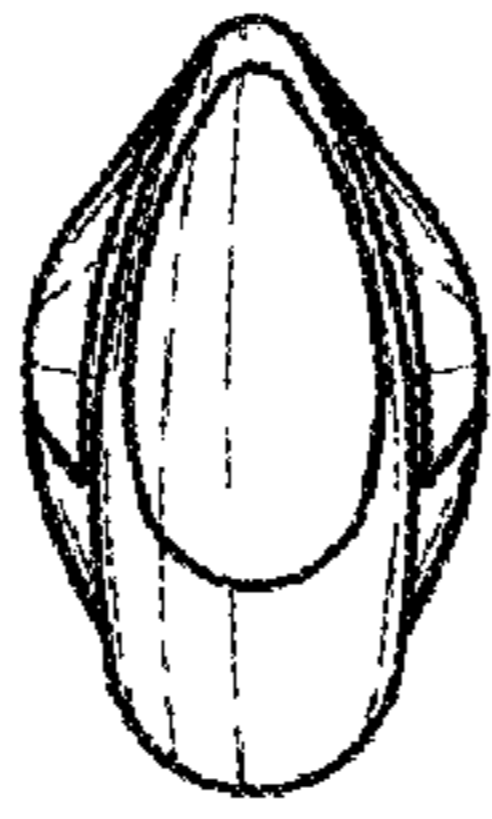


FIG. 7

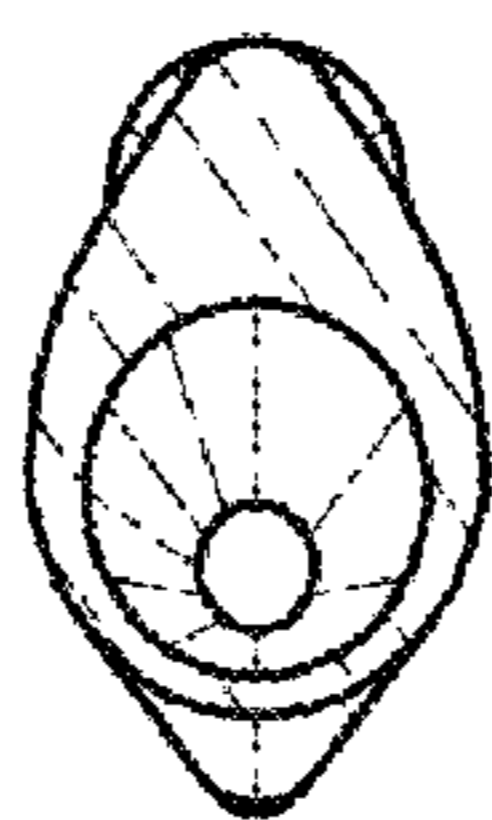


FIG. 8

