

US00D667816S

(12) **United States Design Patent**  
**Parraga Gimeno**

(10) **Patent No.:** **US D667,816 S**

(45) **Date of Patent:** **\*\* Sep. 25, 2012**

(54) **DISC**

(75) **Inventor:** **D. Javier Parraga Gimeno**, Leganés (ES)

(73) **Assignee:** **Woxter Technology Co., Limited**, Causeway Bay (HK)

(\*\*) **Term:** **14 Years**

(21) **Appl. No.:** **29/382,400**

(22) **Filed:** **Jan. 3, 2011**

(30) **Foreign Application Priority Data**

Oct. 27, 2010 (ES) ..... 2010301075

(51) **LOC (9) Cl.** ..... **14-01**

(52) **U.S. Cl.** ..... **D14/216**

(58) **Field of Classification Search** ..... D14/224, D14/224.1, 238.1, 215, 216, 447, 451, 452, D14/214, 203.4, 203.6, 209.1, 196, 194, 432; 248/441.1, 474, 447, 918, 919.92; 181/145  
See application file for complete search history.

(56) **References Cited**

**U.S. PATENT DOCUMENTS**

3,526,884 A \* 9/1970 Buslik et al. .... 360/133  
D257,675 S \* 12/1980 Green et al. .... D14/435  
D394,660 S \* 5/1998 Hrach et al. .... D14/224

D406,845 S \* 3/1999 Goto ..... D14/215  
D440,141 S \* 4/2001 Yeh ..... D8/105  
D462,067 S \* 8/2002 Solland ..... D14/215  
D483,741 S \* 12/2003 Olson et al. .... D14/216  
D516,082 S \* 2/2006 Lewis ..... D14/203.6  
D542,273 S \* 5/2007 Park et al. .... D14/215  
D610,571 S \* 2/2010 Jha ..... D14/216  
D619,559 S \* 7/2010 Voorhees ..... D14/203.6  
D641,732 S \* 7/2011 Liner ..... D14/216  
D656,486 S \* 3/2012 Parraga Gimeno ..... D14/216

\* cited by examiner

*Primary Examiner* — Paula Greene

(74) *Attorney, Agent, or Firm* — Merchant & Gould P.C.

(57) **CLAIM**

The ornamental design for disc, as shown and described.

**DESCRIPTION**

FIG. 1 is a top plan view of two supports in a coupled position showing my design thereof;

FIG. 2 is a top plan view of the two supports with the two supports detached.

FIG. 3 is a perspective view, with the two supports in a coupled position.

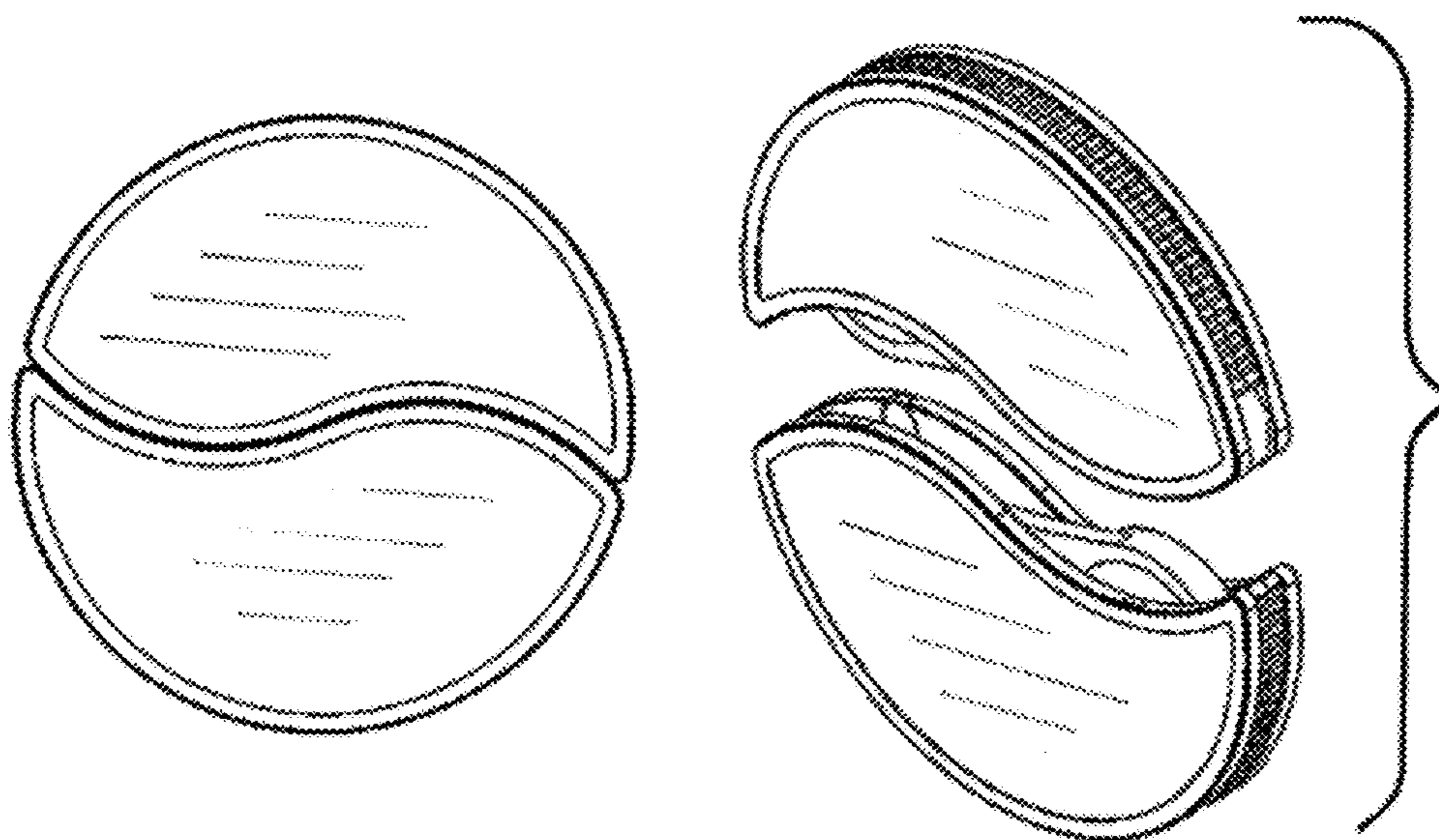
FIG. 4 is a perspective view, with the two supports detached.

FIG. 5 is a perspective view with the two supports detached and extended; and,

FIG. 6 is a top plan view of the two supports in a detached and extended position.

The rear of the disc forms no part of the claimed design.

**1 Claim, 2 Drawing Sheets**



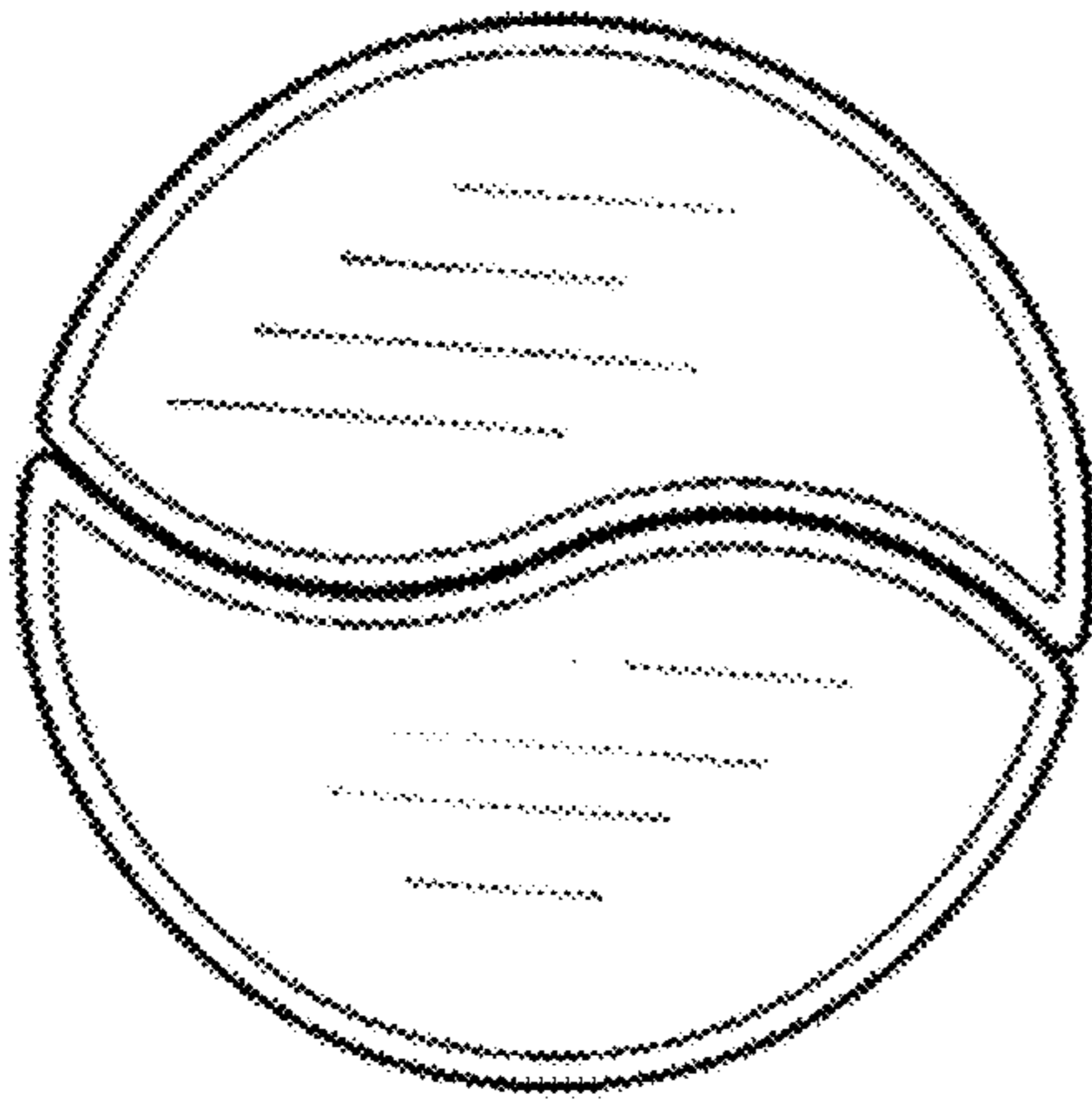


FIG. 1

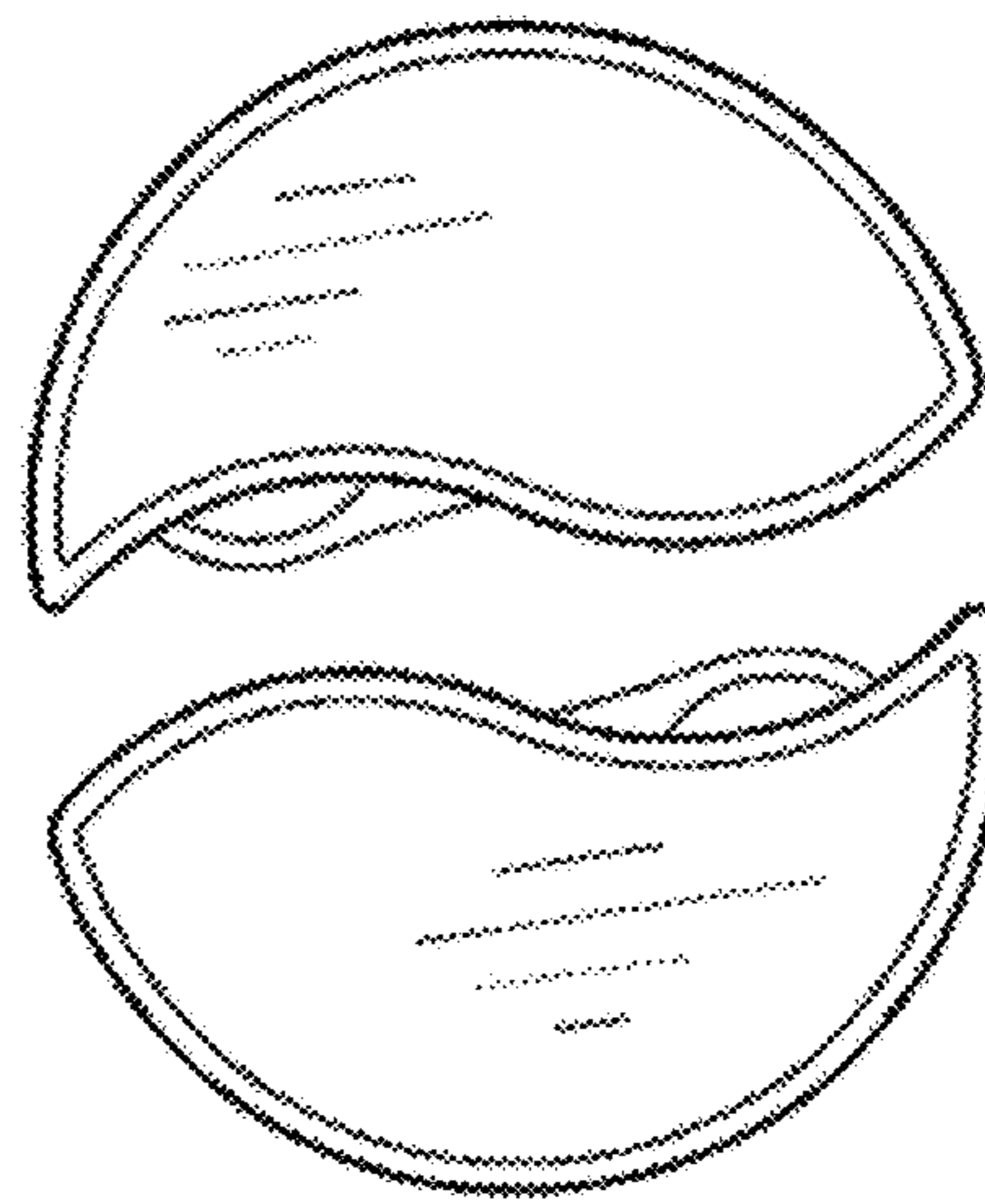


FIG. 2

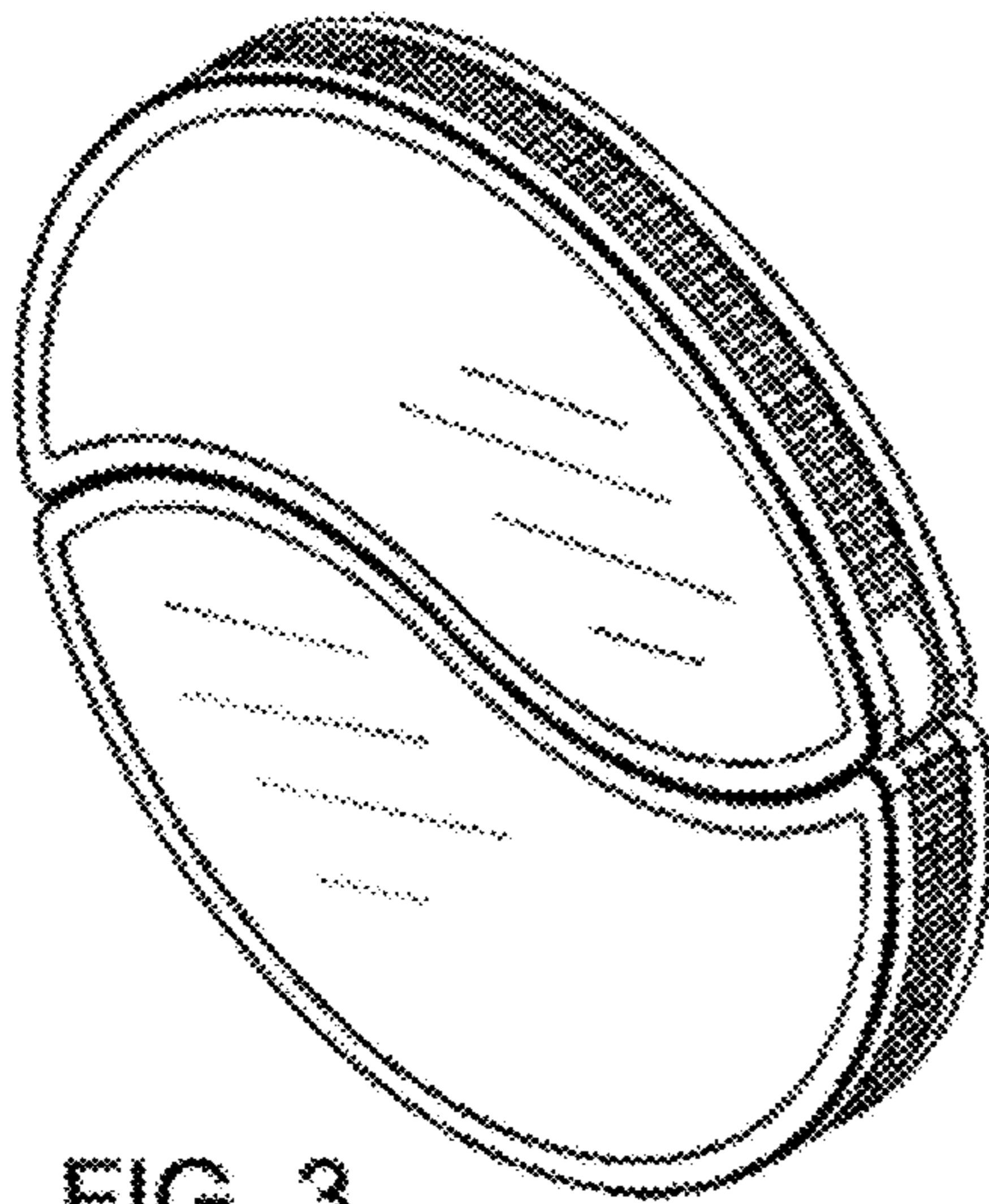


FIG. 3

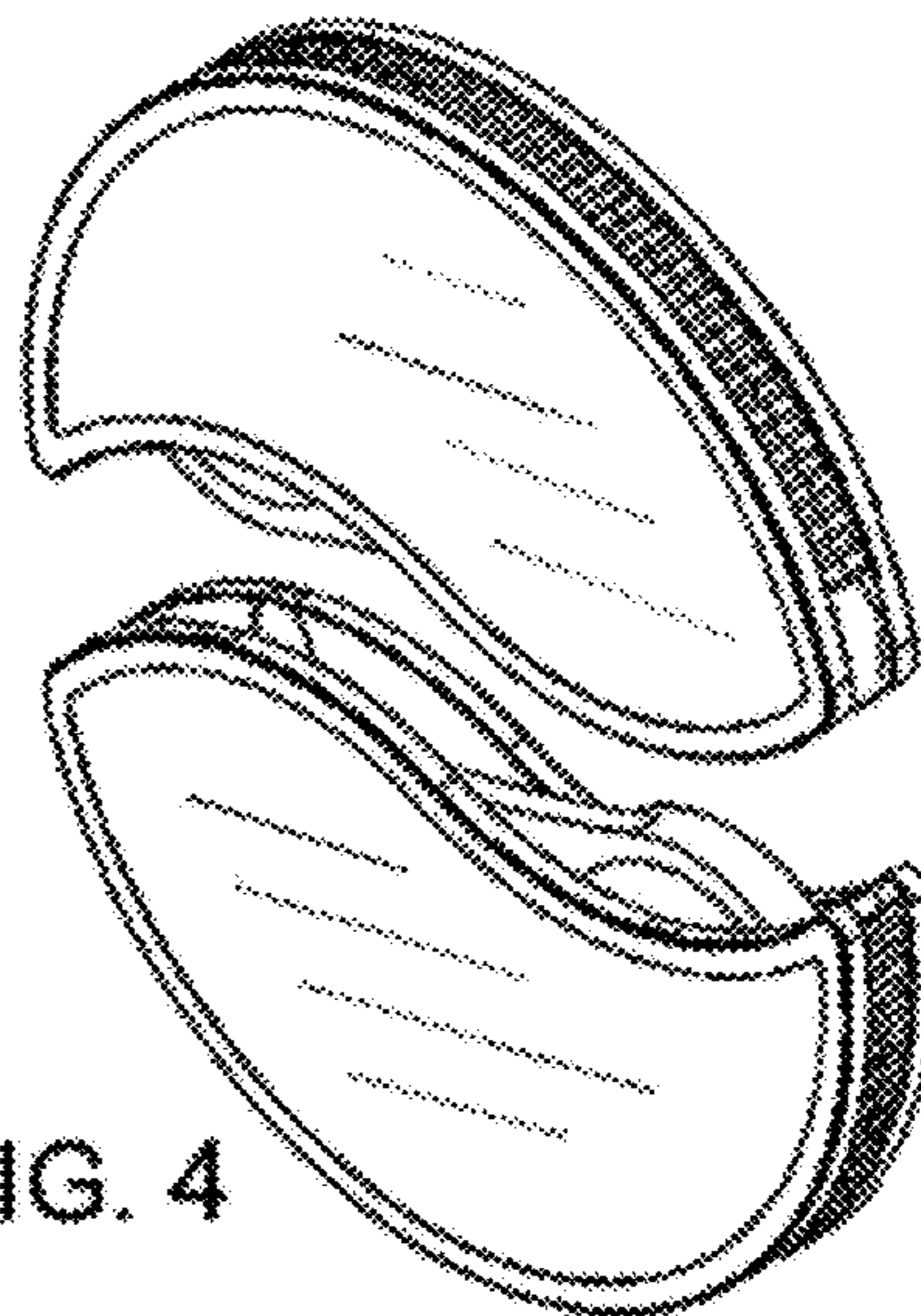


FIG. 4



