

US00D667810S

(12) **United States Design Patent**
Langlet et al.

(10) **Patent No.:** **US D667,810 S**
(45) **Date of Patent:** **** Sep. 25, 2012**

(54) **BANANA SHAPED WIRELESS PORTABLE HANDSET**

(75) Inventors: **Scott D. Langlet**, San Jose, CA (US);
Emanuel E. Levy, Saratoga, CA (US);
Patrick R. Neeb, San Jose, CA (US)

(73) Assignee: **Divention Design, LLC**, San Jose, CA (US)

(**) Term: **14 Years**

(21) Appl. No.: **29/355,965**

(22) Filed: **Feb. 17, 2010**

(51) **LOC (9) Cl.** **14-03**

(52) **U.S. Cl.** **D14/143**

(58) **Field of Classification Search** D14/137,
D14/138 AA, 138 C, 138 G, 138 R, 143,
D14/145, 147, 148, 156, 218, 247, 248, 250,
D14/341, 342, 343; D13/164, 168; D16/208;
D21/329, 331, 333; 361/814; 379/433.1-433.13;
439/165

See application file for complete search history.

(56) **References Cited**

U.S. PATENT DOCUMENTS

D526,988 S *	8/2006	Beard	D14/138 R
D529,893 S *	10/2006	Miller et al.	D14/143
D530,700 S *	10/2006	Mitchell et al.	D14/143
D557,261 S *	12/2007	Rickard	D14/250
D585,047 S *	1/2009	Chen	D14/143

* cited by examiner

Primary Examiner — Susan Bennett Hattan

Assistant Examiner — Barbara B Lohr

(74) *Attorney, Agent, or Firm* — J W Law Group; James M. Wu

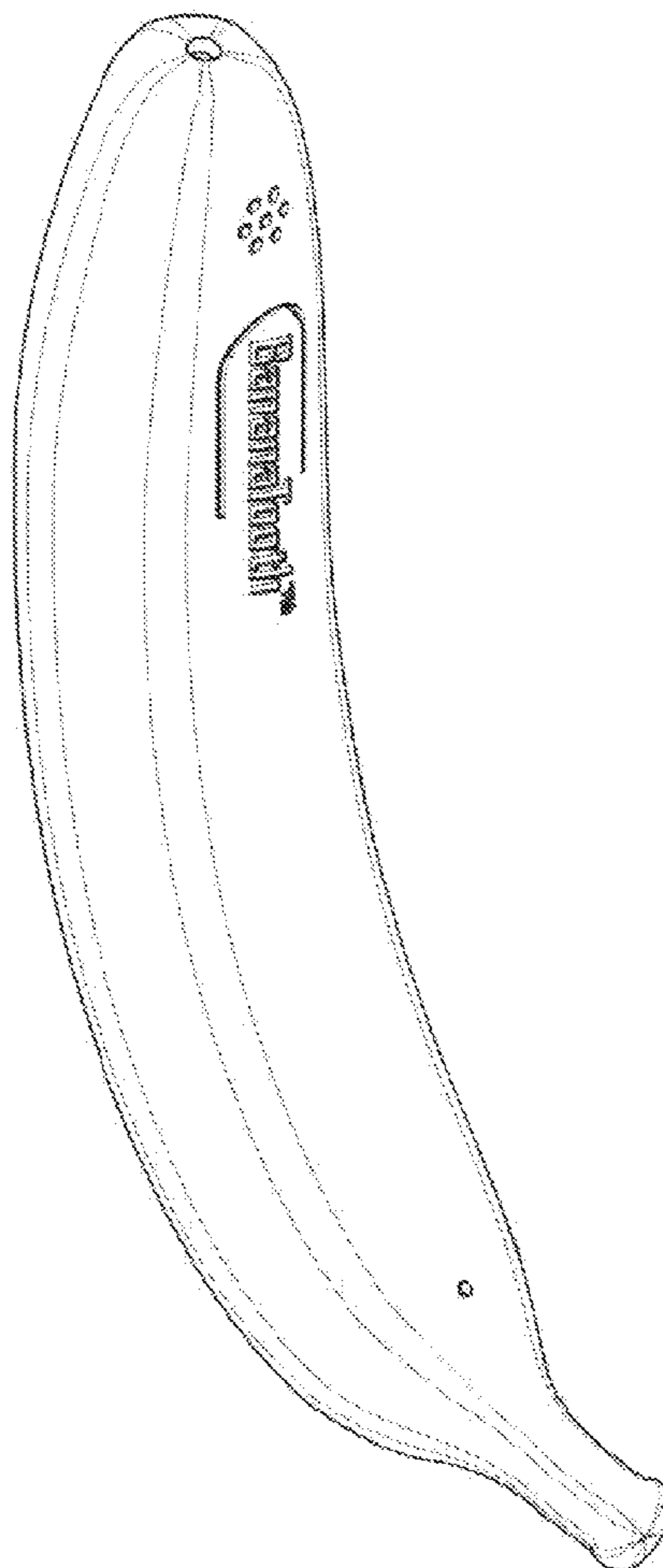
(57) **CLAIM**

The ornamental design for a banana shaped wireless portable handset, as shown and described.

DESCRIPTION

FIG. 1 is an isometric view of a banana shaped wireless portable handset;
FIG. 2 is a side perspective view thereof; and,
FIG. 3 is a front perspective view thereof.

1 Claim, 3 Drawing Sheets



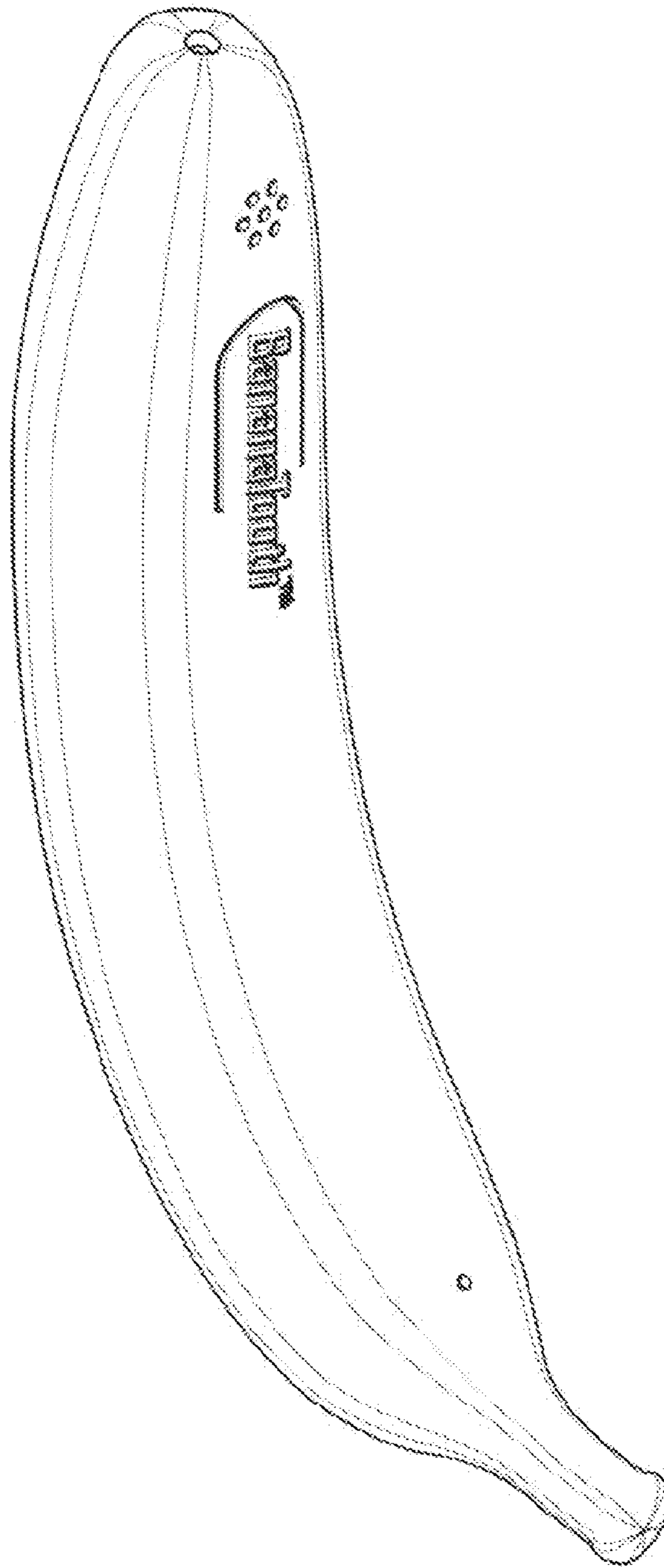


FIG 1

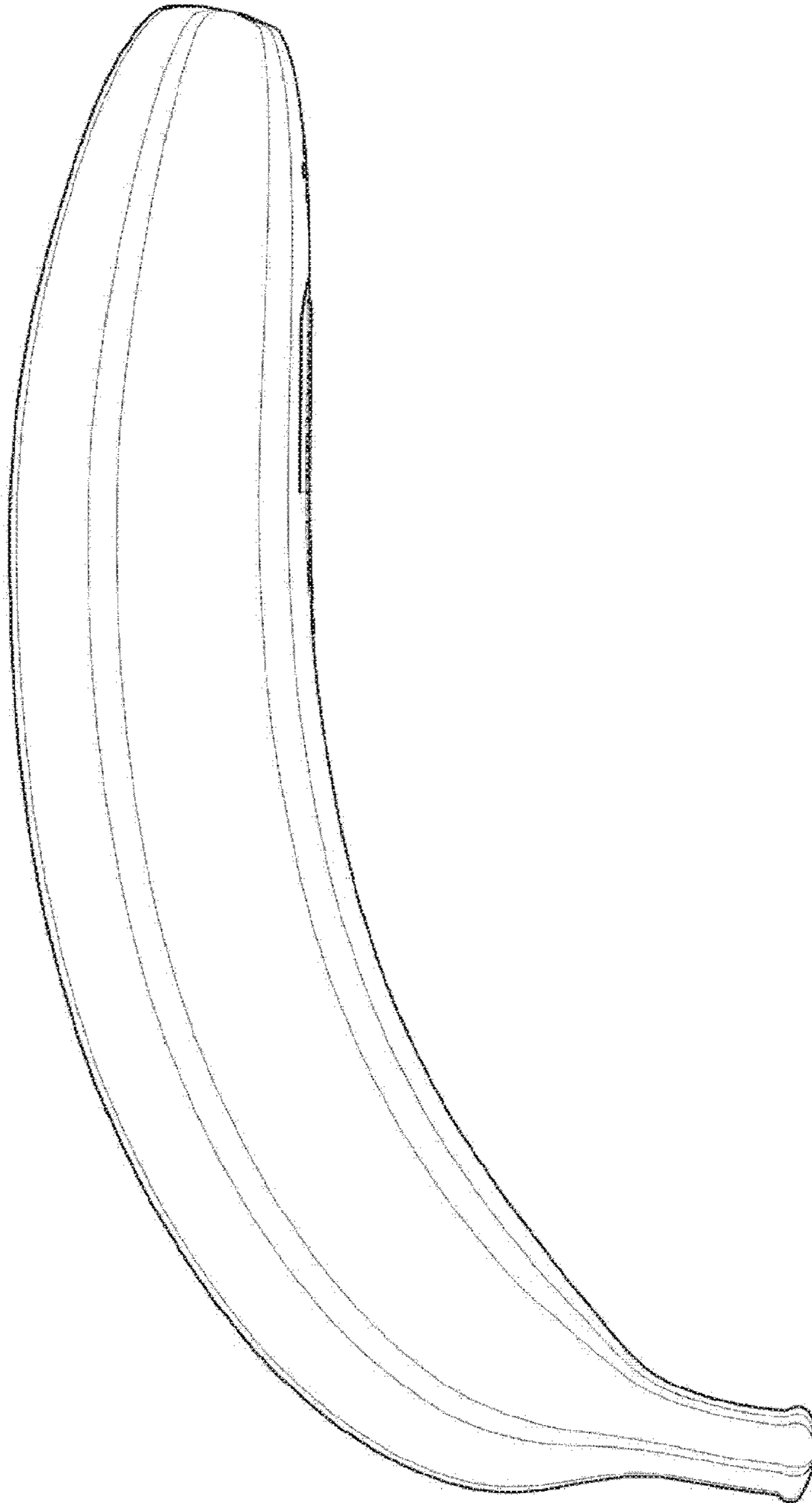


FIG 2




FIG 3