

US00D667806S

(12) **United States Design Patent**  
**Asanuma et al.**

(10) **Patent No.:** **US D667,806 S**  
(45) **Date of Patent:** **\*\* Sep. 25, 2012**

(54) **TELEVISION RECEIVER**

(75) Inventors: **Takashi Asanuma**, Tokyo (JP); **Takeshi Suzuki**, Tokyo (JP); **Kentaro Ichise**, Tokyo (JP); **Taihei Miyaji**, Tokyo (JP)

(73) Assignee: **Kabushiki Kaisha Toshiba**, Tokyo (JP)

(\*\*) Term: **14 Years**

(21) Appl. No.: **29/416,005**

(22) Filed: **Mar. 16, 2012**

(30) **Foreign Application Priority Data**

Dec. 27, 2011 (JP) ..... 2011-030156

(51) **LOC (9) Cl.** ..... **14-03**

(52) **U.S. Cl.** ..... **D14/129; D14/126**

(58) **Field of Classification Search** ..... D14/125-134, D14/239, 371, 136, 374-377, 440, 450, 448, D14/336, 342; 312/7.2; 348/836, 838, 180, 348/184, 325, 739; 341/12; 248/917-924, 248/465; 345/104, 133, 156, 168, 87, 173; 720/605, 669, 600, 655; 369/99, 197; D21/329, D21/515, 577, 622, 333, 433, 448, 452, 450, D21/331; D6/477, 479, 300; 273/148 B; 446/484, 175, 356; D10/15, 26

See application file for complete search history.

(56) **References Cited**

**U.S. PATENT DOCUMENTS**

D536,677 S \* 2/2007 Kim et al. .... D14/126  
D539,242 S \* 3/2007 Lee et al. .... D14/126  
D567,201 S \* 4/2008 Profit ..... D14/126  
D575,247 S \* 8/2008 Lee ..... D14/126

D579,889 S \* 11/2008 Noh ..... D14/129  
D582,366 S \* 12/2008 Yang et al. .... D14/126  
D586,811 S \* 2/2009 Kim et al. .... D14/374  
D593,974 S \* 6/2009 Yang et al. .... D14/126  
D597,041 S \* 7/2009 Cho et al. .... D14/126  
D605,149 S \* 12/2009 Kim et al. .... D14/126  
D618,639 S \* 6/2010 Ho et al. .... D14/126  
D634,721 S \* 3/2011 Baek et al. .... D14/126  
D640,652 S \* 6/2011 Hasegawa ..... D14/126  
D640,653 S \* 6/2011 Takami ..... D14/126  
D656,914 S \* 4/2012 Shin et al. .... D14/126  
D657,326 S \* 4/2012 Kim et al. .... D14/126

**FOREIGN PATENT DOCUMENTS**

JP 1395158 8/2010  
JP 1400180 11/2010  
KR 30-0436109 1/2007

\* cited by examiner

*Primary Examiner* — Raphael Barkai

(74) *Attorney, Agent, or Firm* — Banner & Witcoff, Ltd.

(57) **CLAIM**

The ornamental design for television receiver, as shown and described.

**DESCRIPTION**

FIG. 1 is a perspective view of television receiver showing our new design,  
FIG. 2 is a rear perspective view thereof,  
FIG. 3 is a front elevational view thereof,  
FIG. 4 is a rear elevational view thereof,  
FIG. 5 is a top plan view thereof,  
FIG. 6 is a bottom plan view thereof,  
FIG. 7 is a right side elevational view thereof; and,  
FIG. 8 is a left side elevational view thereof.

**1 Claim, 6 Drawing Sheets**

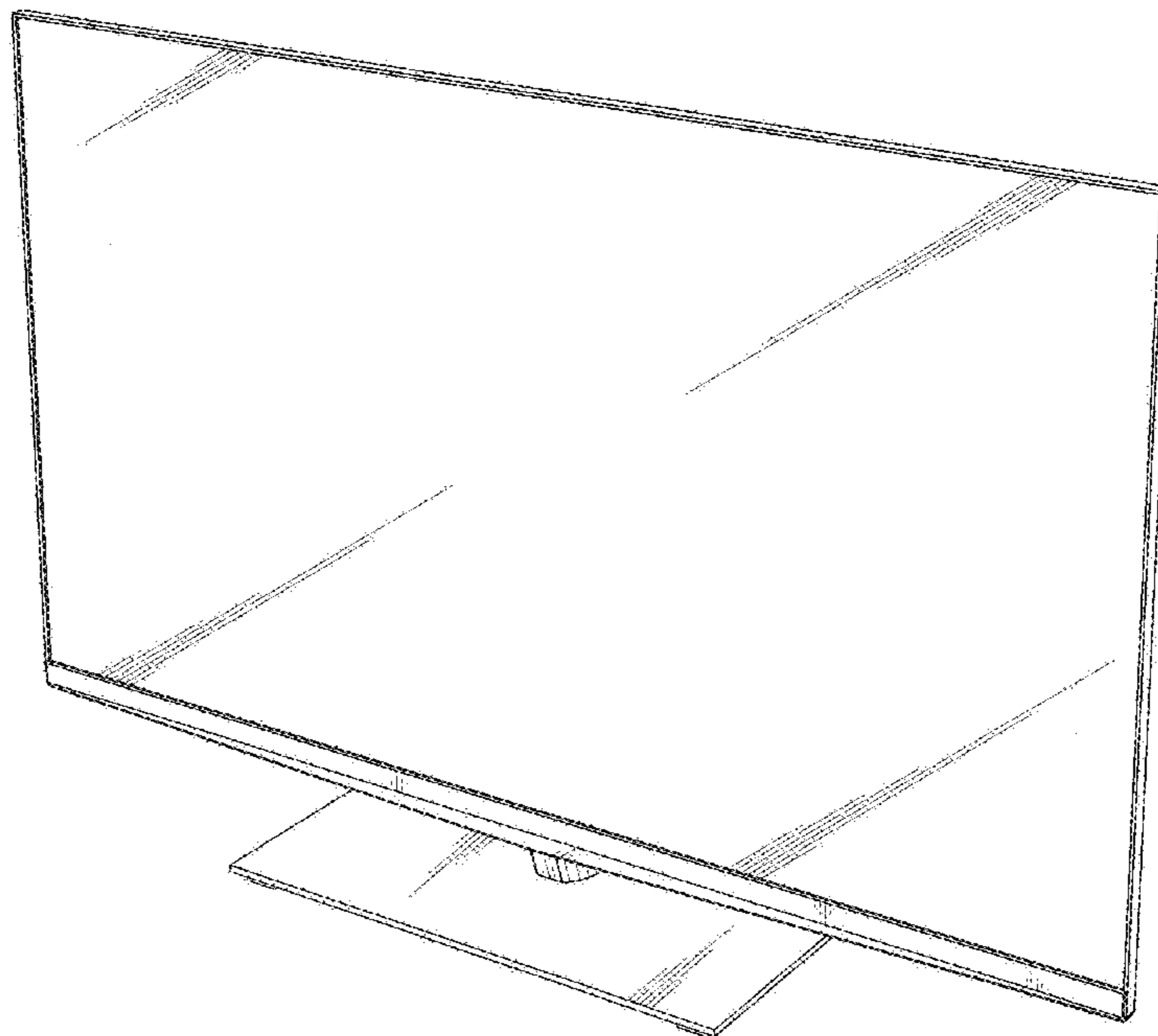


Fig. 1

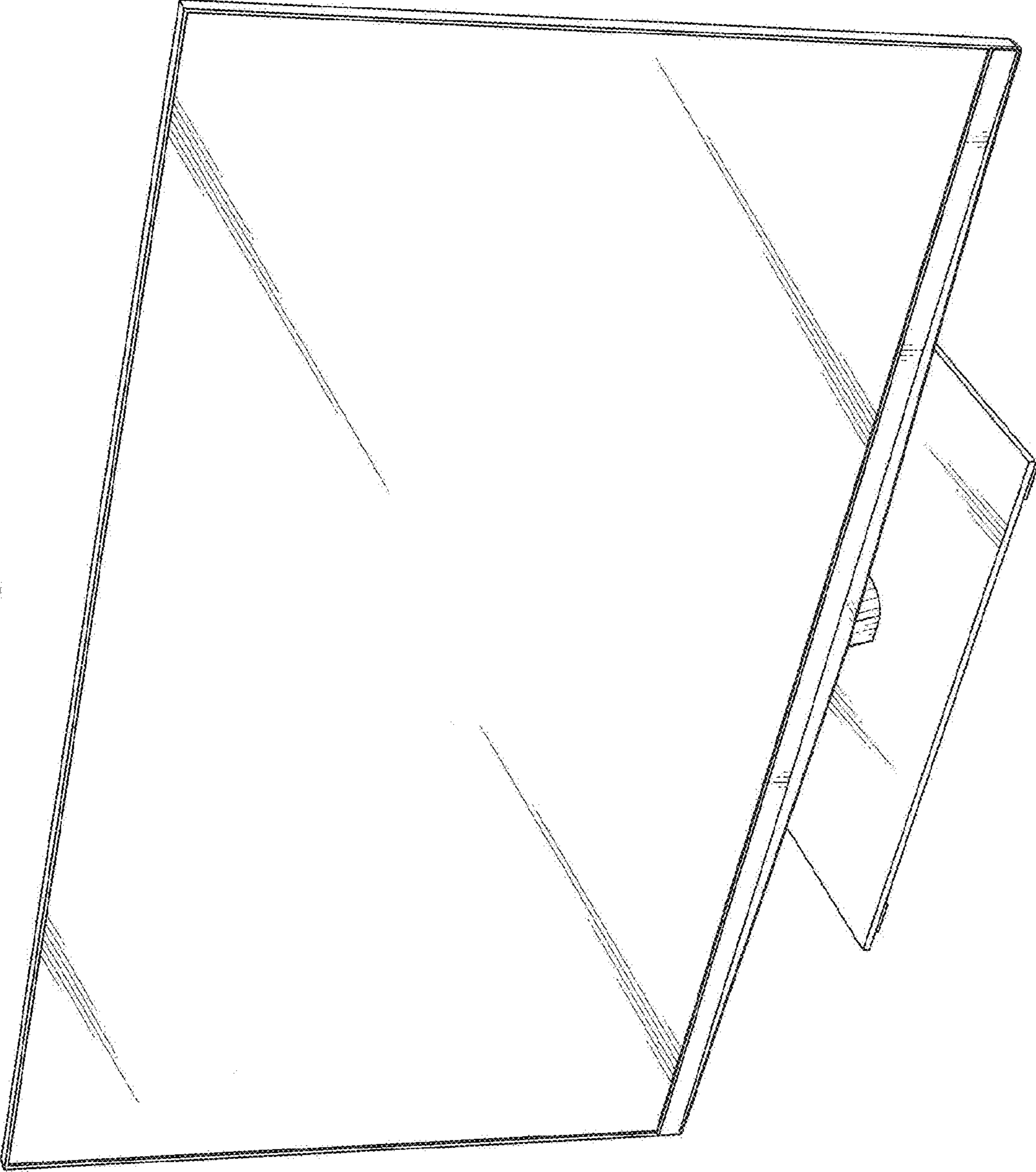


Fig. 2

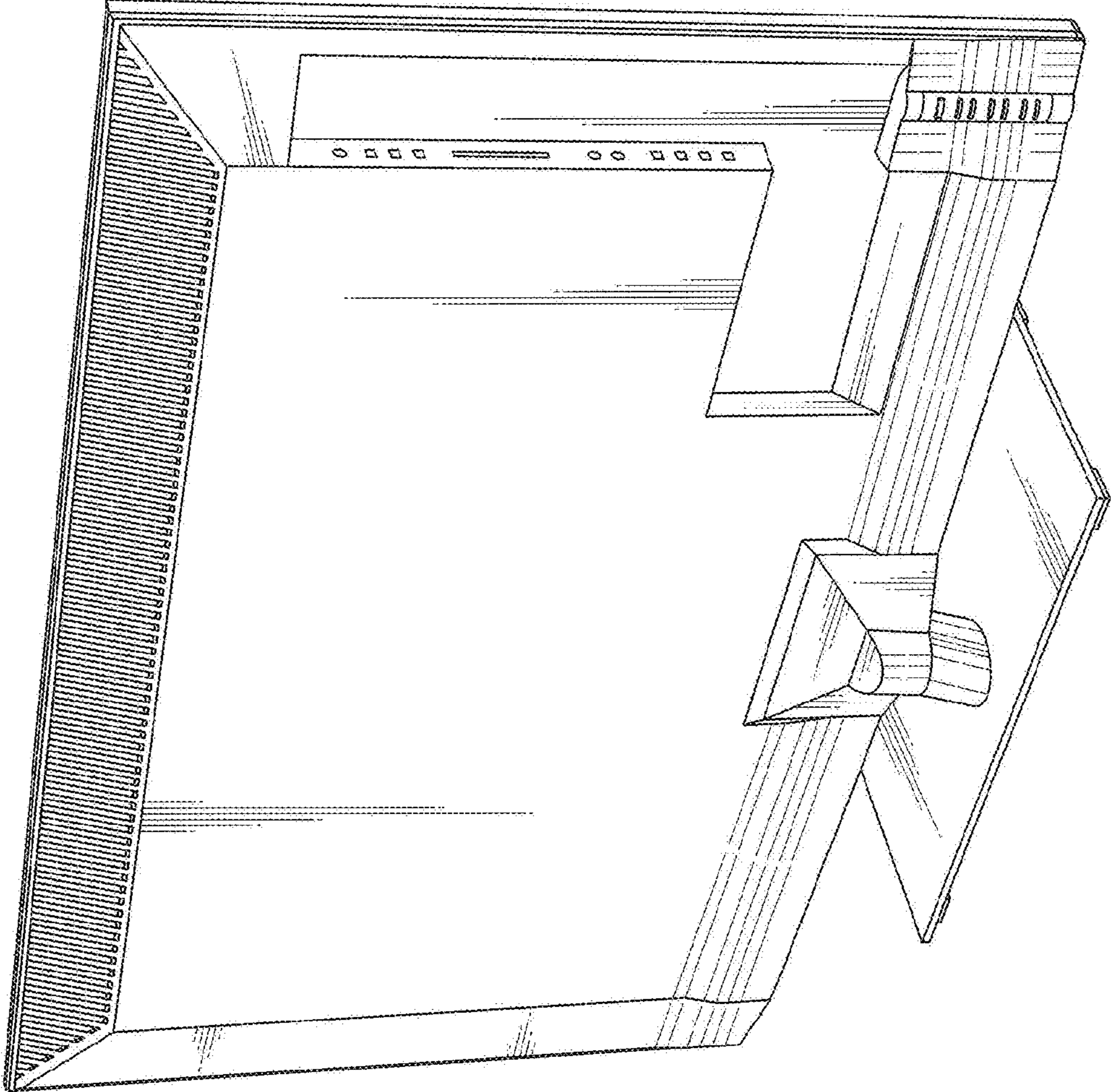


Fig. 3

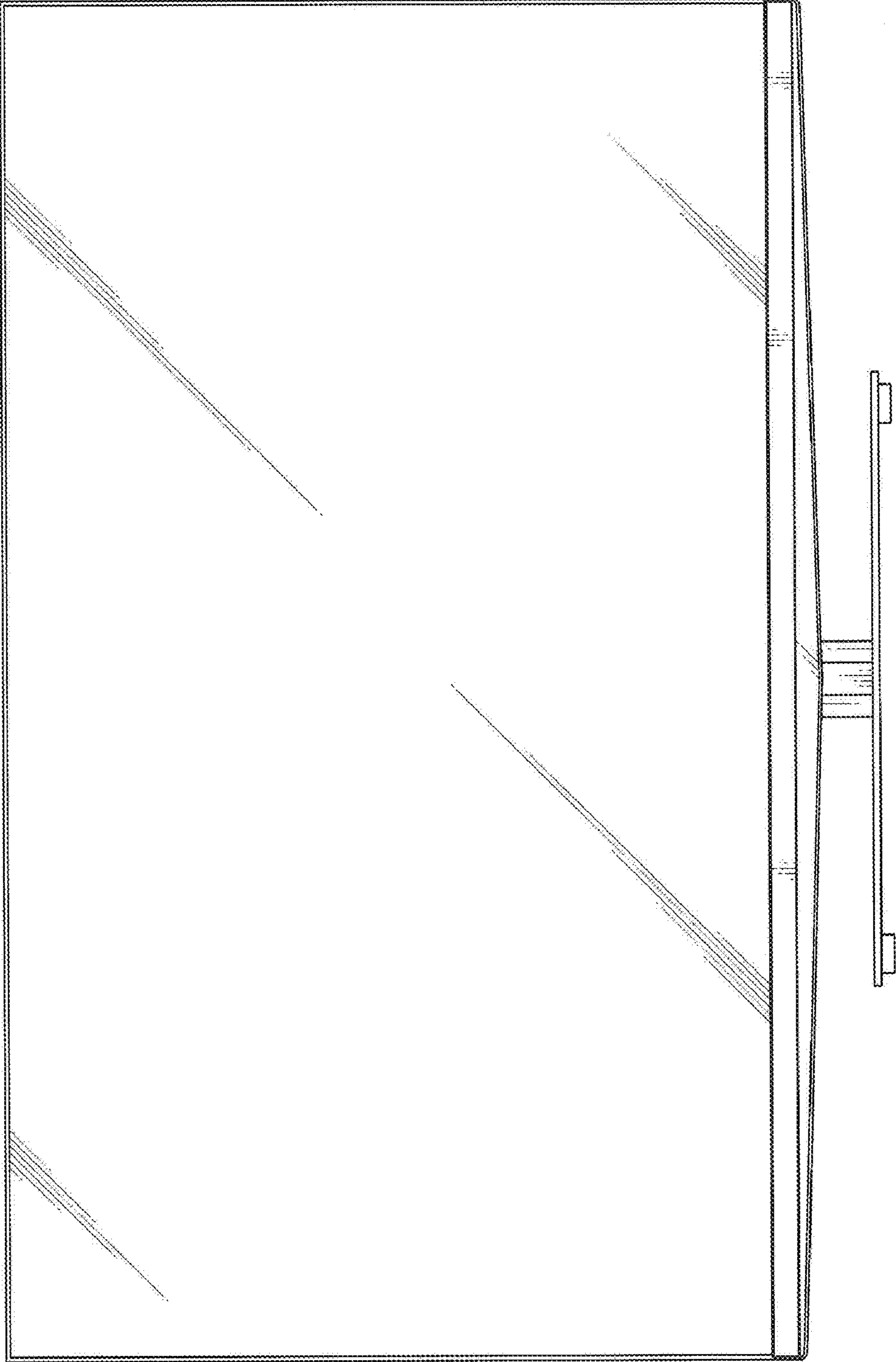


Fig. 4

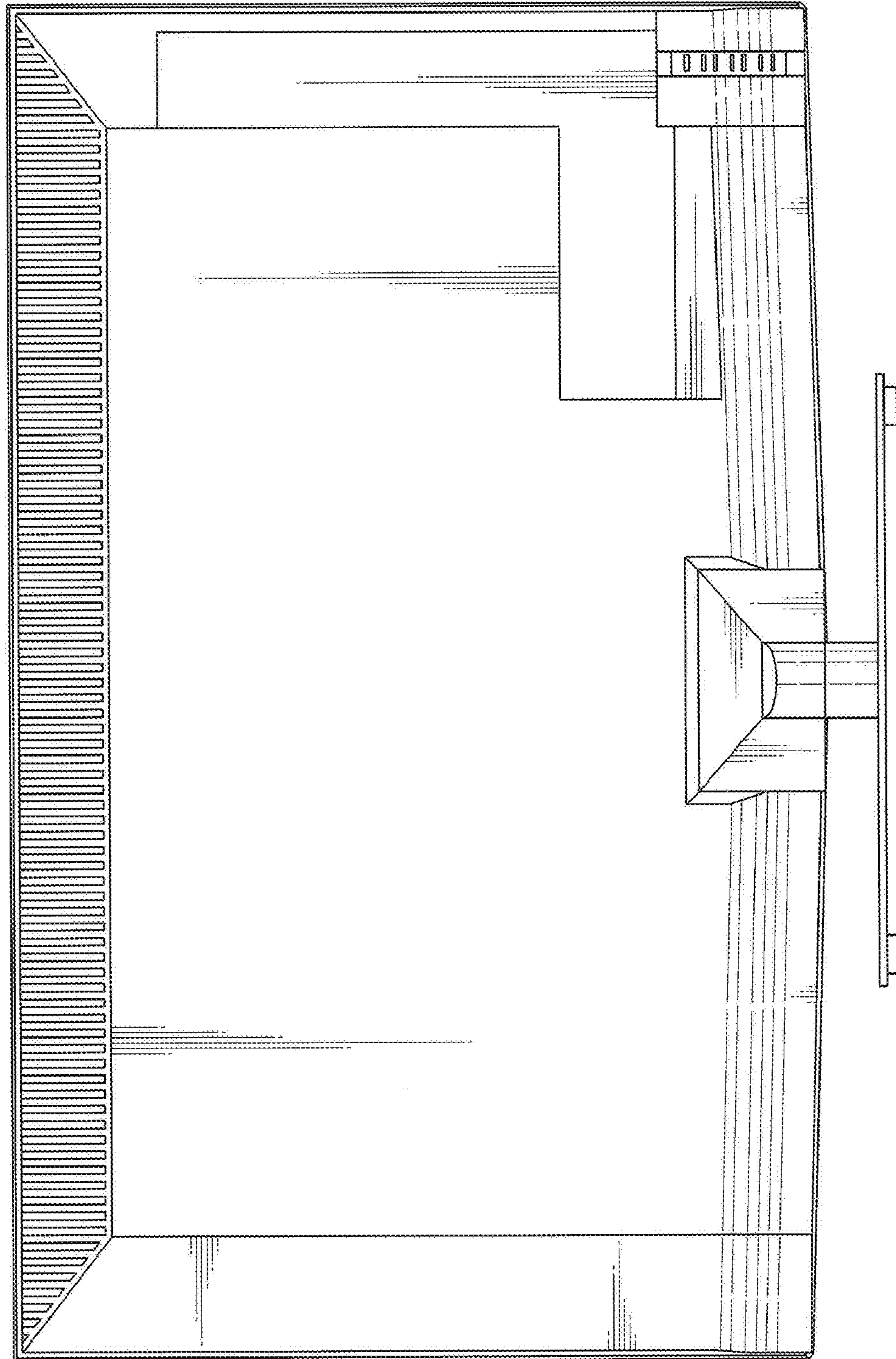


Fig. 5

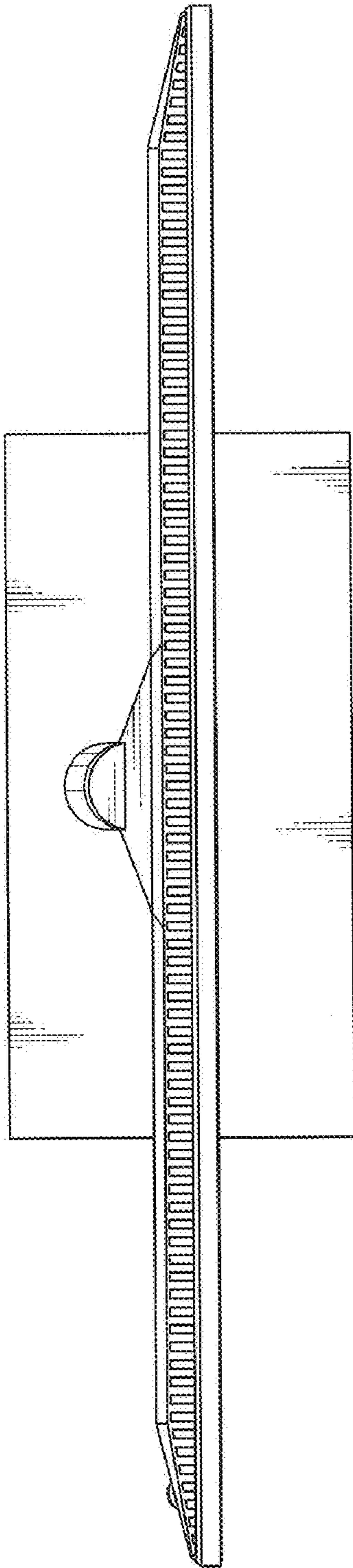


Fig. 6




Fig. 7

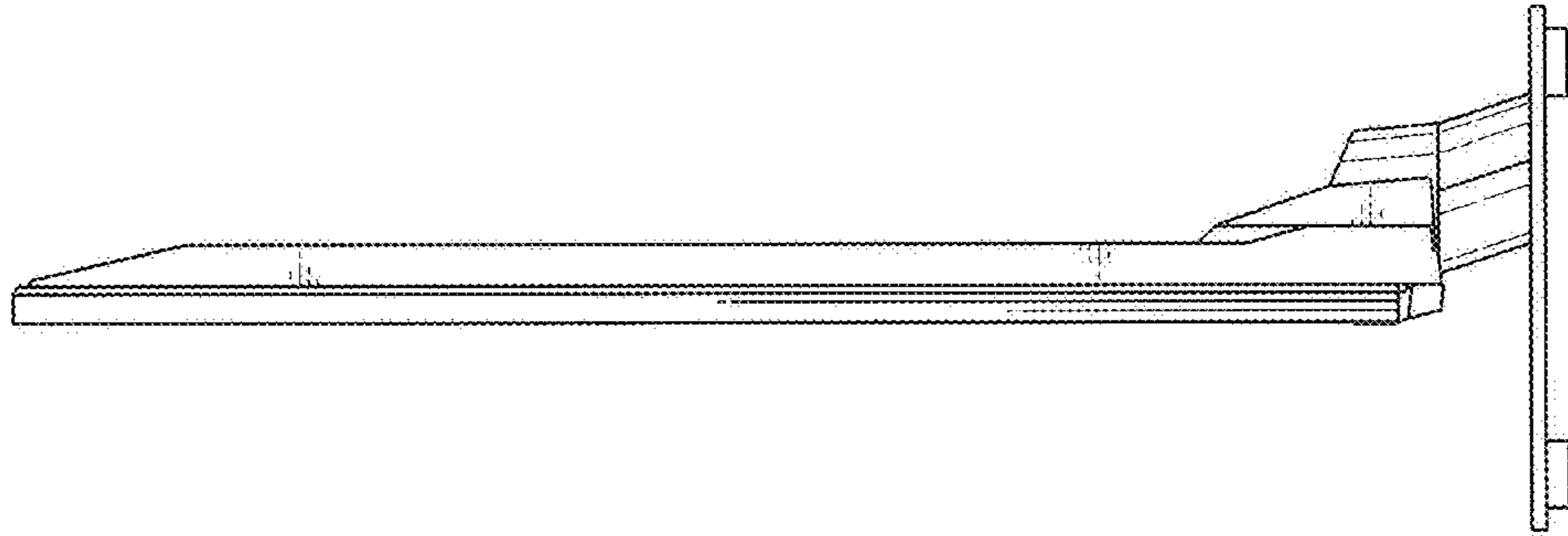


Fig. 8

