

US00D667749S

(12) **United States Design Patent**
Case et al.

(10) **Patent No.:** **US D667,749 S**

(45) **Date of Patent:** **** Sep. 25, 2012**

(54) **LANYARD**

(75) Inventors: **Richard N. Case**, Boulder, CO (US);
Bowden Ormsbee, Longmont, CO (US)

(73) Assignee: **Nite Ize, Inc.**, Boulder, CO (US)

(**) Term: **14 Years**

(21) Appl. No.: **29/410,536**

(22) Filed: **Jan. 9, 2012**

(51) **LOC (9) Cl.** **11-01**

(52) **U.S. Cl.** **D11/3; D3/215**

(58) **Field of Classification Search** D11/1–25,
D11/79–90, 215, 200; D3/215, 327; 24/3,
24/3.3, 3.4; D16/339; 351/156–158; D8/358,
D8/367, 382

See application file for complete search history.

(56) **References Cited**

U.S. PATENT DOCUMENTS

D245,728 S * 9/1977 Rials D11/79
5,398,855 A * 3/1995 Schaiewitz 224/257
D418,774 S * 1/2000 Kalbach D11/7

D462,523 S * 9/2002 Kalbach D3/327
6,567,651 B2 * 5/2003 Whitley 455/90.1
6,691,904 B2 * 2/2004 Pineda 24/66.2
D541,190 S * 4/2007 Plzak D11/200
D541,523 S * 5/2007 Zoullas et al. D3/215
D606,440 S * 12/2009 Sayegh D10/106.94
D629,331 S * 12/2010 Kalbach D11/215
D634,232 S * 3/2011 Kelly et al. D11/3
D638,330 S * 5/2011 Fahrendorff et al. D11/200
D644,139 S * 8/2011 Kalbach D11/3

* cited by examiner

Primary Examiner — Cathron Brooks

Assistant Examiner — Melanie Pellegrini

(74) *Attorney, Agent, or Firm* — Patton Boggs LLP

(57) **CLAIM**

The ornamental design for a lanyard, as shown and described.

DESCRIPTION

FIG. 1 is a front perspective view of one embodiment of a lanyard;

FIG. 2 is a symmetrical front view of the lanyard of FIG. 1;

FIG. 3 is a symmetrical side view of the lanyard of FIG. 1;

FIG. 4 is a top view of the lanyard of FIG. 1; and,

FIG. 5 is a bottom view of the lanyard of FIG. 1.

1 Claim, 2 Drawing Sheets

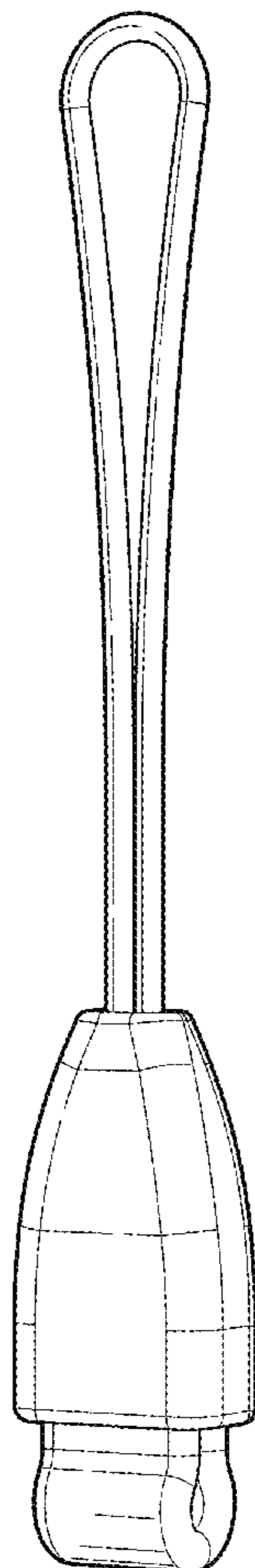


FIG. 1

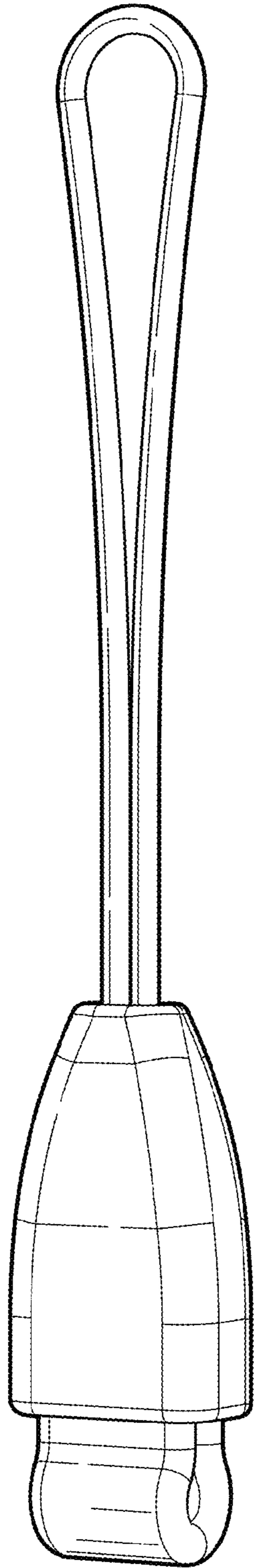


FIG. 2

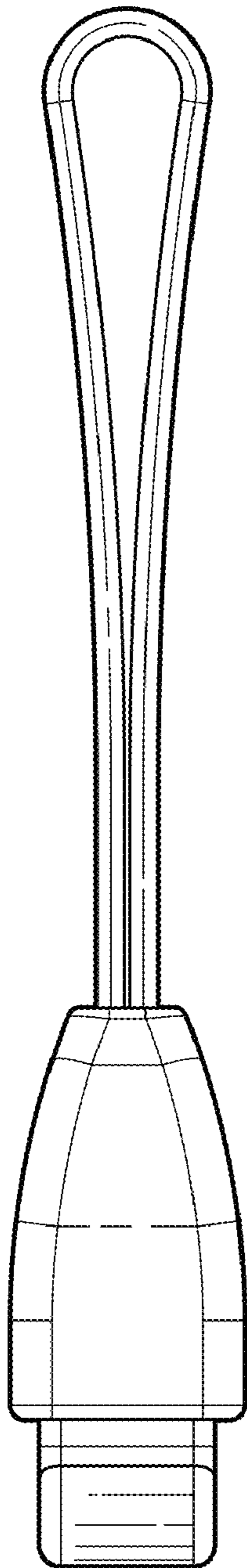


FIG. 3

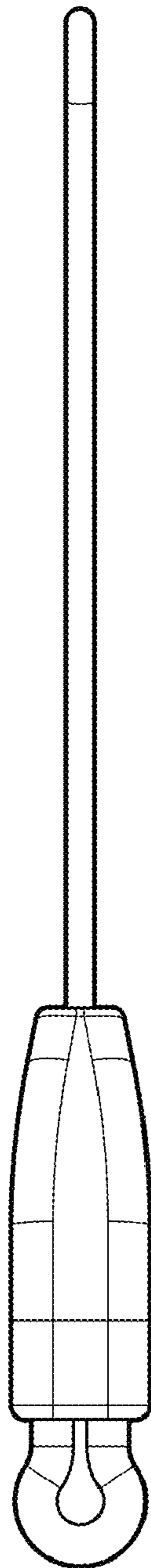


FIG. 4

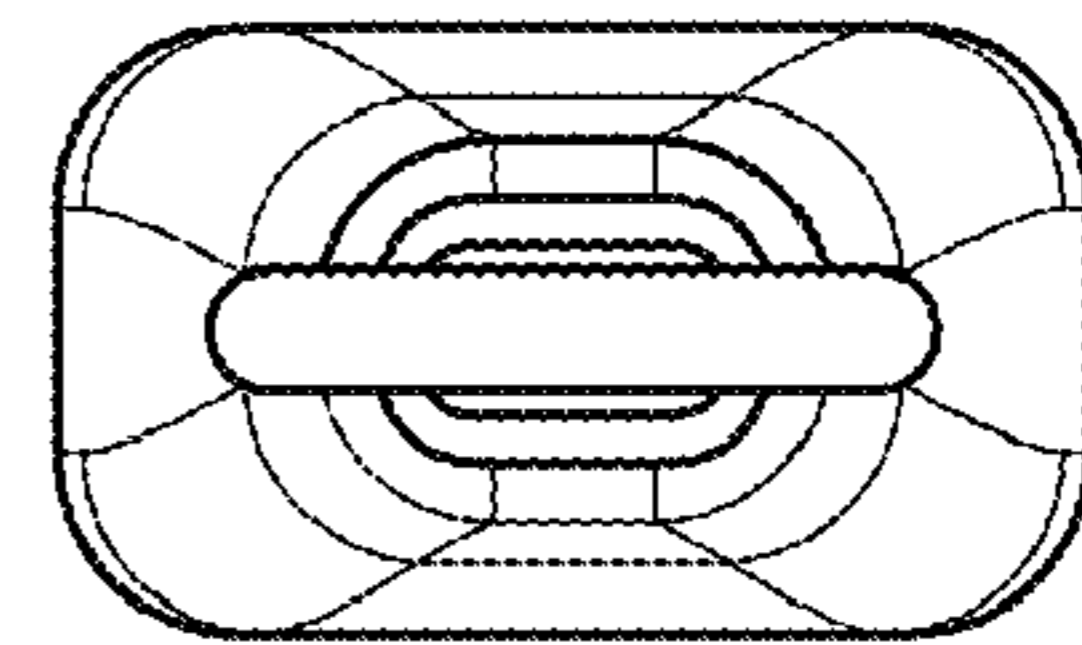


FIG. 5

