

US00D667745S

(12) **United States Design Patent**
Wu

(10) **Patent No.:** **US D667,745 S**

(45) **Date of Patent:** **** Sep. 25, 2012**

(54) **INDICATOR FOR ELEVATOR**

(75) Inventor: **Wei Wu**, Chiyoda-Ku (JP)

(73) Assignee: **Mitsubishi Electric Corporation**,
Tokyo (JP)

(**) Term: **14 Years**

(21) Appl. No.: **29/363,585**

(22) Filed: **Jun. 11, 2010**

(30) **Foreign Application Priority Data**

Dec. 14, 2009 (JP) 2009-029005

(51) **LOC (9) Cl.** **10-05**

(52) **U.S. Cl.** **D10/108**

(58) **Field of Classification Search** D10/108;
D13/162, 162.1; D14/371, 198, 383, 388-390;
187/389-391, 396-397, 380; D18/6-7
See application file for complete search history.

(56) **References Cited**

U.S. PATENT DOCUMENTS

D246,034 S *	10/1977	Sparks et al.	D10/106.1
D279,898 S *	7/1985	Morse	D14/247
D303,638 S *	9/1989	Andrews et al.	D10/106.1
D327,856 S *	7/1992	Loew et al.	D10/106.95
D350,747 S *	9/1994	McClendon	D14/150
D427,641 S *	7/2000	Palmer	D20/42

6,578,675 B2 *	6/2003	Wilson et al.	187/391
D493,816 S *	8/2004	Butler	D18/4.6
D533,894 S *	12/2006	Chan	D18/7
D563,806 S *	3/2008	Jeon	D10/65
D563,807 S *	3/2008	Jeon	D10/65
D577,703 S *	9/2008	Lee et al.	D14/138 G
D589,831 S *	4/2009	Friedli	D10/108
D589,832 S *	4/2009	Ogura et al.	D10/108
D601,052 S *	9/2009	Friedli	D10/108

* cited by examiner

Primary Examiner — George D Kirschbaum

(74) *Attorney, Agent, or Firm* — Sughrue Mion, PLLC

(57) **CLAIM**

The ornamental design for an indicator for elevator, as shown and described.

DESCRIPTION

FIG. 1 is a front, top and right side perspective view of an indicator for elevator, showing my new design;
FIG. 2 is a front elevational view thereof;
FIG. 3 is a rear elevational view thereof;
FIG. 4 is a left side elevational view thereof;
FIG. 5 is a right side elevational view thereof;
FIG. 6 is a top plan view thereof;
FIG. 7 is a bottom plan view thereof;
FIG. 8 is a cross-sectional view thereof; taken along line 8-8 of FIG. 2, with the internal system omitted; and,
FIG. 9 is a reference view showing the state in use.
The broken lines in all views are shown for illustrative purposes only and form no part of the claimed design.

1 Claim, 6 Drawing Sheets

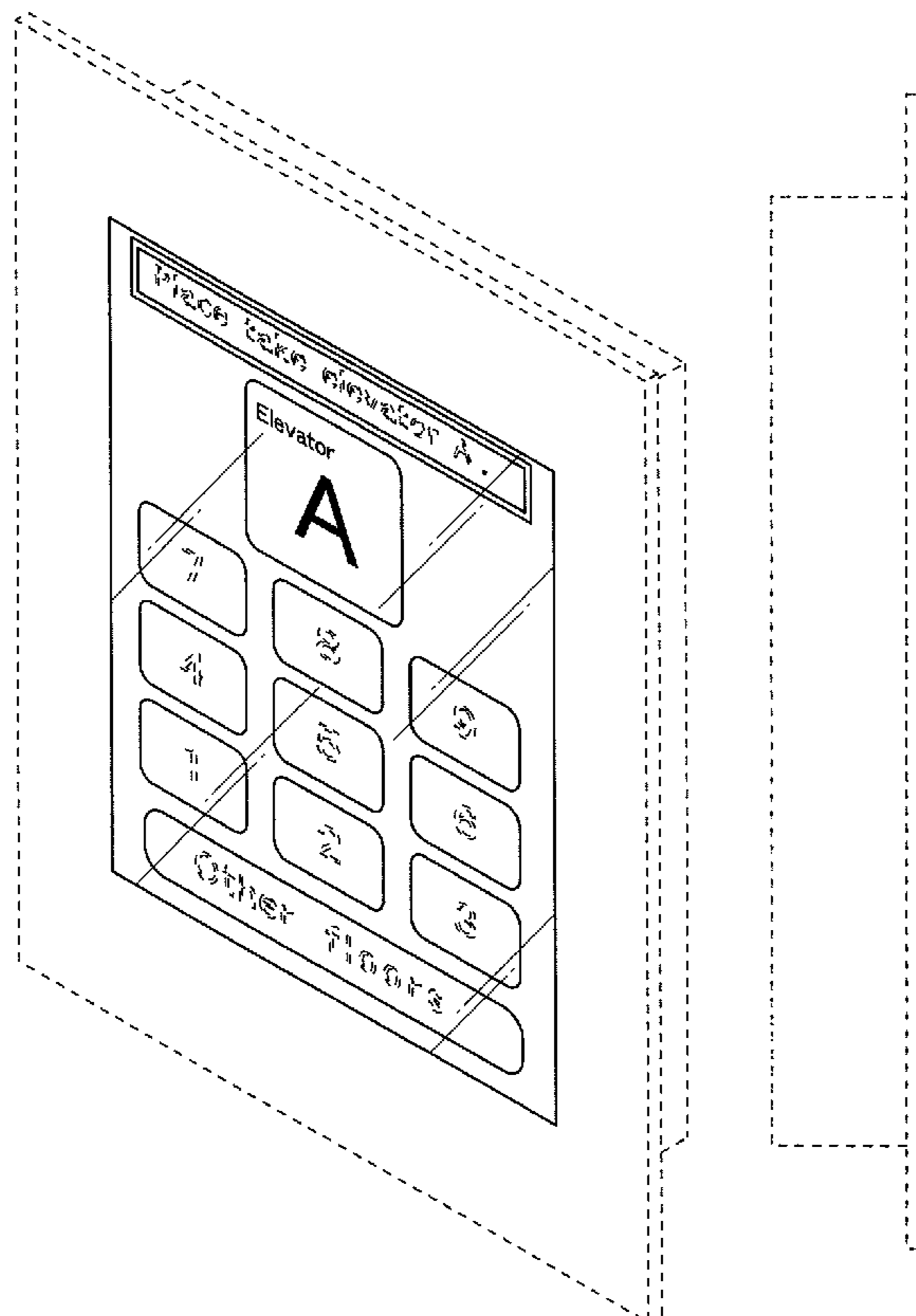


FIG. 1

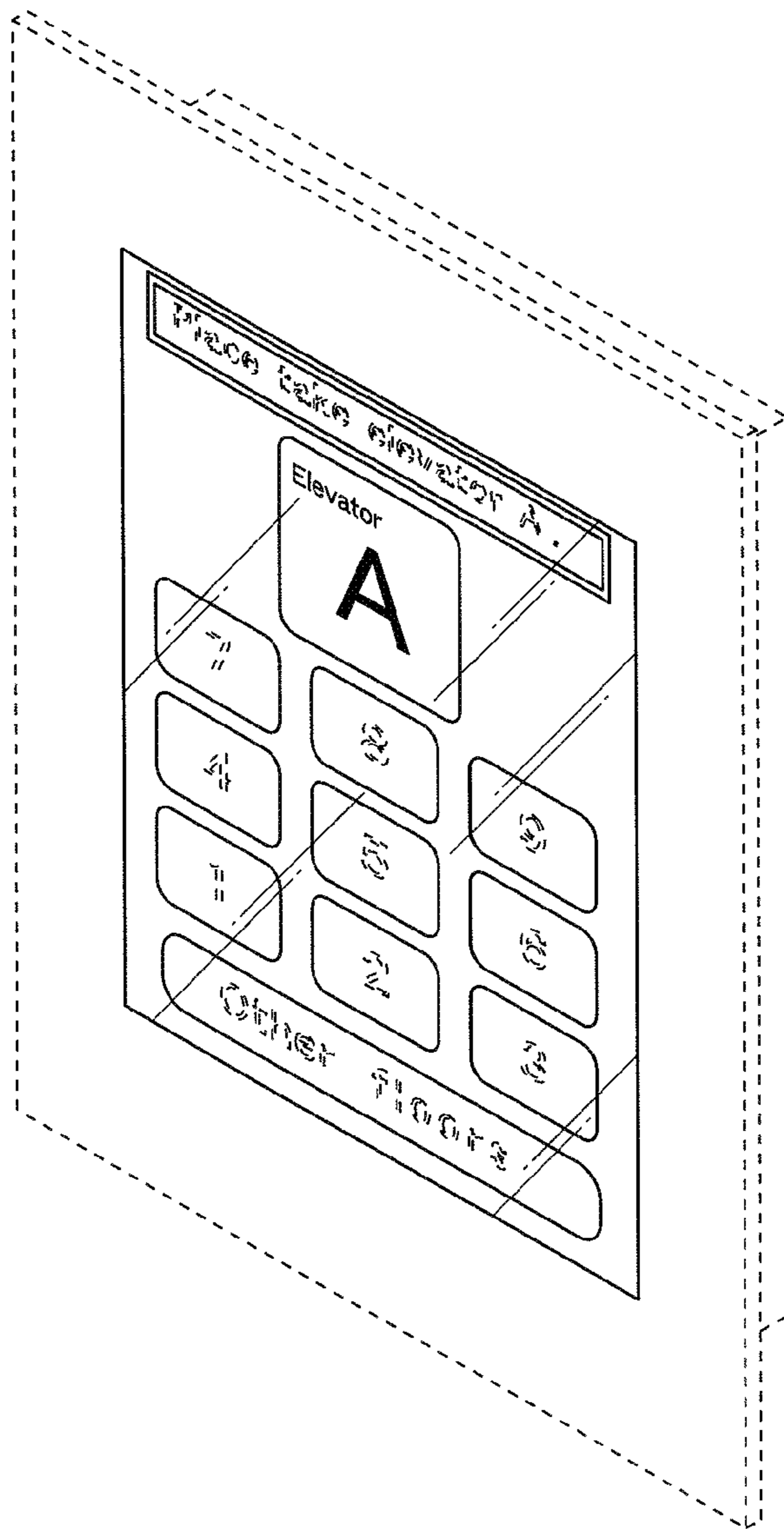
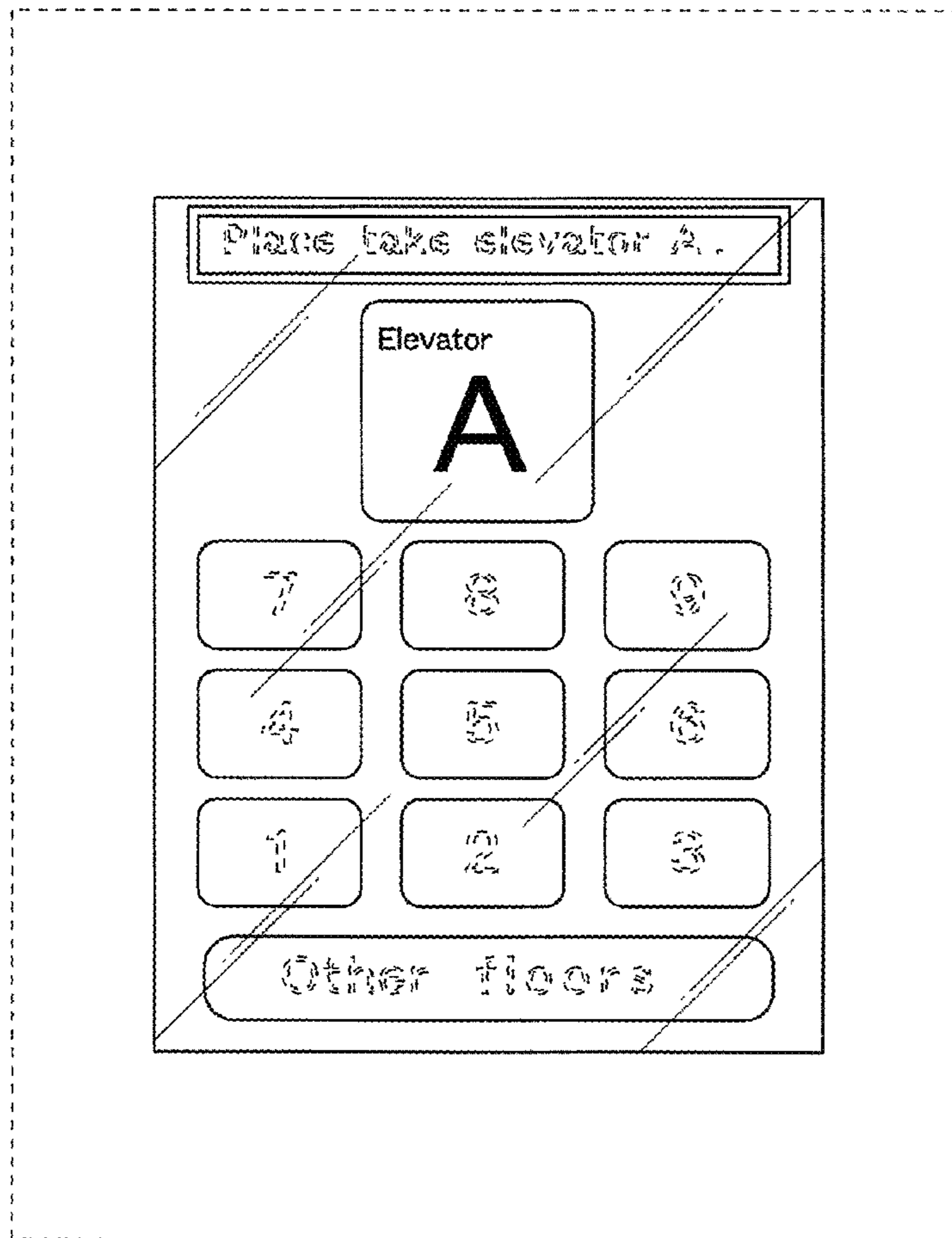


FIG.2

8 ←



8 ←

FIG.3




FIG.4




FIG.5




FIG.6



FIG.7

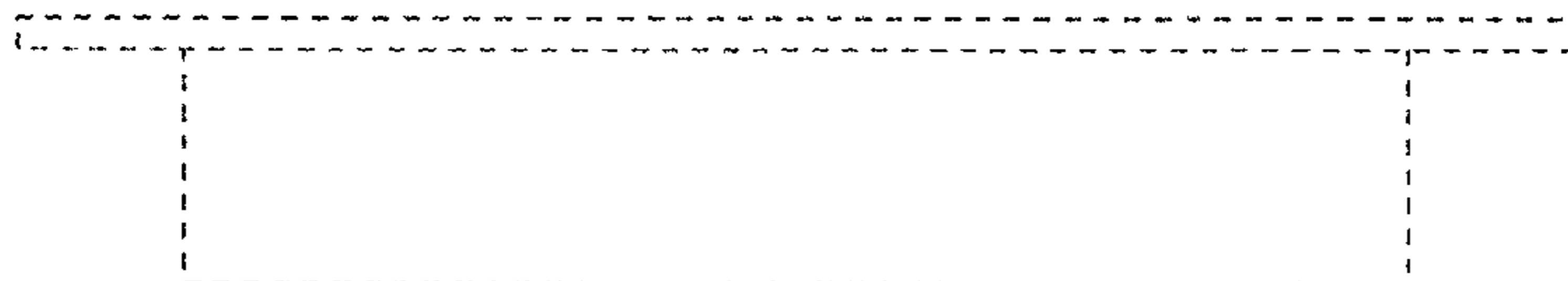


FIG.8

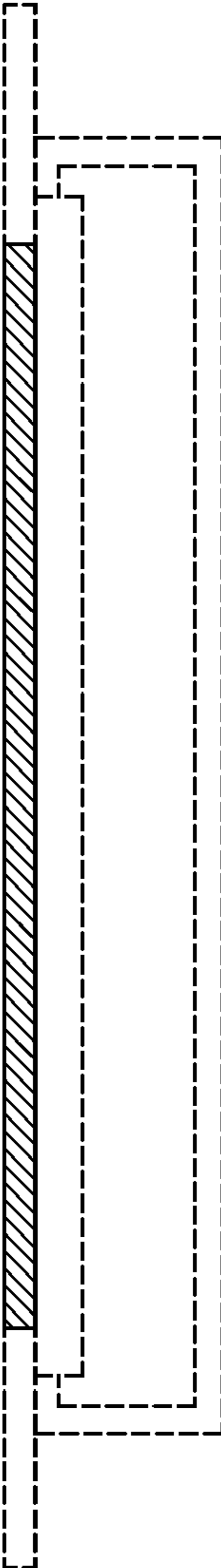


FIG.9

