



US00D667740S

(12) **United States Design Patent**  
**Leung**

(10) **Patent No.:** **US D667,740 S**

(45) **Date of Patent:** **\*\* Sep. 25, 2012**

(54) **THERMOSTAT**

(75) Inventor: **Chi Hung Leung**, Hong Kong (CN)

(73) Assignee: **Ecobee Inc.**, Toronto, ON (CA)

(\*\*) Term: **14 Years**

(21) Appl. No.: **29/407,467**

(22) Filed: **Nov. 29, 2011**

(51) **LOC (9) Cl.** ..... **10-04**

(52) **U.S. Cl.** ..... **D10/50**

(58) **Field of Classification Search** ..... D10/49-50;  
D13/162; 55/270, 274, 279, DIG. 7, DIG. 34;  
62/176.6, 125-130, 78, 180, 186; 73/23.2,  
73/23.34, 31.01, 31.02, 431, 170.16-170.19,  
73/170.21-170.25, 863.12, 29, 29.02, 335.01-335.14;  
236/46 R, 47, 94, 44 C, 44 R, 49.3, 44 A,  
236/96; 337/112, 327, 360; 340/602, 627,  
340/632, 634; 361/346; 364/141, 146, 147,  
364/188, 420, 557; 454/229, 239, 256, 257,  
454/258; 700/18, 159, 181

See application file for complete search history.

(56) **References Cited**

U.S. PATENT DOCUMENTS

D361,286 S 8/1995 Smith et al.  
D365,029 S 12/1995 Gaskell et al.  
D385,202 S 10/1997 Carlson

D394,220 S 5/1998 Morrow et al.  
D413,073 S 8/1999 Brechbill et al.  
D418,762 S 1/2000 Dushane et al.  
D489,010 S 4/2004 Stauffer  
D498,684 S 11/2004 Friedman  
D498,685 S 11/2004 Friedman  
D551,577 S 9/2007 Barton et al.  
D580,801 S \* 11/2008 Takach et al. .... D10/50  
D585,777 S 2/2009 Li  
D590,730 S 4/2009 Simard et al.  
D614,976 S 5/2010 Skafdrup et al.

\* cited by examiner

*Primary Examiner* — Antoine D Davis

(74) *Attorney, Agent, or Firm* — GFD Patents LLC; Gerald F. Dudding

(57) **CLAIM**

The ornamental design for a thermostat, as shown and described.

**DESCRIPTION**

FIG. 1 is a perspective view of a thermostat showing a new design;

FIG. 2 is a front view thereof;

FIG. 3 is a rear view thereof;

FIG. 4 is a top plan view thereof;

FIG. 5 is a bottom plan view thereof;

FIG. 6 is a side plan view thereof; and,

FIG. 7 is another side plan view thereof.

**1 Claim, 5 Drawing Sheets**

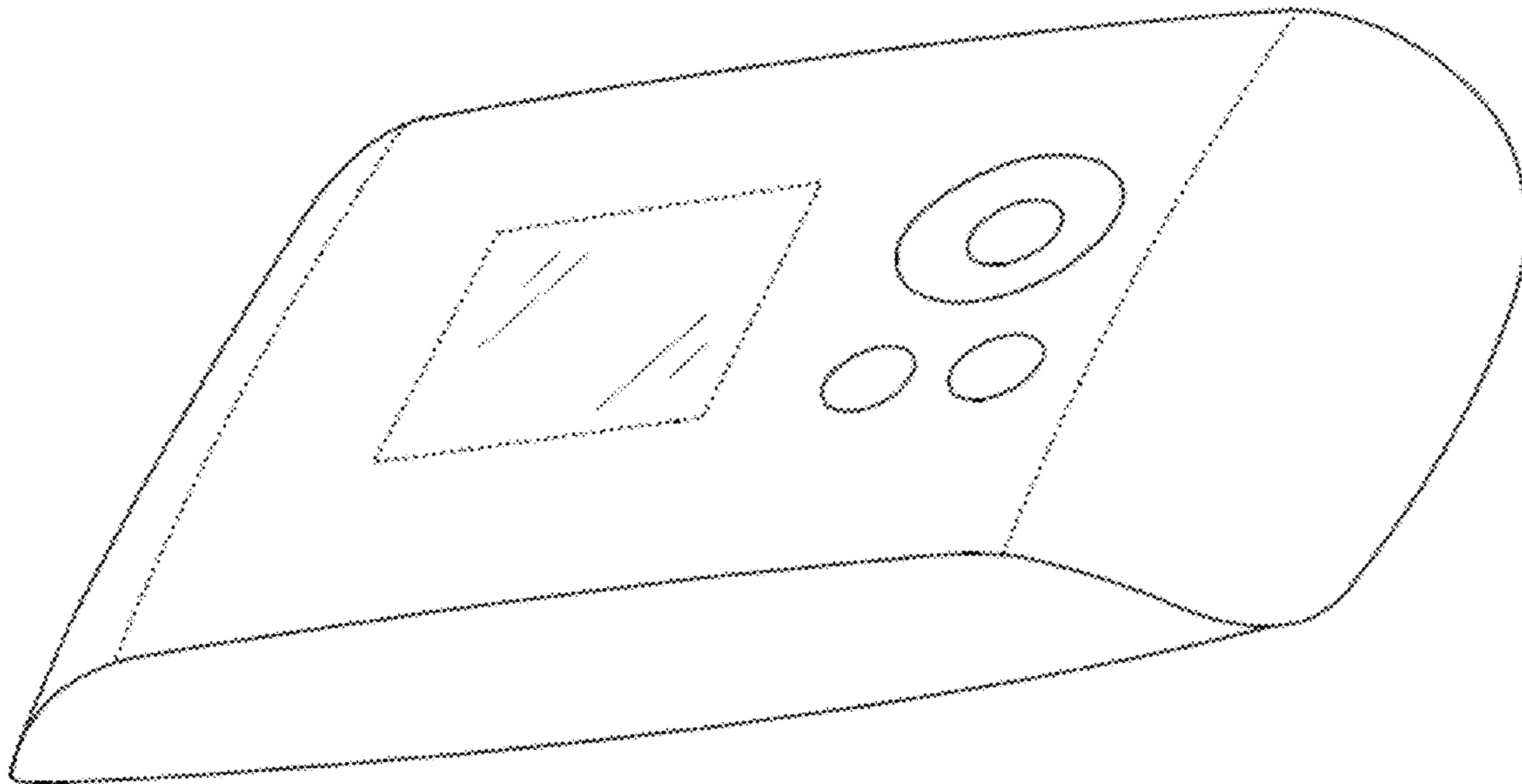


FIG. 1

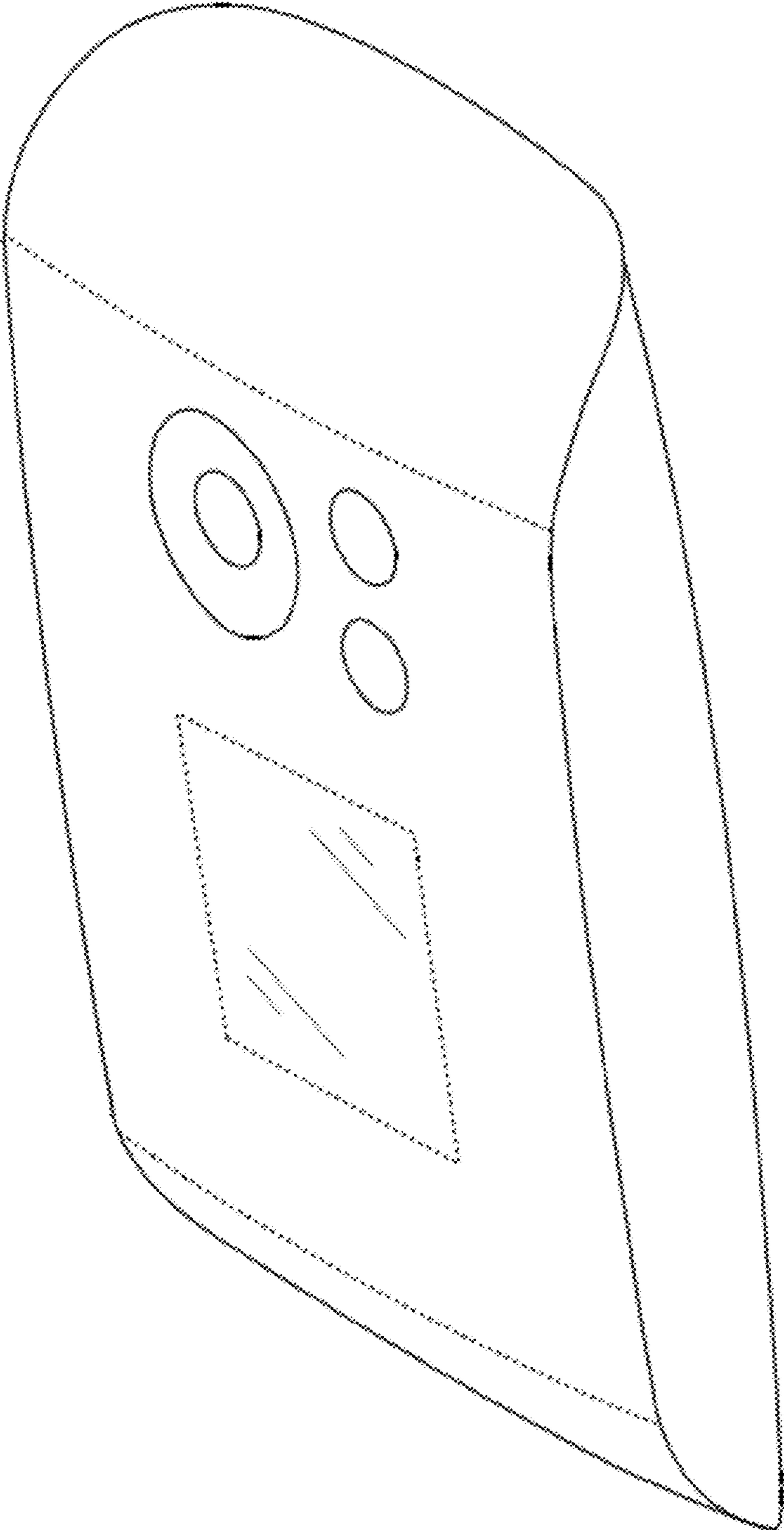
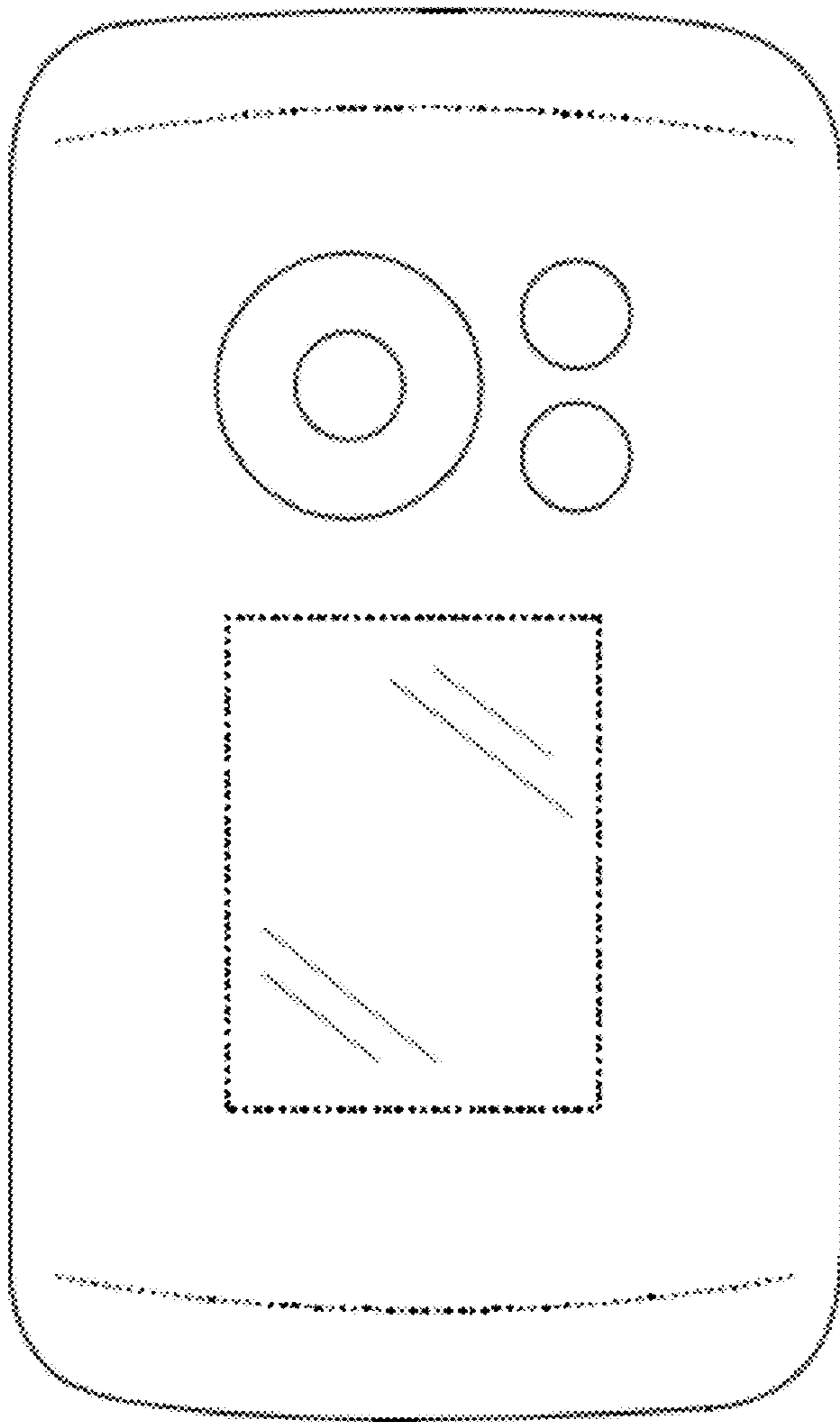


FIG. 2



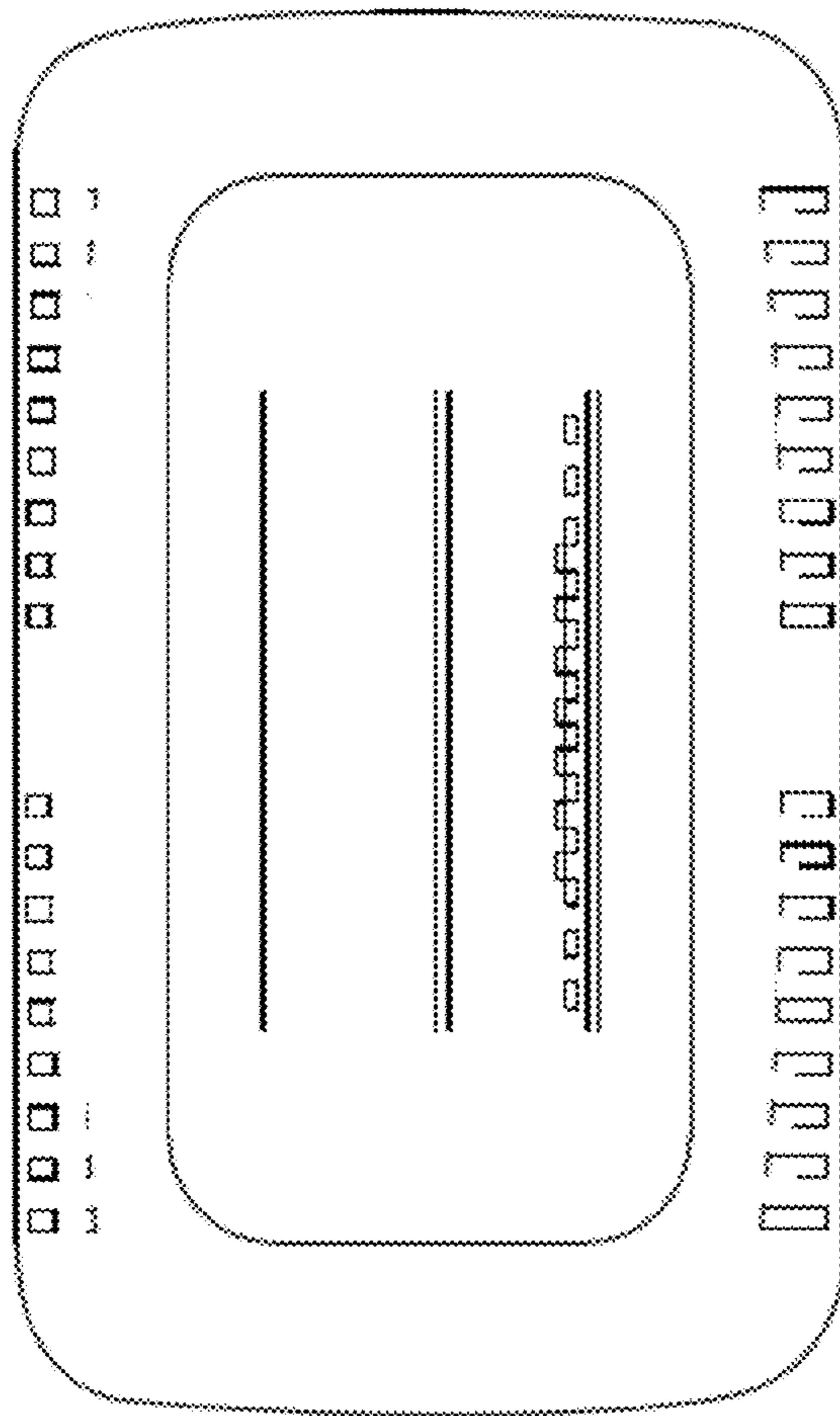


FIG. 3

Fig. 4

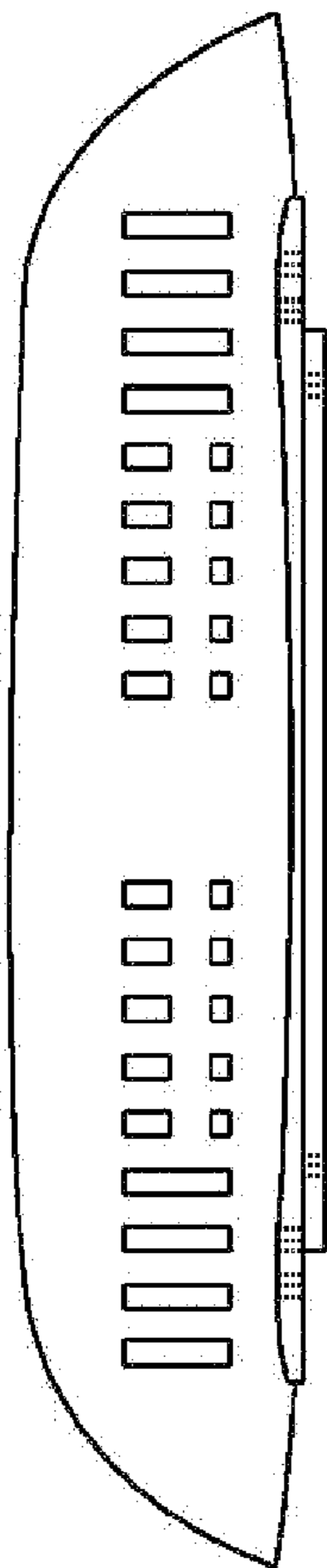
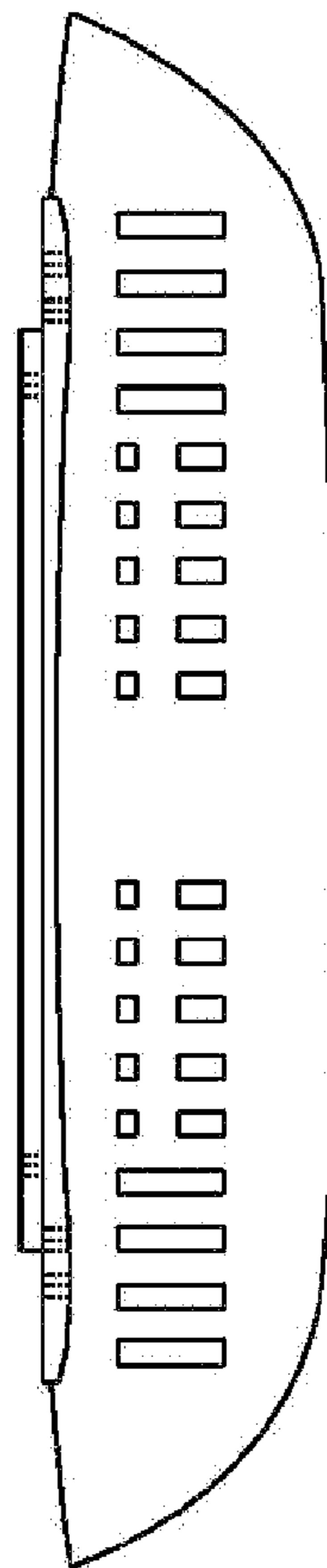


Fig. 5






Fig. 7




Fig. 6