

US00D667719S

(12) **United States Design Patent**
Wong

(10) **Patent No.:** **US D667,719 S**

(45) **Date of Patent:** **** Sep. 25, 2012**

(54) **CARD WITH CORD-WINDING FUNCTIONS**

(75) Inventor: **Yau Hing Wong**, New Territories (HK)

(73) Assignee: **Pro-A Innovation Limited**, New Territories (HK)

(**) Term: **14 Years**

(21) Appl. No.: **29/406,534**

(22) Filed: **Nov. 16, 2011**

(51) **LOC (9) Cl.** **08-05**

(52) **U.S. Cl.** **D8/356**

(58) **Field of Classification Search** D8/356,
D8/353, 349, 354, 360.1; 24/115 R, 115 H,
24/336, 339

See application file for complete search history.

(56) **References Cited**

U.S. PATENT DOCUMENTS

278,097	A *	5/1883	Collins	24/129 B
1,065,190	A *	6/1913	Tobin	439/450
1,161,559	A *	11/1915	Scott	24/570
3,736,925	A *	6/1973	Erman	606/204.35
D284,299	S *	6/1986	Auerbach et al.	D22/143
D289,008	S *	3/1987	Hamel	D8/356

D347,989	S *	6/1994	DeWard	D8/358
D372,188	S *	7/1996	Van Dyke	D8/358
D576,867	S *	9/2008	Kretz	D8/356
D630,497	S *	1/2011	Allina et al.	D8/356
D640,530	S *	6/2011	Perez	D8/356

* cited by examiner

Primary Examiner — Cynthia Underwood

(57) **CLAIM**

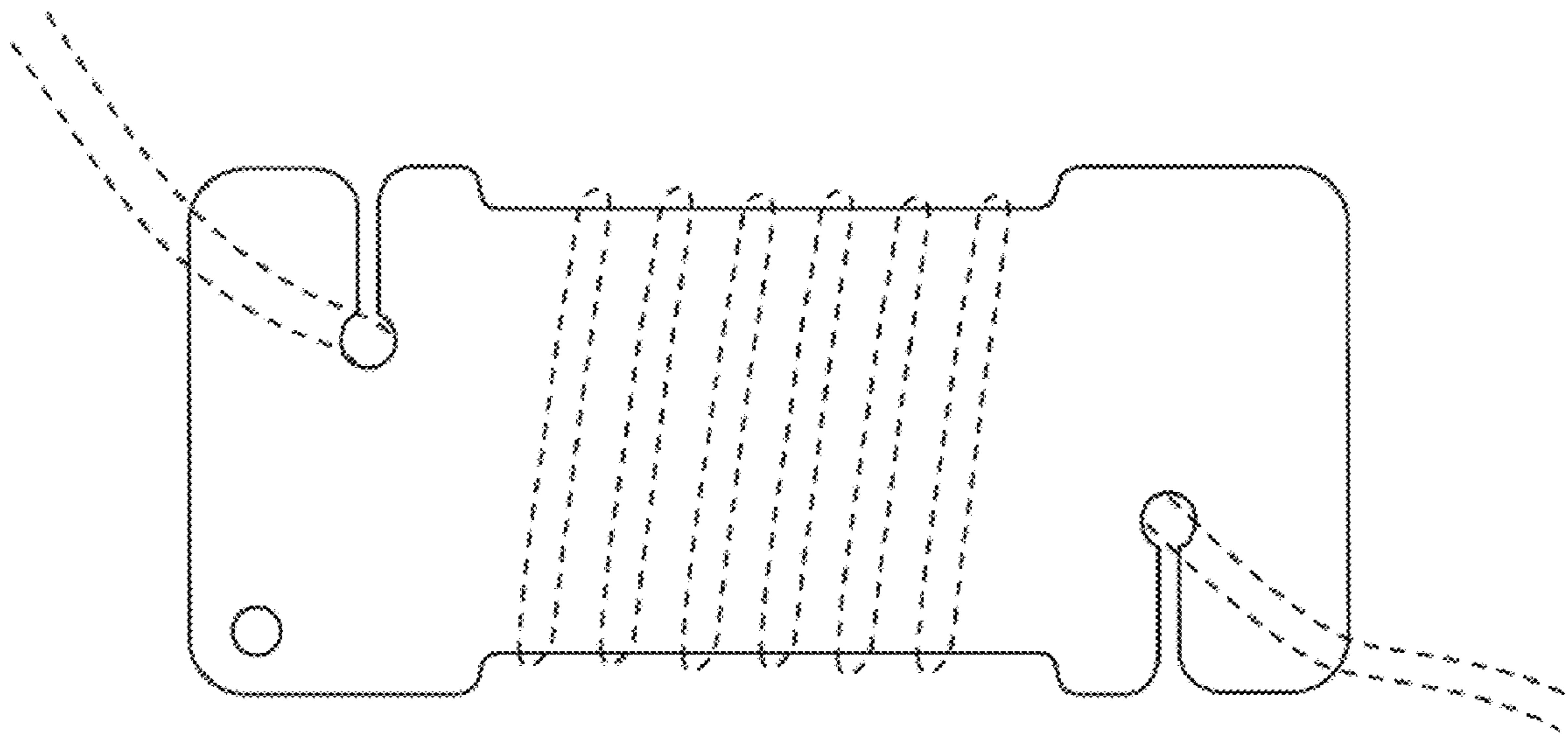
The ornamental design for a card with cord-winding functions, as shown and described.

DESCRIPTION

FIG. 1 is a front elevational view of a card with cord-winding functions showing my new design; FIG. 2 is a rear elevational view thereof; FIG. 3 is a top plan view thereof; FIG. 4 is a bottom plan view thereof; FIG. 5 is a left side view thereof; FIG. 6 is a right side view thereof; FIG. 7 is a perspective view thereof; and, FIG. 8 is a front elevational view of the design with a cord wound thereon.

The dotted lines shown in FIG. 8 form no part of the claimed design.

1 Claim, 1 Drawing Sheet



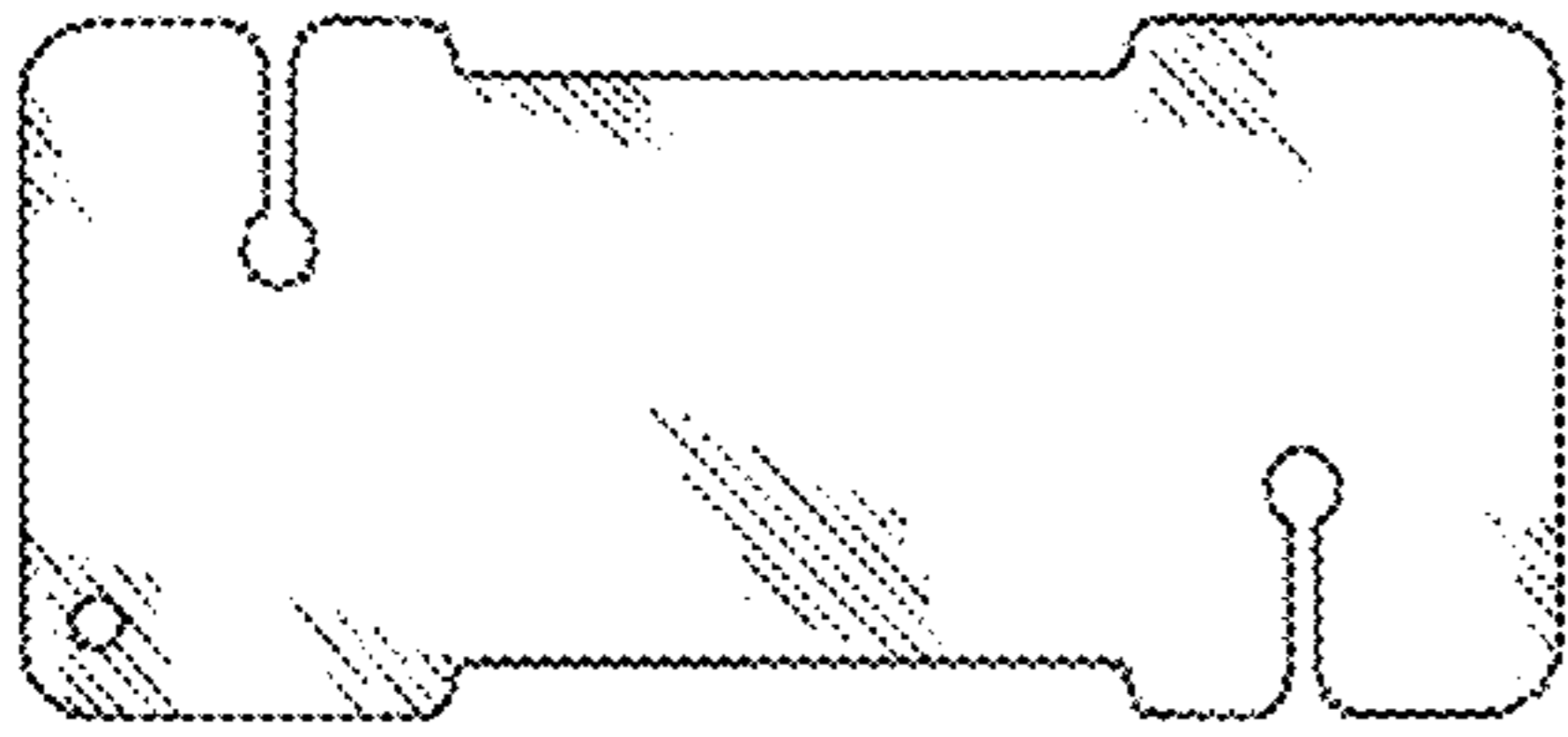


FIG. 1

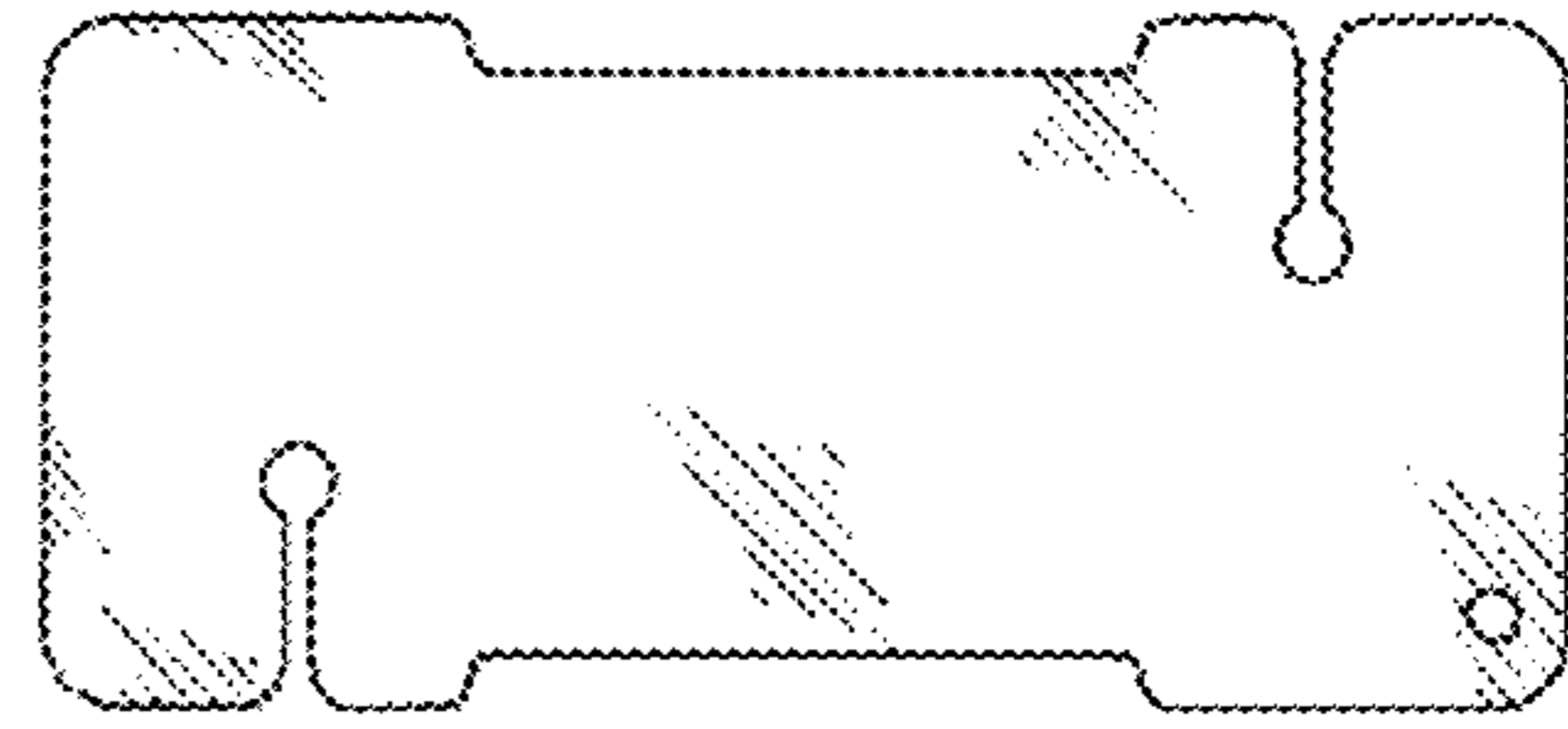


FIG. 2



FIG. 3




FIG. 4



FIG. 5



FIG. 6

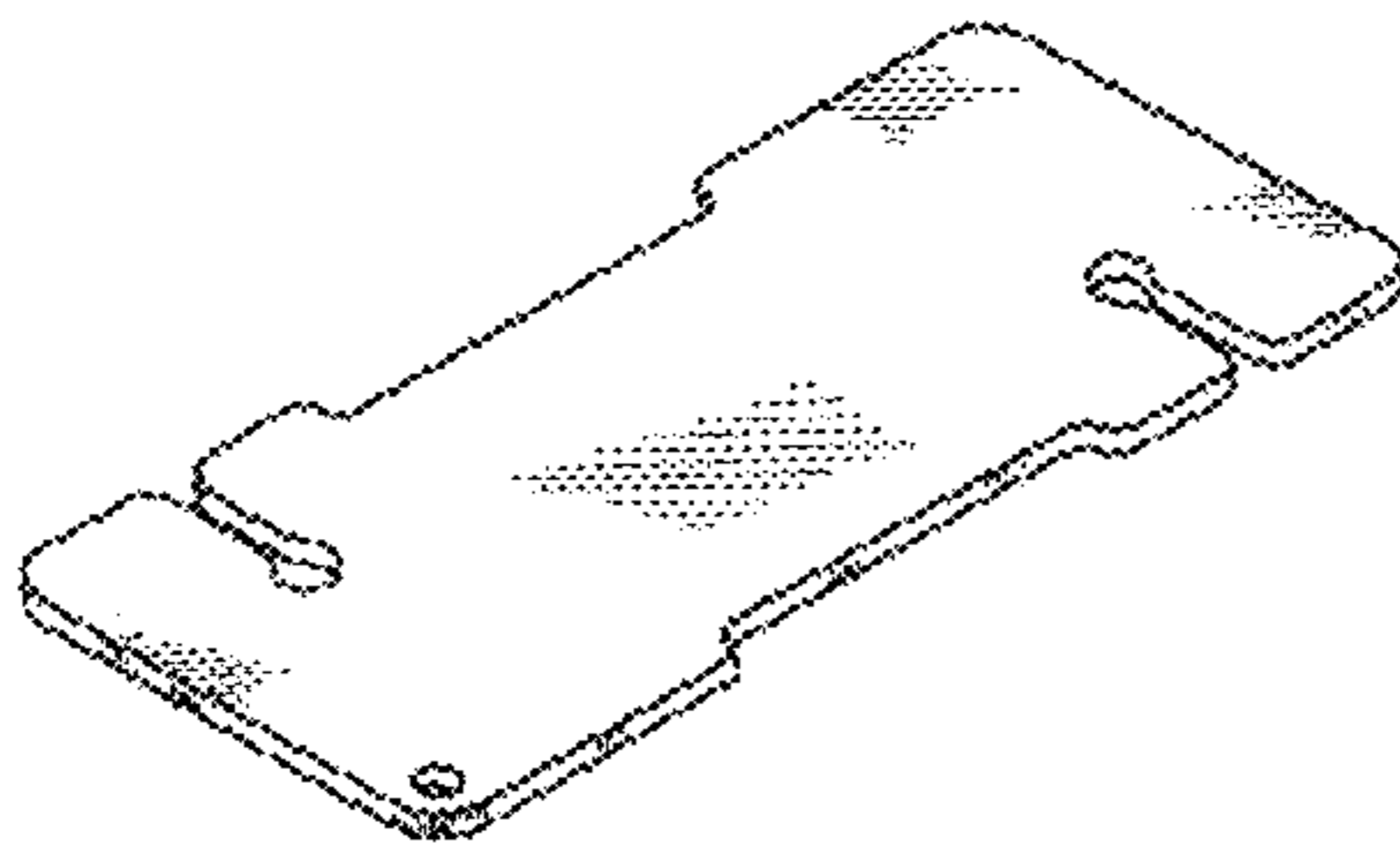


FIG. 7

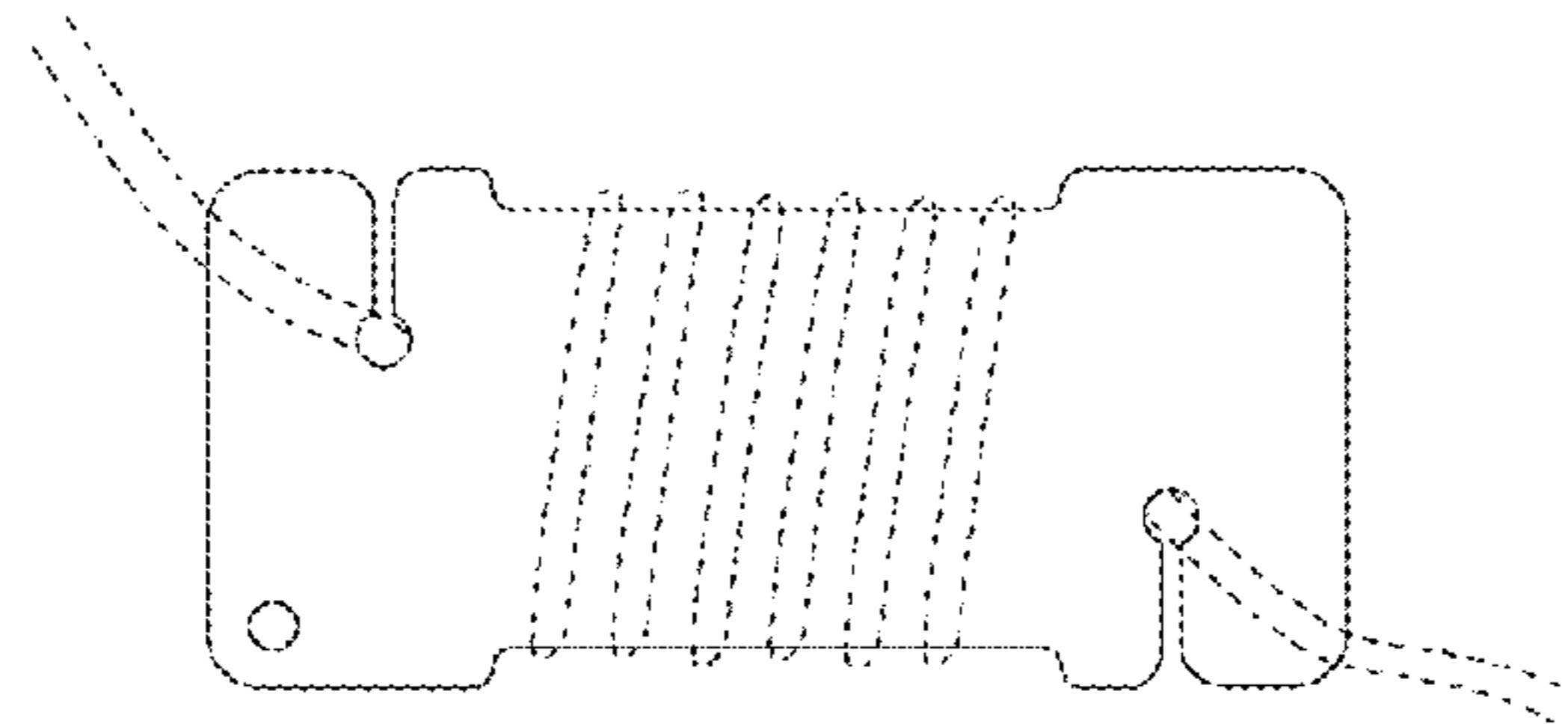


FIG. 8