



US00D667714S

(12) **United States Design Patent**
Ortiz

(10) **Patent No.:** **US D667,714 S**

(45) **Date of Patent:** **** Sep. 25, 2012**

(54) **COMPOSITE PRY BAR**

(75) Inventor: **Ronald J. Ortiz**, Granada Hills, CA
(US)

(73) Assignee: **Nupla Corporation**, Sun Valley, CA
(US)

(**) Term: **14 Years**

(21) Appl. No.: **29/408,374**

(22) Filed: **Dec. 12, 2011**

(51) **LOC (9) Cl.** **08-05**

(52) **U.S. Cl.** **D8/89; D8/14**

(58) **Field of Classification Search** D8/14,
D8/31, 47, 76, 80-81, 88-89, 105, 107; 7/166-167;
254/18, 21, 25, 129-131

See application file for complete search history.

(56) **References Cited**

U.S. PATENT DOCUMENTS

D58,502	S *	7/1921	Peck	D8/47
2,024,136	A *	12/1935	Bardwell	30/168
D134,799	S *	1/1943	Taylor	D8/31
D271,372	S *	11/1983	Fortune	D8/88
D302,515	S *	8/1989	Kandel	D8/81
D302,780	S *	8/1989	Himbert et al.	D8/47
D354,663	S *	1/1995	Clark et al.	D8/47
5,832,651	A *	11/1998	Arntz	43/5
6,671,913	B2 *	1/2004	Wozniak	7/138

D487,559	S *	3/2004	Callander	D8/47
D495,567	S *	9/2004	Gontar	D8/1
D511,003	S *	10/2005	Sliwa, Jr.	D24/147
D516,405	S *	3/2006	Saunders	D8/107
D561,543	S *	2/2008	Callander	D8/14
D593,835	S *	6/2009	Good	D8/89
7,735,172	B2 *	6/2010	Newton et al.	7/166
D625,982	S *	10/2010	Oyama	D8/76
D654,341	S *	2/2012	Hantke et al.	D8/89
2010/0314593	A1 *	12/2010	Fan	254/25

* cited by examiner

Primary Examiner — Philip S Hyder

Assistant Examiner — Roselynn Cody

(74) *Attorney, Agent, or Firm* — Kelly & Kelley, LLP

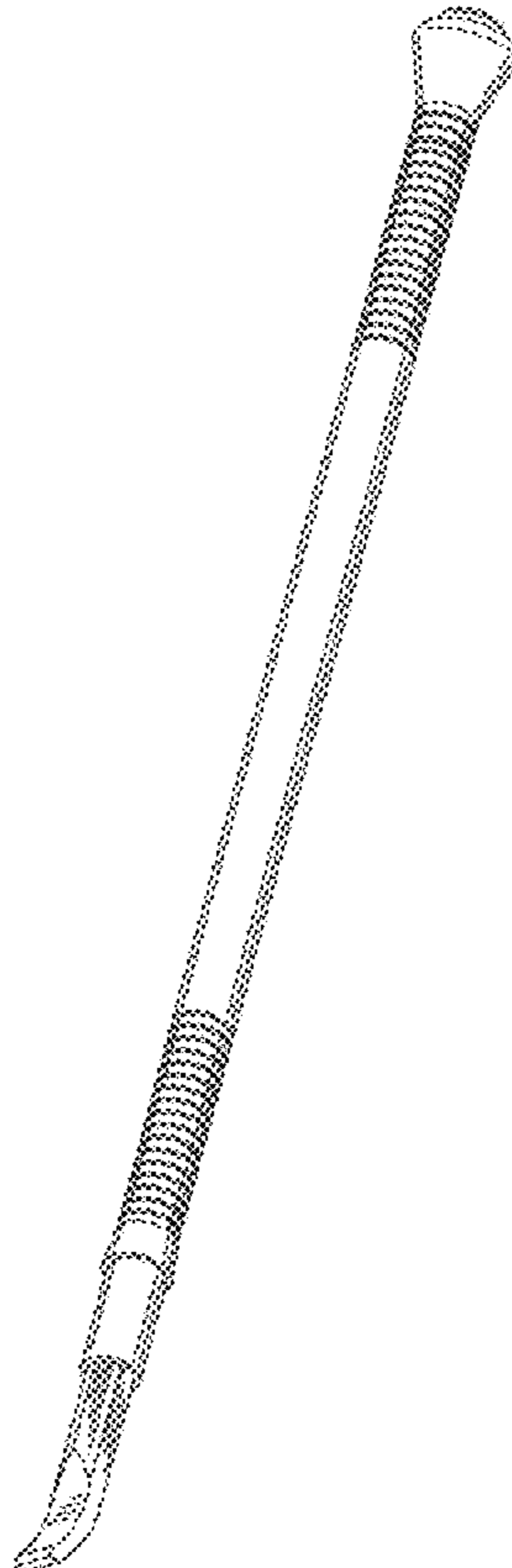
(57) **CLAIM**

The ornamental design for a composite pry bar, as shown and described.

DESCRIPTION

FIG. 1 is a front and left-side perspective view of a composite pry bar embodying my new design;
FIG. 2 is a front elevational view thereof;
FIG. 3 is a rear elevational view thereof;
FIG. 4 is a left-side elevational view thereof, the right-side elevational view being a mirror image;
FIG. 5 is a top plan view thereof; and,
FIG. 6 is a bottom plan view thereof.

1 Claim, 1 Drawing Sheet



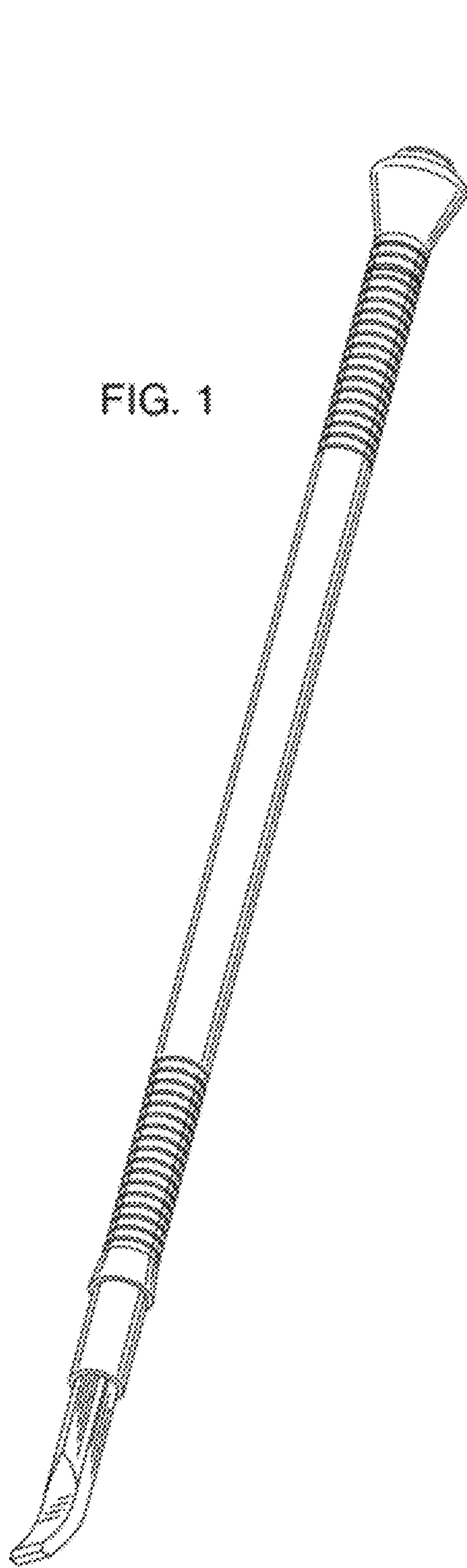


FIG. 1




FIG. 2




FIG. 3




FIG. 4

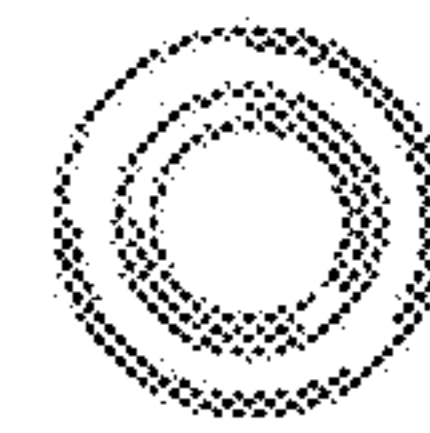


FIG. 5

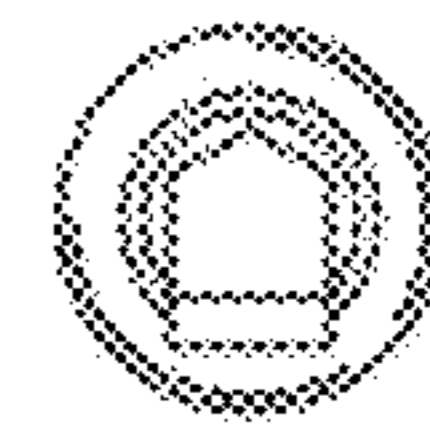


FIG. 6