

US00D667696S

(12) **United States Design Patent**  
**Shimizu et al.**

(10) **Patent No.:** **US D667,696 S**  
(45) **Date of Patent:** **\*\* Sep. 25, 2012**

(54) **PLATE**

(75) Inventors: **Nobutaka Shimizu**, Tokyo (JP); **Koji Hanya**, Tokyo (JP); **Ryoichi Kanno**, Tokyo (JP)

(73) Assignee: **Nippon Steel Corporation**, Tokyo (JP)

(\*\*) Term: **14 Years**

(21) Appl. No.: **29/407,944**

(22) Filed: **Dec. 5, 2011**

(30) **Foreign Application Priority Data**

Jun. 7, 2011 (JP) ..... 2011-012907

(51) **LOC (9) Cl.** ..... **07-01**

(52) **U.S. Cl.** ..... **D7/587**; D25/138; D14/441

(58) **Field of Classification Search** ..... D7/585, D7/554.3, 553.1, 586, 500, 550.1, 587; D9/424, D9/426, 432, 433, 755; 206/511, 503, 512; 52/579, 199, 523, 544, 98, 521, 90.1; D25/138, D25/102, 141, 144; 248/222.12, 225.11; 428/122, 126, 130; 404/19; D14/257, 308, D14/353, 432, 441, 448, 464, 471, 483, 299  
See application file for complete search history.

(56) **References Cited**

**U.S. PATENT DOCUMENTS**

D384,275 S *	9/1997	DuBois et al.	.....	D9/755
D419,148 S *	1/2000	Foslien et al.	.....	D14/441
D451,208 S *	11/2001	Falconer	.....	D25/113
D493,465 S *	7/2004	Dearborn et al.	.....	D14/432
D497,212 S *	10/2004	Poliacek et al.	.....	D25/138
D500,502 S *	1/2005	Davis	.....	D14/441
D504,525 S *	4/2005	Mock	.....	D25/138
7,160,052 B2 *	1/2007	Weiss et al.	.....	404/34
D586,208 S *	2/2009	Evans	.....	D9/432
D607,585 S *	1/2010	Larson	.....	D25/138

D623,316 S *	9/2010	Moore	.....	D25/138
D634,861 S *	3/2011	Whittier et al.	.....	D25/138
D643,547 S *	8/2011	Justin	.....	D25/138
D645,980 S *	9/2011	Schrom et al.	.....	D25/113
D647,807 S *	11/2011	Golota et al.	.....	D9/737
D654,600 S *	2/2012	Devine et al.	.....	D25/138
2003/0024192 A1 *	2/2003	Spargur	.....	52/309.4

**FOREIGN PATENT DOCUMENTS**

JP	1390344 S	6/2010
JP	D1390344 S	6/2010

**OTHER PUBLICATIONS**

Russian Office Action dated Jun. 20, 2012, issued in corresponding Russian Design Application No. 2011503764.  
Russian Office Action dated Jun. 20, 2012, issued in corresponding Russian Design Application No. 2011503763.

\* cited by examiner

*Primary Examiner* — Cynthia Underwood

(74) *Attorney, Agent, or Firm* — Sughrue Mion, PLLC

(57) **CLAIM**

The ornamental design for a plate, as shown and described.

**DESCRIPTION**

FIG. 1 is a perspective view of a plate.  
FIG. 2 is a front elevation view thereof. A rear view is omitted because it is identical with the front elevation view.  
FIG. 3 is a left side elevation view thereof. A right side elevation view is omitted because it is identical with the left side elevation view.  
FIG. 4 is a top plan view thereof.  
FIG. 5 is a bottom plan view thereof; and,  
FIG. 6 is a cross-sectional view thereof taken along line 6-6 in FIG. 4.

The broken lines which define the bounds of the claimed design form no part thereof.

**1 Claim, 6 Drawing Sheets**

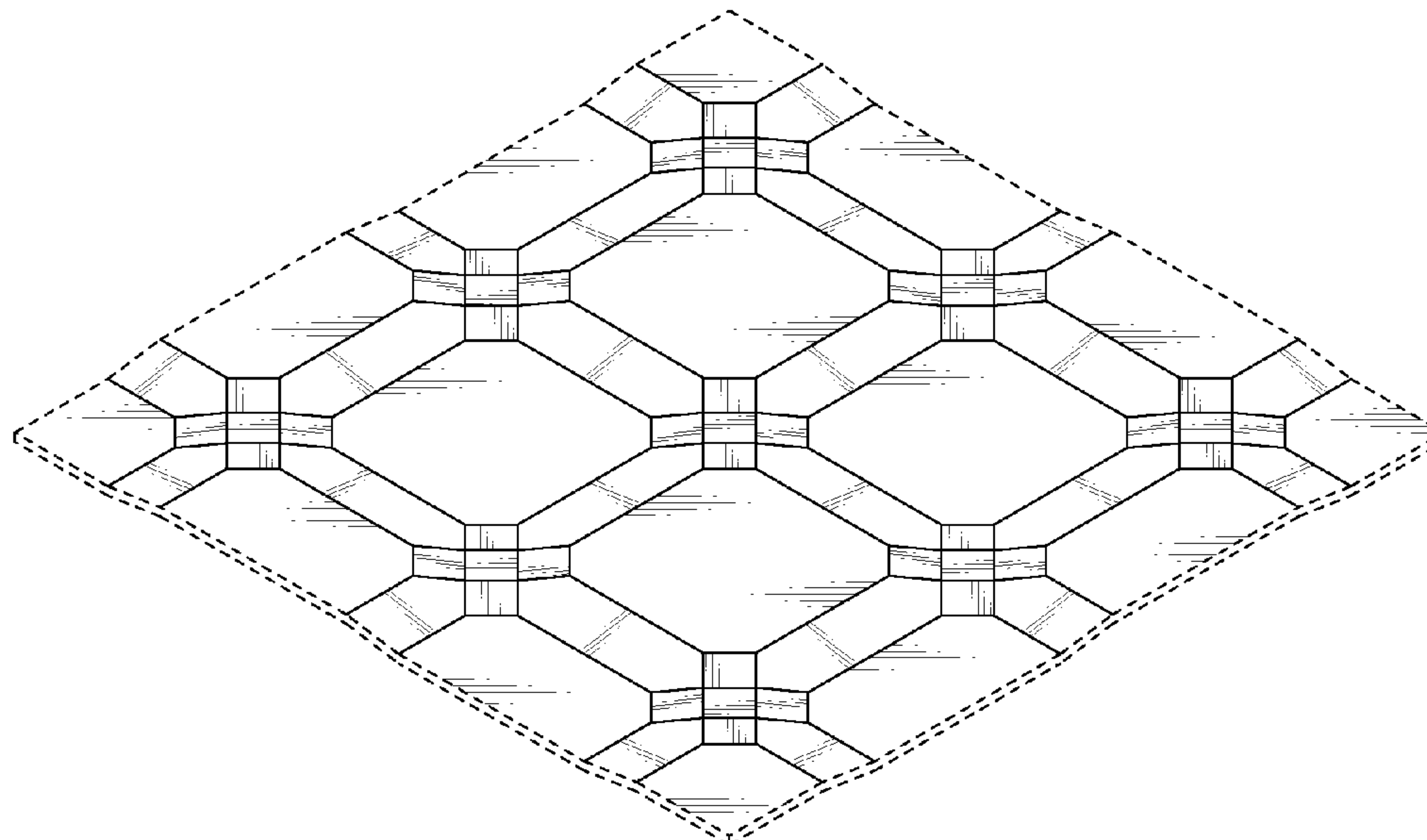


FIG. 1

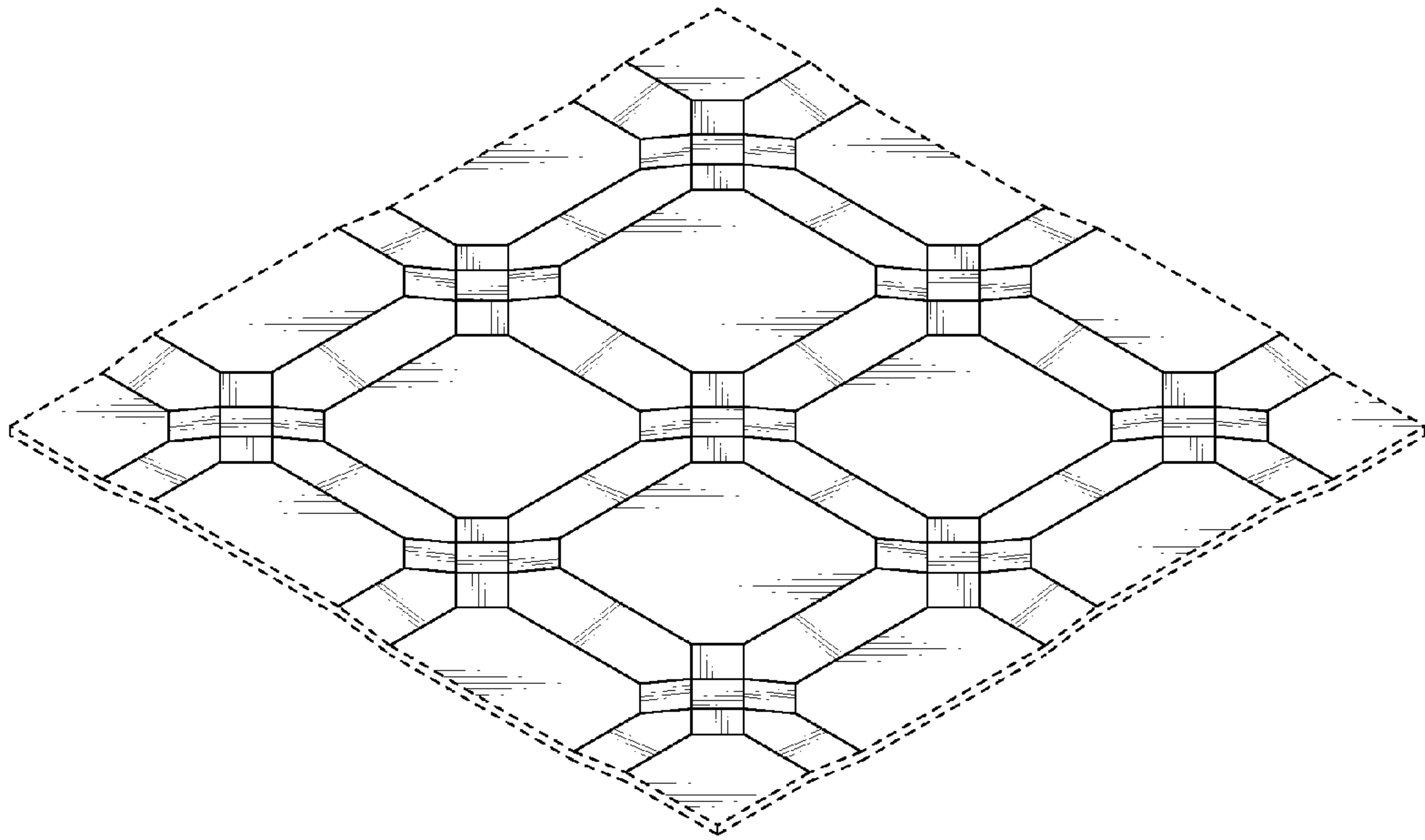


FIG. 2




FIG. 3




FIG. 4

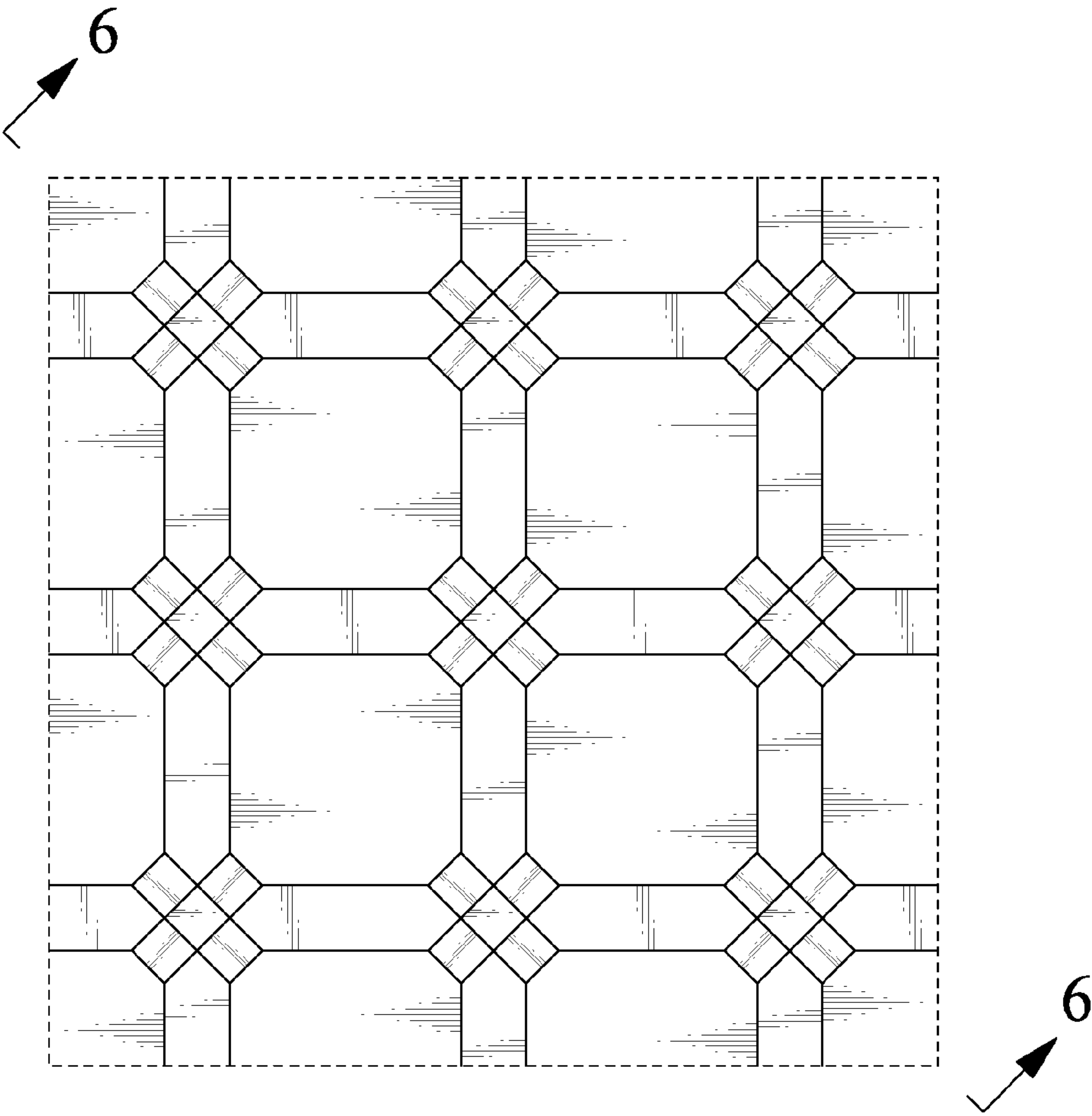


FIG. 5

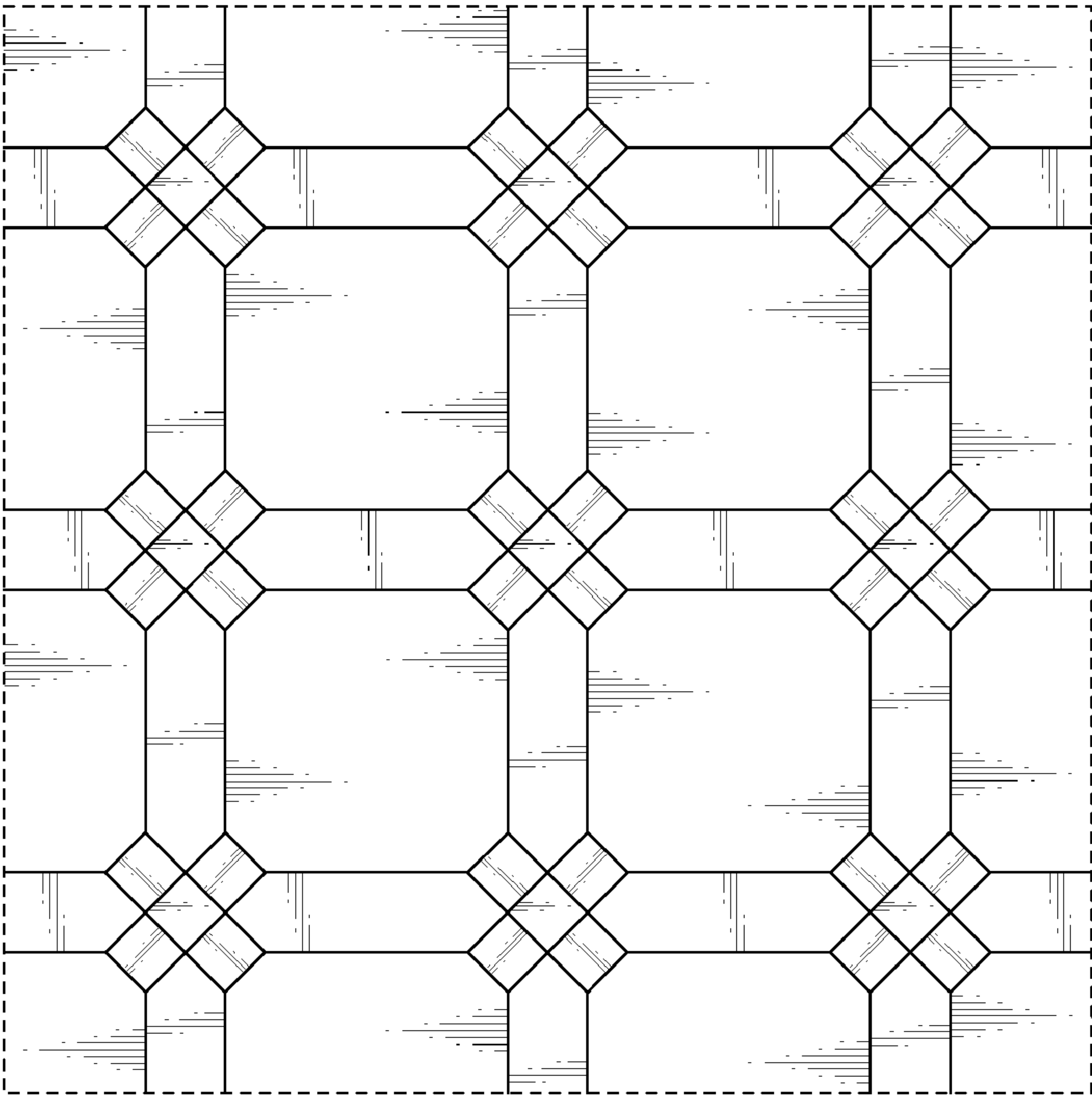


FIG. 6

