



US00D667690S

(12) **United States Design Patent**
Rae

(10) **Patent No.:** **US D667,690 S**

(45) **Date of Patent:** **** Sep. 25, 2012**

(54) **COOKWARE ELONGATED SIDE HANDLE**

(75) Inventor: **Robert A. Rae**, Las Vegas, NV (US)

(73) Assignee: **Meyer Intellectual Properties Limited**
(VG)

(**) Term: **14 Years**

(21) Appl. No.: **29/412,152**

(22) Filed: **Jan. 31, 2012**

(51) **LOC (9) Cl.** **07-02**

(52) **U.S. Cl.** **D7/395**

(58) **Field of Classification Search** D7/354-361,
D7/393-395, 401.2, 664; D8/107, 300, 303,
D8/307, 313, 321; D4/138, 129; 16/421,
16/430, 431, 110.1, 407; 220/573.1-573.5,
220/752, 753, 755, 756, 759, 767, 771, 912
See application file for complete search history.

(56) **References Cited**

U.S. PATENT DOCUMENTS

D429,950 S *	8/2000	Yu et al.	D7/395
D444,347 S *	7/2001	LoGiudice	D7/395
D555,424 S *	11/2007	Rae	D7/395
D555,425 S *	11/2007	Rae	D7/395
D560,428 S *	1/2008	Prakasa	D7/395
D560,429 S *	1/2008	Prakasa	D7/395

D575,982 S *	9/2008	Rae	D7/393
D593,794 S *	6/2009	Rae	D7/395
D596,897 S *	7/2009	Tetreault et al.	D7/395
D618,052 S *	6/2010	Rae	D7/395
D630,055 S *	1/2011	Rae	D7/395
D644,486 S *	9/2011	Groll	D7/395
D658,004 S *	4/2012	Rae	D7/395

* cited by examiner

Primary Examiner — Cynthia M Chin

(74) *Attorney, Agent, or Firm* — Edward S. Sherman

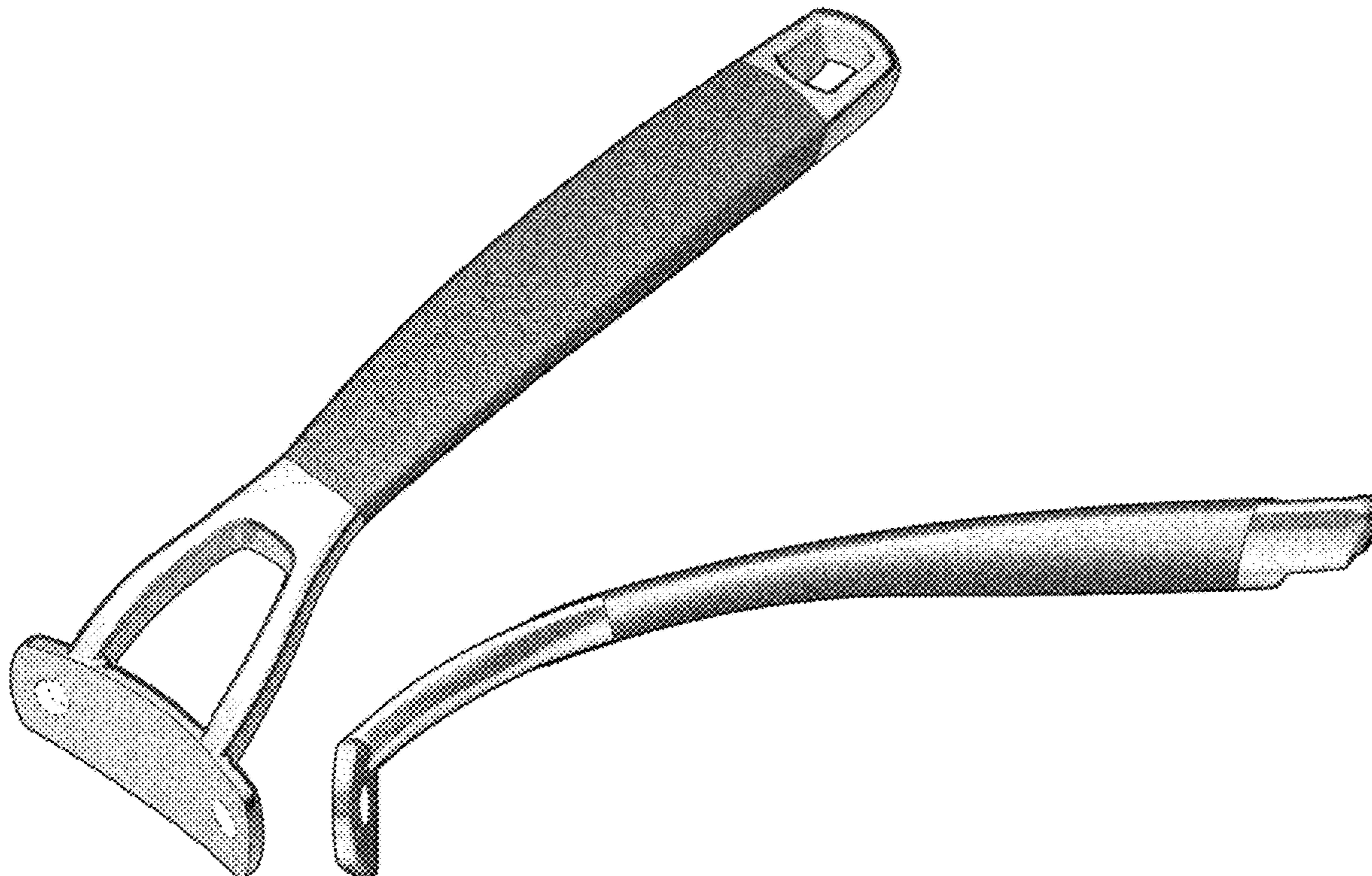
(57) **CLAIM**

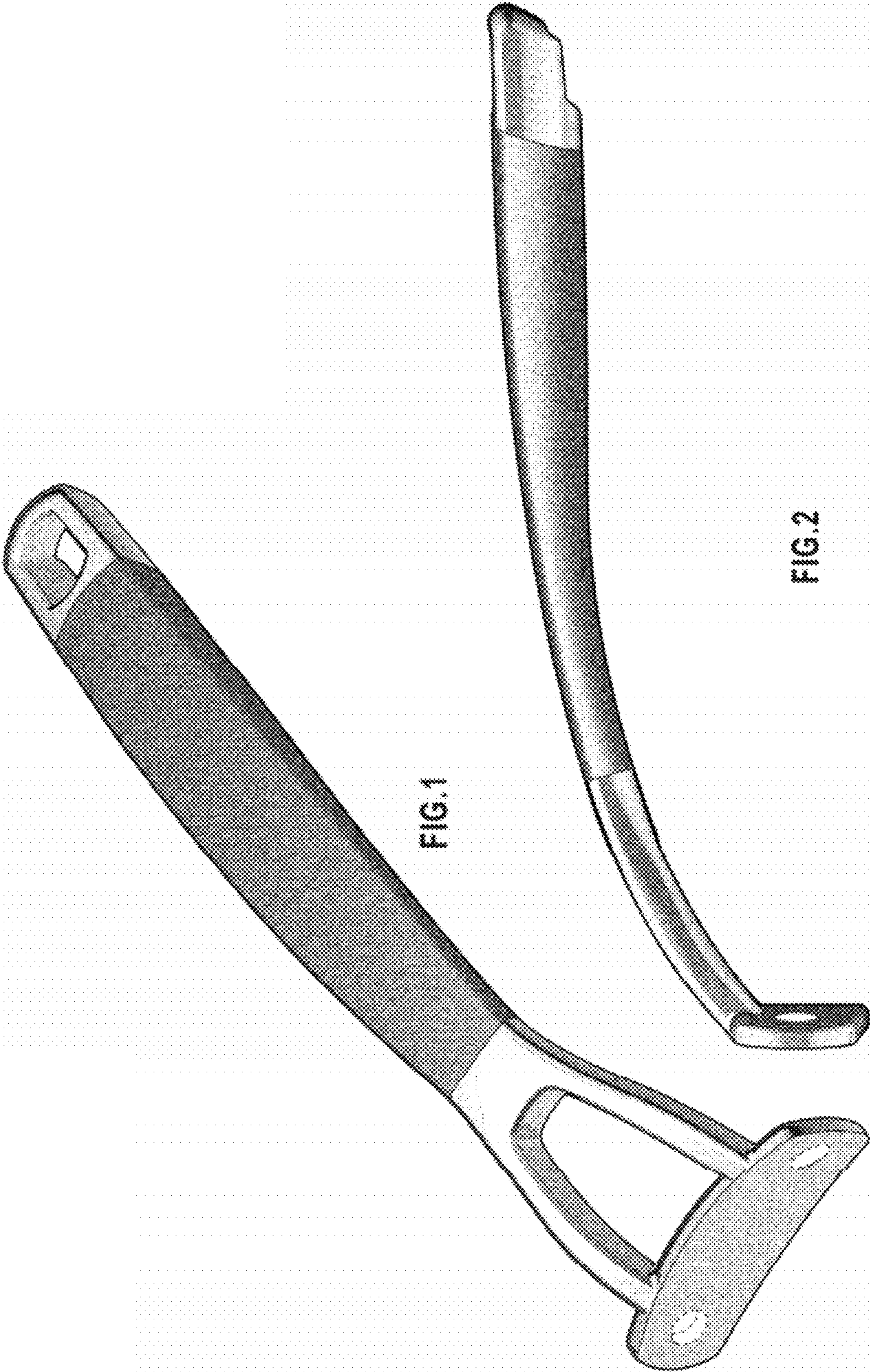
The ornamental design for a cookware elongated side handle, as shown and described.

DESCRIPTION

FIG. 1 is a perspective view of the cookware elongated side handle, showing my new design;
FIG. 2 is a right Lid elevation view thereof; the left Side elevation view being the mirror image thereof,
FIG. 3 is a top plan view thereof;
FIG. 4 is a bottom plan view thereof;
FIG. 5 is a front elevation view thereof; and,
FIG. 6 is a back elevation view thereof.
The broken lines in FIGS. 1, 2, 5 & 6 are for illustrative purposes only, depicting the environment of the new design, forming no part thereof as claimed.

1 Claim, 3 Drawing Sheets








FIG. 3




FIG. 4

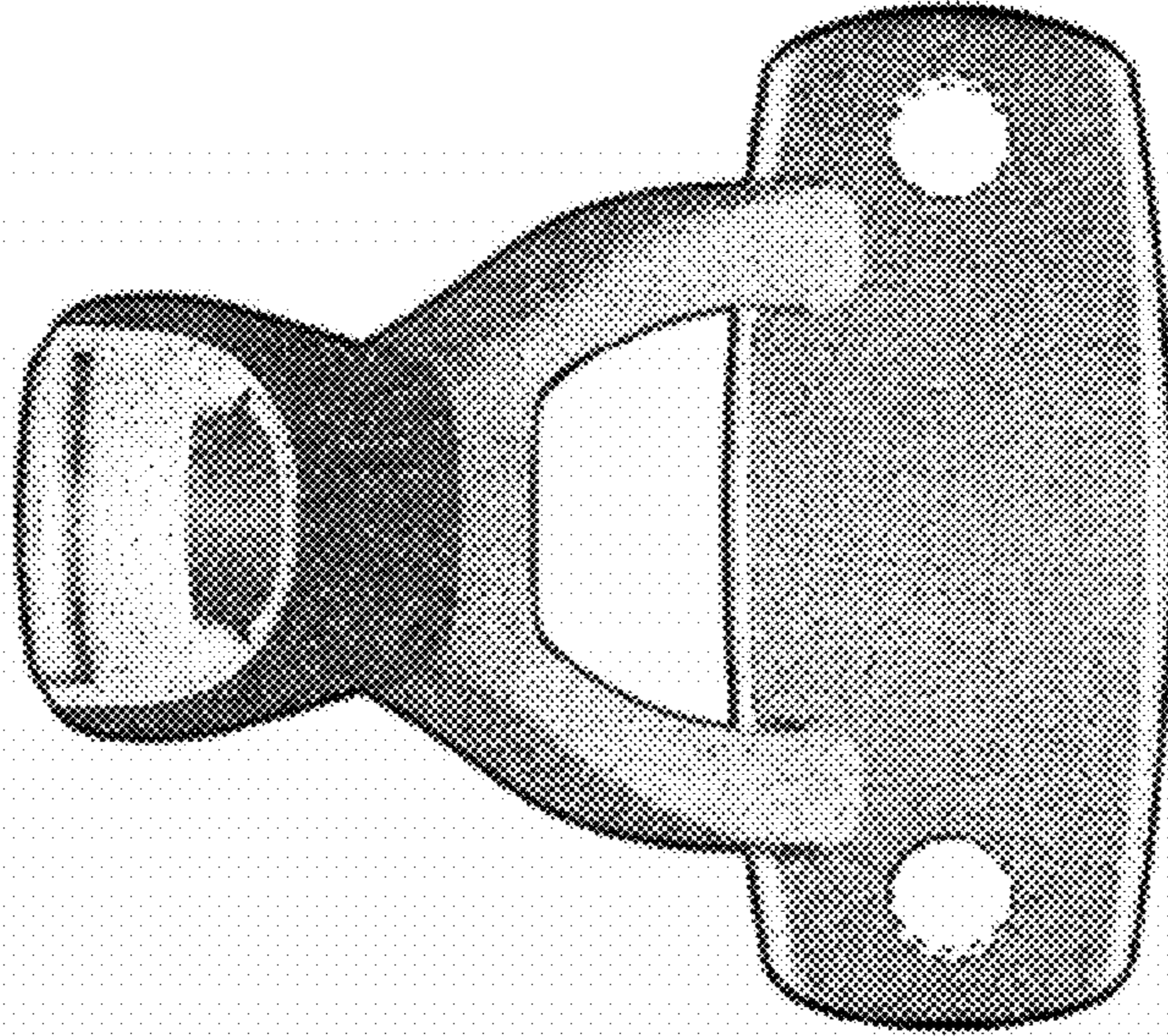


FIG. 6

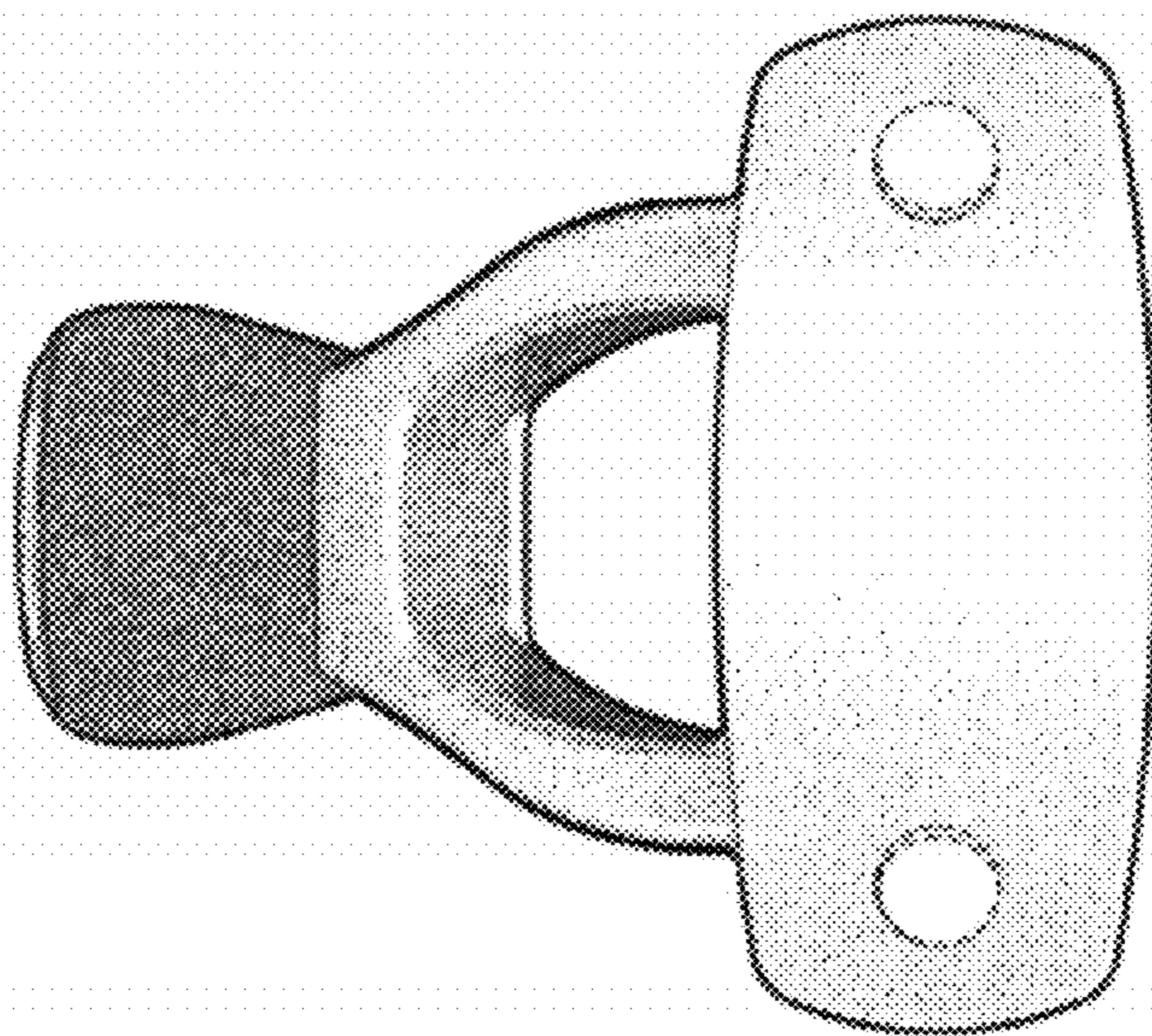


FIG. 5