



US00D667686S

(12) **United States Design Patent**
Rae

(10) **Patent No.:** **US D667,686 S**
(45) **Date of Patent:** **** Sep. 25, 2012**

- (54) **COOKWARE LID HANDLE**
- (75) Inventor: **Robert A. Rae**, Las Vegas, NV (US)
- (73) Assignee: **Meyer Intellectual Properties Limited**
(VG)
- (**) Term: **14 Years**
- (21) Appl. No.: **29/412,375**
- (22) Filed: **Feb. 2, 2012**
- (51) **LOC (9) Cl.** **07-02**
- (52) **U.S. Cl.** **D7/394**
- (58) **Field of Classification Search** D7/354-361,
D7/391, 393-395, 396.2, 514, 664; D8/107,
D8/300, 301, 306, 315, 316, 317, 319, 320,
D8/321; 16/430, 431, 110.1, 114.1, 407,
16/416, 429, 443, 441; 220/377, 573.1-573.5,
220/752, 753, 755, 756, 760, 772, 773, 912;
D3/318; 138/121, 145, 173
See application file for complete search history.

- D588,404 S * 3/2009 Tetreault D7/394
- D592,449 S * 5/2009 Rae D7/394
- D593,362 S * 6/2009 Rae D7/394
- D629,646 S * 12/2010 Rae D7/394
- D642,428 S * 8/2011 Rae D7/394
- D652,673 S * 1/2012 Cheng et al. D7/394

* cited by examiner

Primary Examiner — Cynthia M Chin
(74) *Attorney, Agent, or Firm* — Edward S. Sherman

(57) **CLAIM**
The ornamental design for a cookware lid handle, as shown and described.

DESCRIPTION

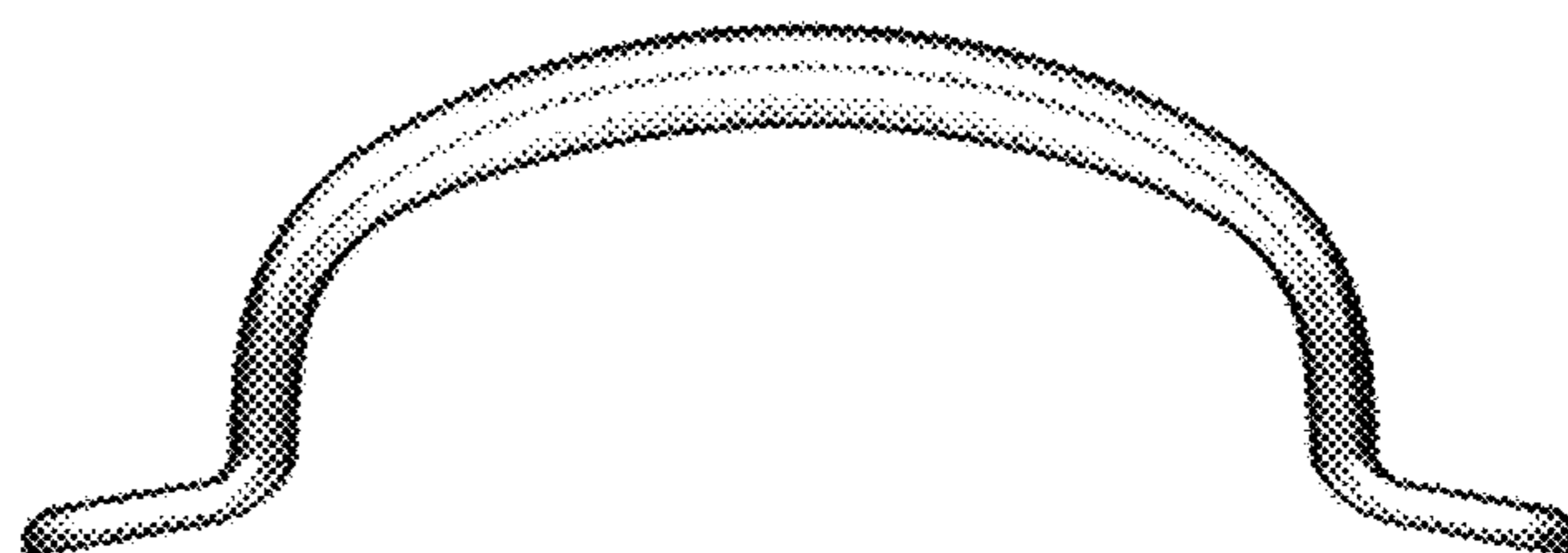
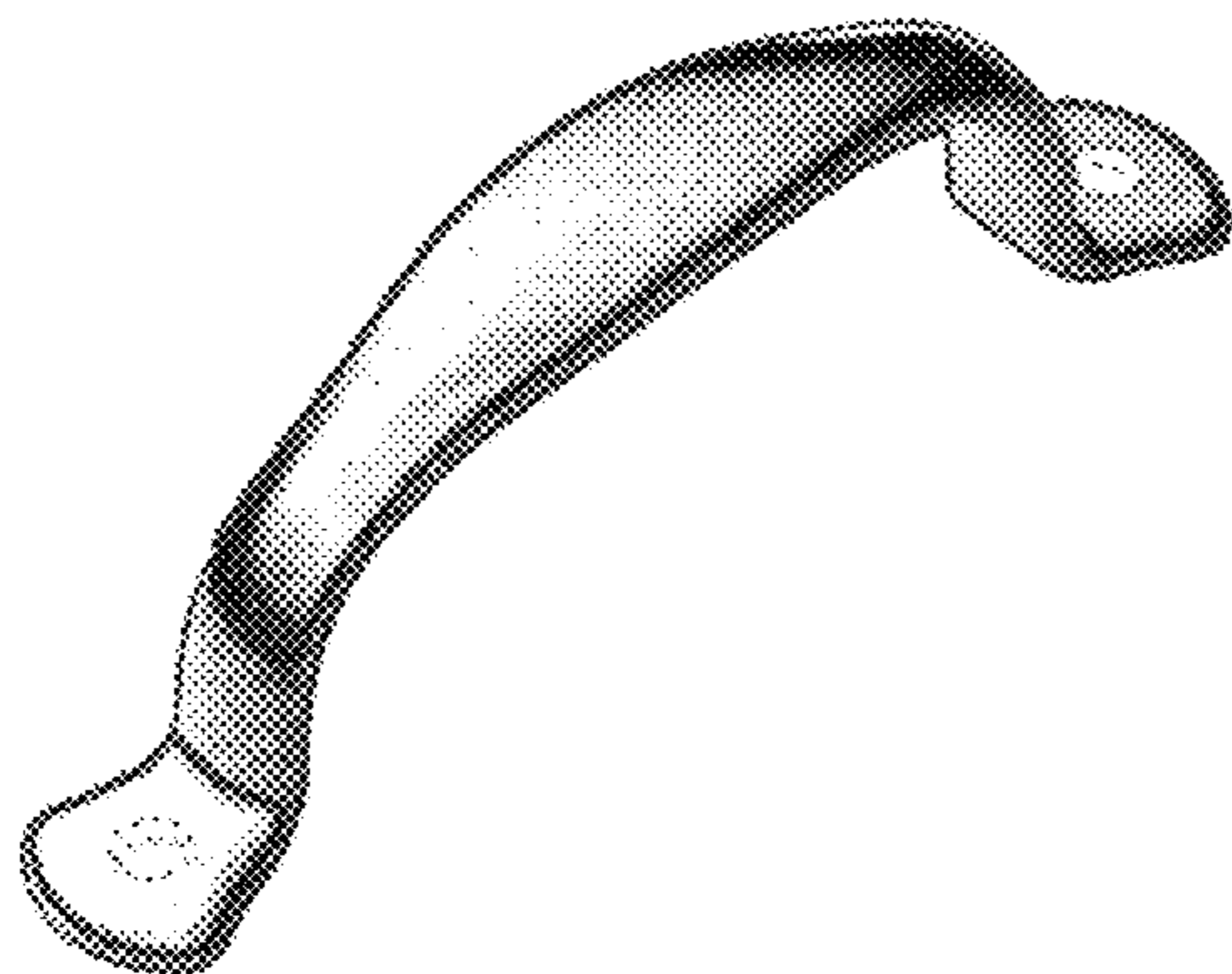
FIG. 1 is a perspective view of the “cookware lid handle”, showing my new design;
FIG. 2 is a front elevation view thereof; the back elevation view being the mirror image thereof,
FIG. 3 is a top plan view thereof;
FIG. 4 is a bottom plan view thereof; and,
FIG. 5 is a right side elevation view thereof; the left side elevation view being the mirror image thereof.
The broken lines in FIGS. 1 and 3-5 are for illustrative purposes only, typical for rivet holes, depicting the environment of the new design, forming no part thereof as claimed.

1 Claim, 3 Drawing Sheets

(56) **References Cited**

U.S. PATENT DOCUMENTS

- D463,210 S * 9/2002 Coudurier D7/394
- D480,911 S * 10/2003 Logiudice et al. D7/394
- D493,061 S * 7/2004 Rae D7/394
- D588,403 S * 3/2009 Tetreault D7/394



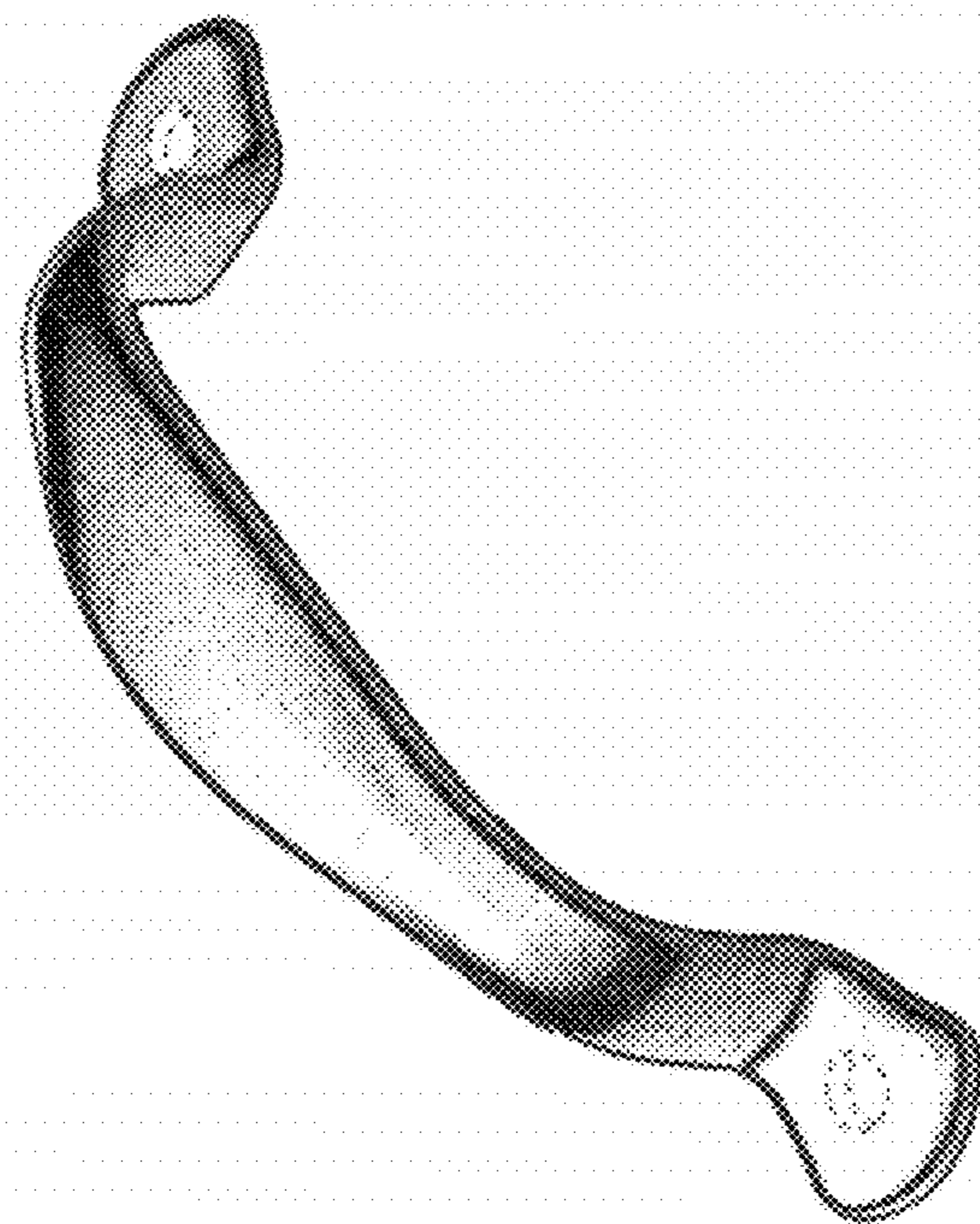


FIG. 1

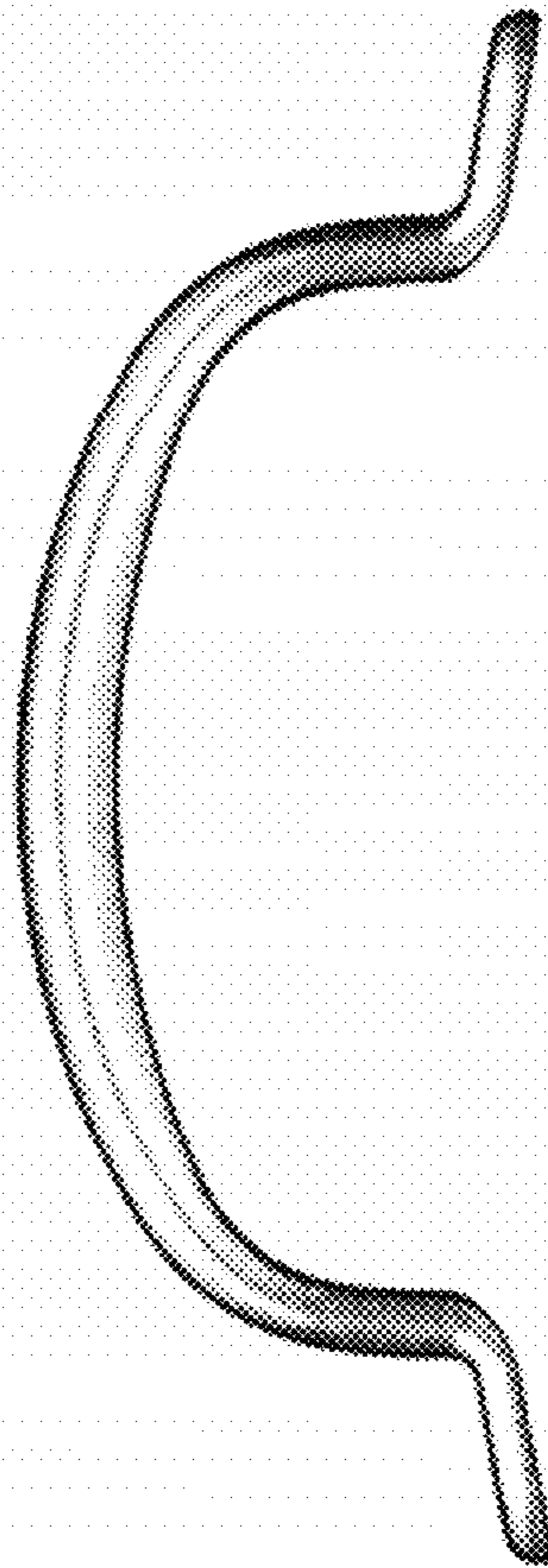


FIG. 2




FIG. 3




FIG. 4

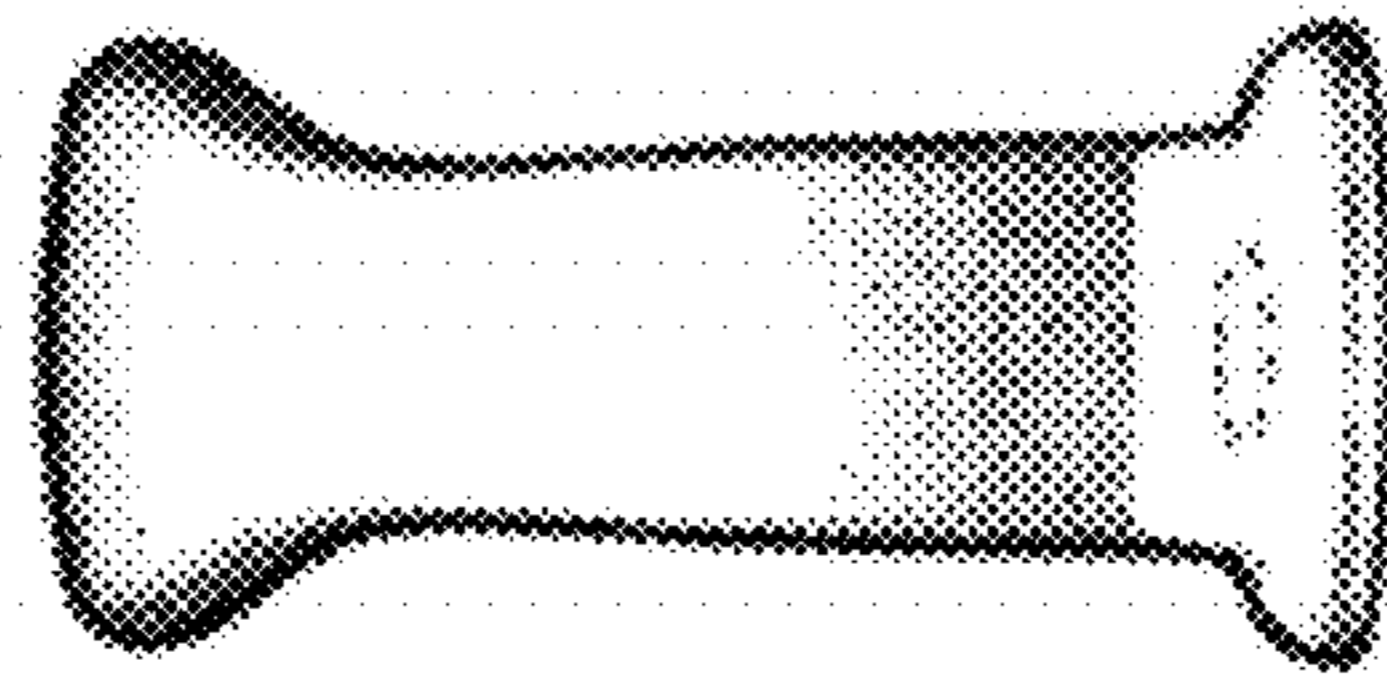


FIG. 5