

US00D667669S

(12) **United States Design Patent**
Guarrasi

(10) **Patent No.:** **US D667,669 S**

(45) **Date of Patent:** **** Sep. 25, 2012**

(54) **EXERCISE MAT**

(76) Inventor: **Gasper Guarrasi**, Long Beach, CA
(US)

(**) Term: **14 Years**

(21) Appl. No.: **29/392,901**

(22) Filed: **May 27, 2011**

(51) **LOC (9) Cl.** **06-11**

(52) **U.S. Cl.** **D6/591**

(58) **Field of Classification Search** D6/582,
D6/583, 589, 591, 599, 613, 615, 617, 620,
D6/621, 622; D5/7, 8, 14, 58, 59, 65, 99,
D5/26, 27; D19/1, 5, 8; D24/124-126; 52/660;
66/169 R; 112/401, 416, 439; 428/32, 37,
428/39, 66.5, 79, 85, 151, 153, 187, 190,
428/221, 542.6, 904; 139/383 R

See application file for complete search history.

(56) **References Cited**

U.S. PATENT DOCUMENTS

D79,339 S *	9/1929	Pickett	D5/27
D87,472 S *	8/1932	Lapteff	D25/149
D152,519 S *	2/1949	Cramer	D6/599
D341,285 S *	11/1993	Kraus	D6/608
D397,269 S *	8/1998	Kawamoto	D6/596
D414,344 S *	9/1999	Cho	D5/27

D480,253 S *	10/2003	Raines	D6/617
D509,269 S *	9/2005	Decker	D21/686
D557,051 S *	12/2007	Adoboe	D6/588
D658,419 S *	5/2012	Anderson	D6/588
2005/0119071 A1 *	6/2005	Carbonero	473/422
2007/0225137 A1 *	9/2007	Mednick	482/148

* cited by examiner

Primary Examiner — Karen S Acker

(74) *Attorney, Agent, or Firm* — Charter IP, LLC; Matthew J. Lattig

(57) **CLAIM**

The ornamental design for an exercise mat, as shown and described.

DESCRIPTION

FIG. 1 is a top plan view of an exercise mat showing my new design.


FIG. 2 is a front elevational view thereof, the rear elevational view being a mirror image of the front elevational view and therefore not illustrated.

FIG. 3 is a right side elevational view thereof, the left side elevational view being a mirror image of the right side elevational view and therefore not illustrated; and,

FIG. 4 is a perspective view thereof showing the exercise mat partially rolled up.

The bottom of the exercise mat is flat and unornamented.

1 Claim, 3 Drawing Sheets






FIG. 1



FIG. 2



FIG. 3

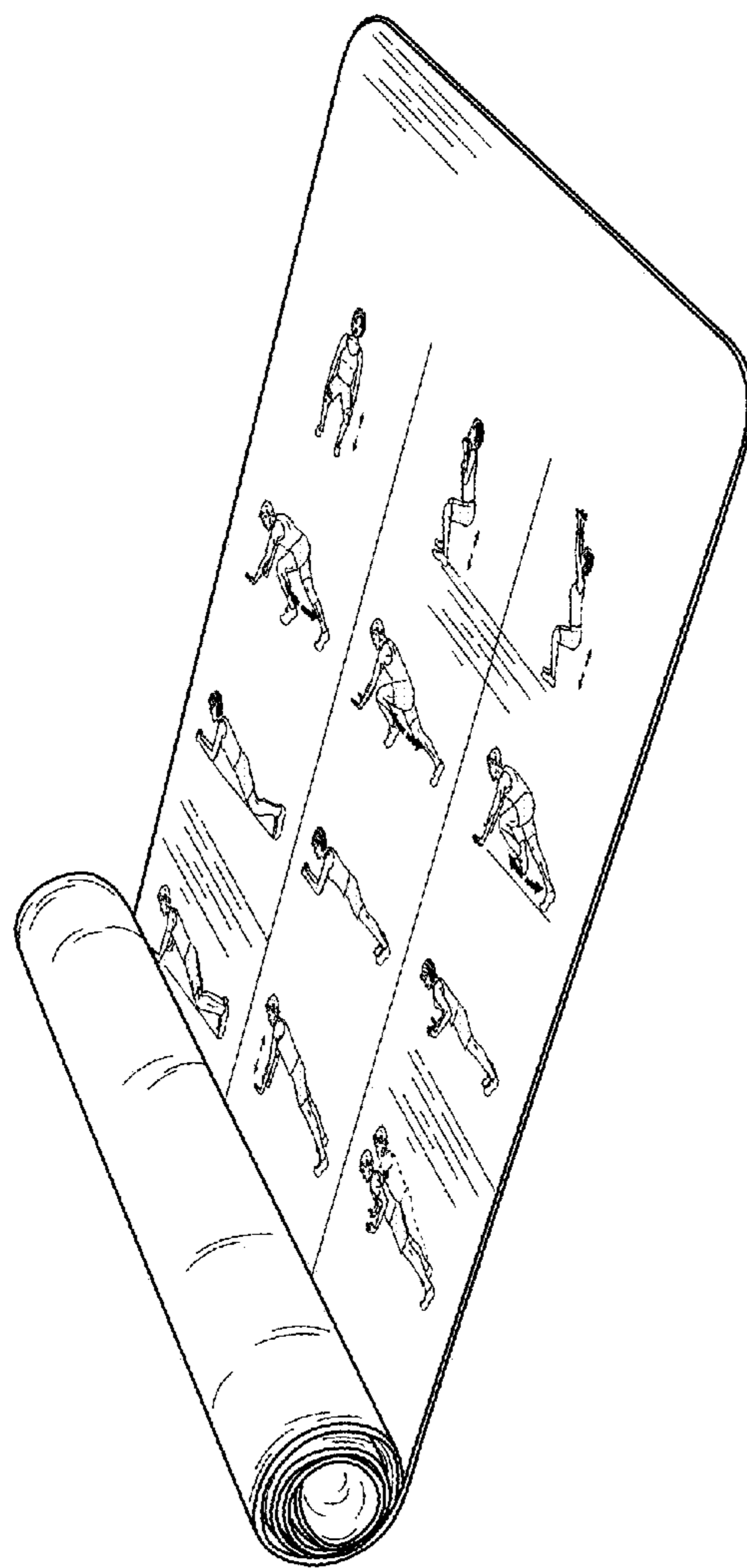


FIG. 4