



US00D667655S

(12) **United States Design Patent**
Goodman et al.

(10) **Patent No.:** **US D667,655 S**
(45) **Date of Patent:** **** Sep. 25, 2012**

- (54) **TRAY**
 - (75) Inventors: **Sheldon H. Goodman**, Solon, OH (US);
Phaysouk Xayoiphonh, Akron, OH
(US); **Grace Lee**, Mayfield, OH (US)
 - (73) Assignee: **Spectrum Diversified Designs, Inc.**,
Streetsboro, OH (US)
 - (**) Term: **14 Years**
 - (21) Appl. No.: **29/422,598**
 - (22) Filed: **May 22, 2012**
 - (51) **LOC (9) Cl.** **06-06**
 - (52) **U.S. Cl.** **D6/475**
 - (58) **Field of Classification Search** D6/449,
D6/450, 461-465, 475-476, 524-525; D19/75,
D19/86, 89-92; 211/49.4, 42-43, 50; 248/175,
248/176.1-176.2
- See application file for complete search history.

D507,108 S *	7/2005	Suero, Jr.	D3/304
6,952,991 B2 *	10/2005	Siegel et al.	99/426
D515,843 S *	2/2006	Tobas	D6/462
D519,325 S *	4/2006	Goodman et al.	D7/601
D532,216 S *	11/2006	Calabria et al.	D6/462
D555,203 S *	11/2007	Goodman et al.	D19/90
D568,056 S *	5/2008	Yarborough	D6/317
D568,067 S *	5/2008	Cohen	D6/475
D582,697 S *	12/2008	Goodman et al.	D6/462
D583,589 S *	12/2008	Goodman et al.	D6/462
D583,872 S *	12/2008	Smith	D19/90
D584,572 S *	1/2009	Goodman et al.	D7/631
D587,073 S *	2/2009	Goodman et al.	D7/631
D592,016 S *	5/2009	Goodman et al.	D7/624.1
D595,914 S *	7/2009	Housley	D32/55
7,766,175 B2 *	8/2010	Jadhav et al.	211/41.9
7,942,278 B2 *	5/2011	Martin et al.	211/125
D639,613 S *	6/2011	Goodman et al.	D7/632
D643,695 S *	8/2011	Goodman et al.	D7/631
D650,175 S *	12/2011	Lee	D3/306
D657,201 S *	4/2012	Chen	D7/600.1
D658,939 S *	5/2012	Adams et al.	D7/402
D660,647 S *	5/2012	Casey et al.	D7/408
D661,929 S *	6/2012	Purcell et al.	D6/525

* cited by examiner

(56) **References Cited**

U.S. PATENT DOCUMENTS

D360,093 S *	7/1995	Bigwood	D6/536
D363,578 S *	10/1995	Brightbill et al.	D32/55
D387,949 S *	12/1997	Bentson	D7/409
D421,062 S *	2/2000	Goodman et al.	D19/90
D421,273 S *	2/2000	Goodman et al.	D19/90
D433,286 S *	11/2000	Goodman et al.	D7/631
D436,463 S *	1/2001	Goodman et al.	D6/462
D449,752 S *	10/2001	Snell	D6/537
D457,353 S *	5/2002	Klein et al.	D6/467
D479,100 S *	9/2003	Ancona	D7/631
D479,443 S *	9/2003	Ancona	D7/631
D484,008 S *	12/2003	Goodman et al.	D7/631
6,866,155 B2 *	3/2005	Nagel	211/59.3

Primary Examiner — Kelley Donnelly

(74) *Attorney, Agent, or Firm* — Pearne & Gordon LLP

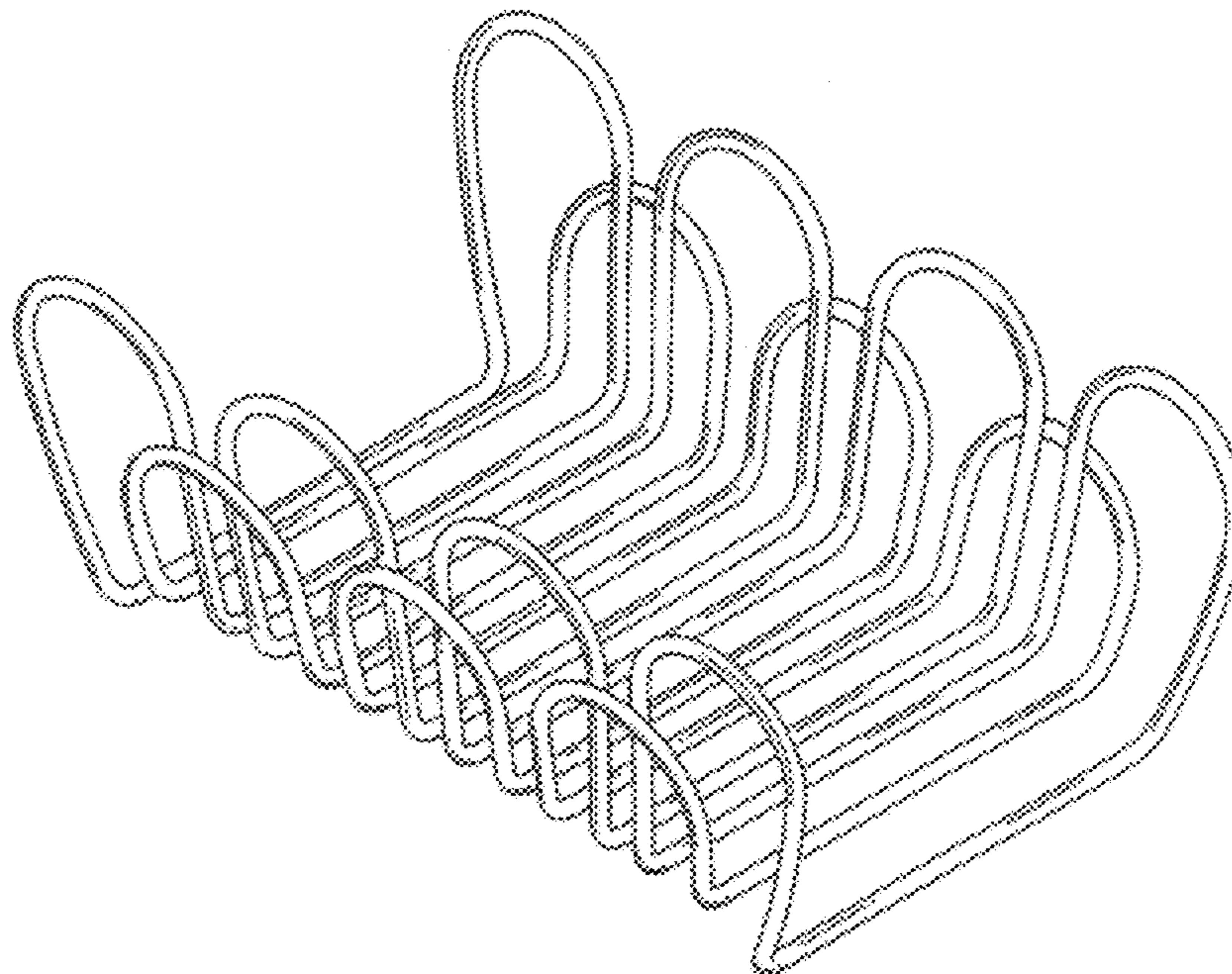
(57) **CLAIM**

The ornamental design for a tray, as shown and described.

DESCRIPTION

FIG. 1 is a perspective view of a tray showing our new design;
FIG. 2 is a front elevational view thereof;
FIG. 3 is a side elevational view thereof;
FIG. 4 is a top plan view thereof; and,
FIG. 5 is a bottom plan view thereof.

1 Claim, 3 Drawing Sheets



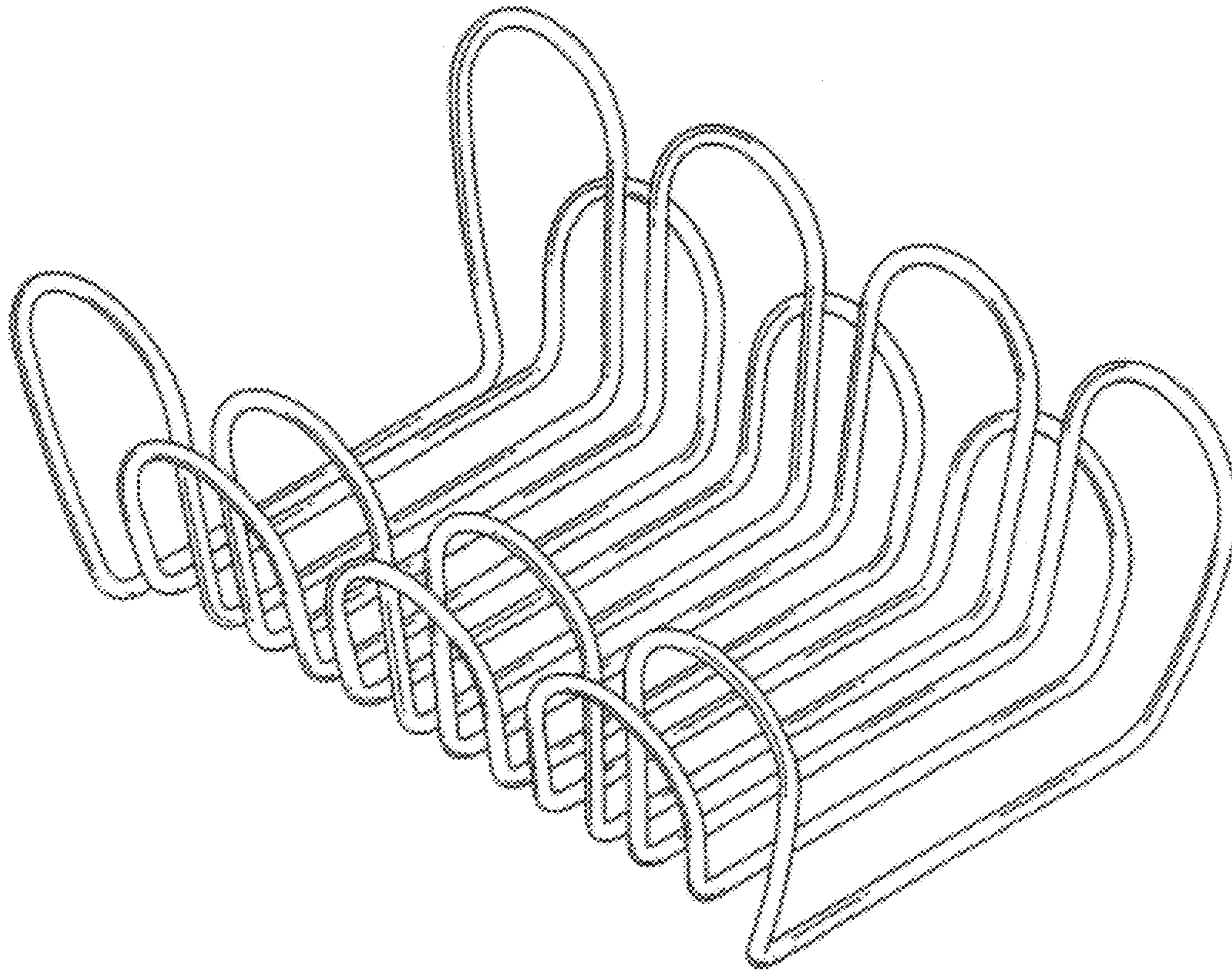


FIG 1

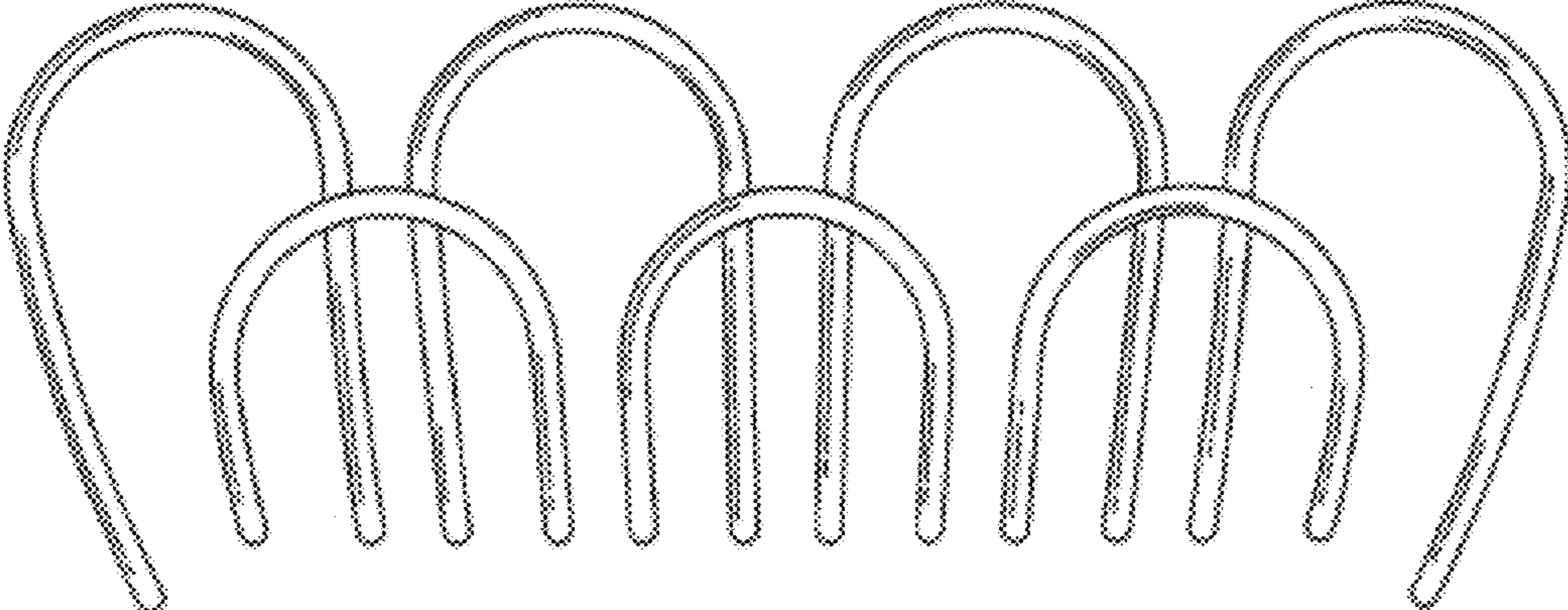


FIG 2




FIG 3

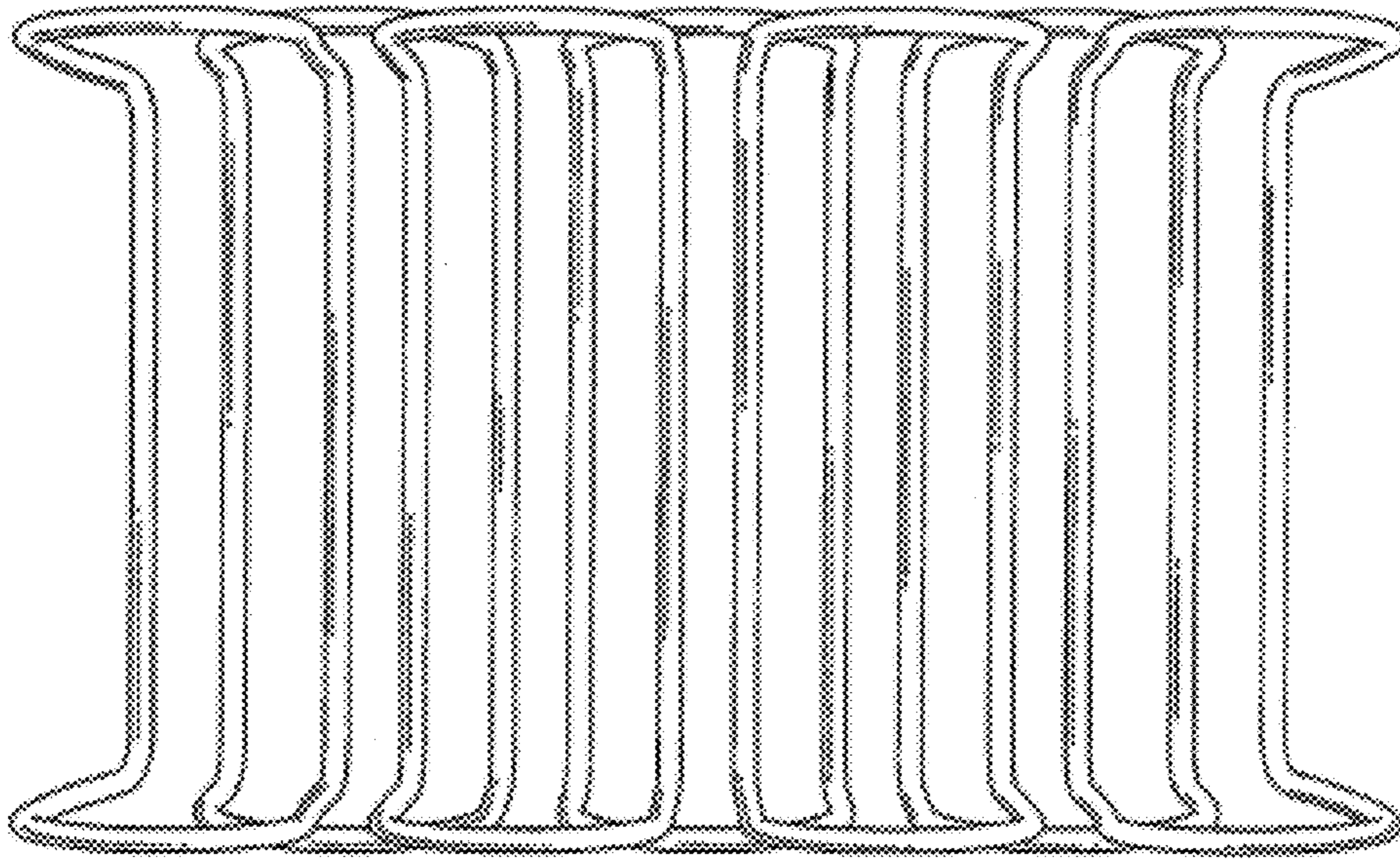


FIG 4

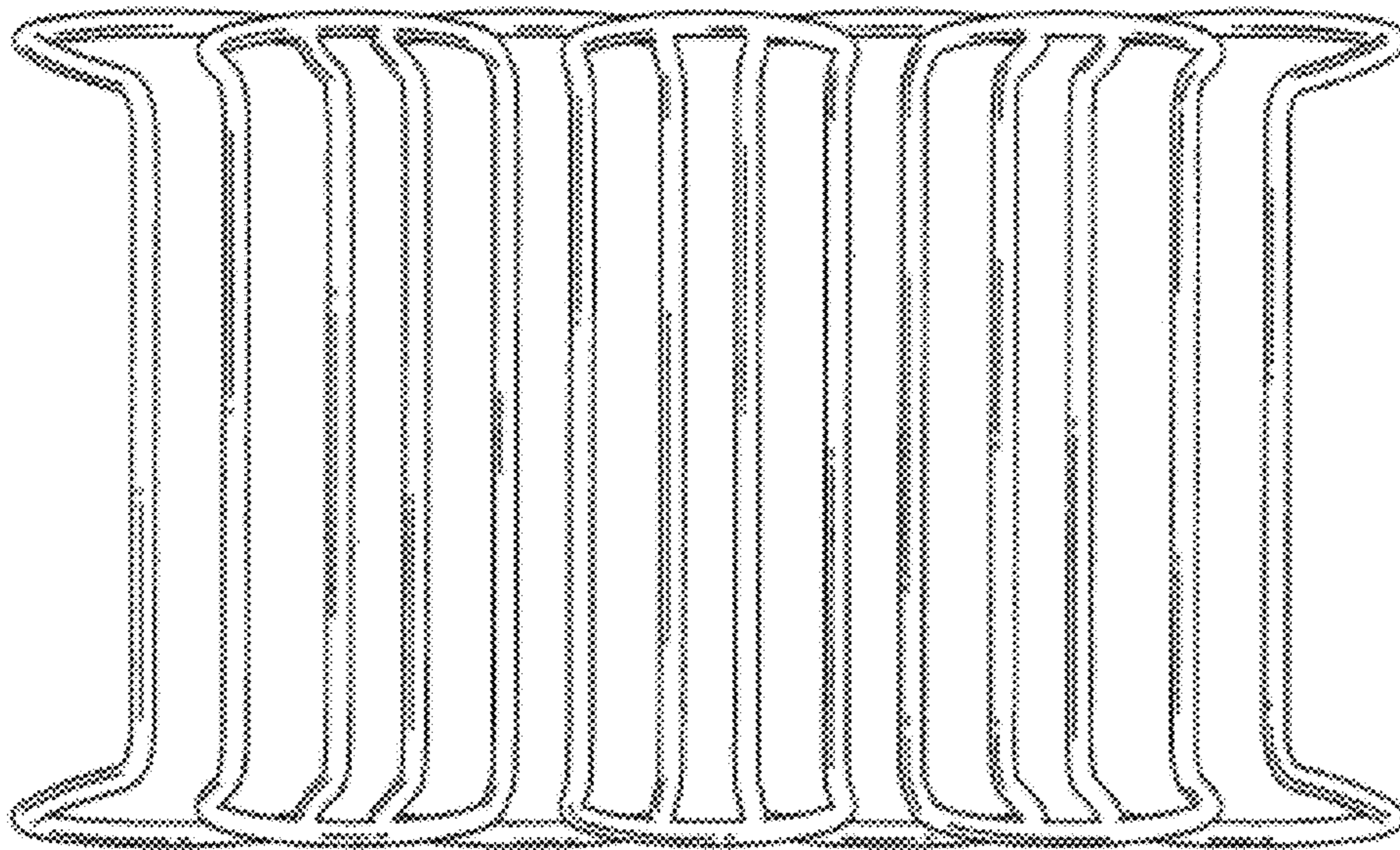


FIG 5