

US00D667648S

(12) **United States Design Patent**
Le Gal et al.

(10) **Patent No.:** **US D667,648 S**

(45) **Date of Patent:** **** Sep. 25, 2012**

(54) **SEAT**

(75) Inventors: **Yann Le Gal**, Biviers (FR); **Corrado Roani**, Manthes (FR); **Baptiste Neltner**, Lyons (FR)

(73) Assignee: **Lafuma S.A.** (FR)

(**) Term: **14 Years**

(21) Appl. No.: **29/397,605**

(22) Filed: **Jul. 19, 2011**

(30) **Foreign Application Priority Data**

Mar. 8, 2011 (EM) 001 831 892

(51) **LOC (9) Cl.** **06-01**

(52) **U.S. Cl.** **D6/361**

(58) **Field of Classification Search** D6/334-336,
D6/360, 361, 367, 368, 375, 379, 491, 500-502;
297/39, 56, 68, 218.3, 218.4, 423.1, 423.19,
297/440.11, 452.12, 452.13, 452.18

See application file for complete search history.

(56) **References Cited**

U.S. PATENT DOCUMENTS

D168,607	S	*	1/1953	Vinvent, Jr.	D6/361
D169,818	S	*	6/1953	Krikorian	D6/361
2,738,001	A	*	3/1956	Drabert	297/423.1
5,971,474	A	*	10/1999	Chang	297/56
6,082,820	A	*	7/2000	Jeng	297/440.11
D528,314	S	*	9/2006	Roani	D6/361

* cited by examiner

Primary Examiner — Mimoso De

(74) *Attorney, Agent, or Firm* — Cantor Colburn LLP

(57) **CLAIM**

We claim, the ornamental design for a seat, as shown and described.

DESCRIPTION

FIG. 1 is a front perspective view of a seat, showing our new design;
FIG. 2 is a front elevation view thereof;
FIG. 3 is a side elevation view thereof taken from the left of FIG. 2, the opposite side being a mirror image thereof;
FIG. 4 is a rear elevation view thereof;
FIG. 5 is a top plan view thereof;
FIG. 6 is a bottom plan view thereof; and,
FIG. 7 is another front view thereof.

1 Claim, 7 Drawing Sheets






FIGURE 1




FIGURE 2




FIGURE 3




FIGURE 4




FIGURE 5



FIGURE 6




FIGURE 7