



US00D667645S

(12) **United States Design Patent**
Frigard et al.

(10) **Patent No.:** **US D667,645 S**

(45) **Date of Patent:** **** Sep. 25, 2012**

(54) **CLOTHING HANGER**

(76) Inventors: **Eric James Frigard**, Boulder, CO (US);
Cynthia Taketa Frigard, Boulder, CO
(US); **Michael Isaac**, Telluride, CO (US)

(**) Term: **14 Years**

(21) Appl. No.: **29/374,791**

(22) Filed: **Oct. 6, 2011**

(51) **LOC (9) Cl.** **06-08**

(52) **U.S. Cl.** **D6/319**

(58) **Field of Classification Search** D6/319,
D6/315, 317, 318, 323; 211/13.1, 85.3, 86.01,
211/181.1, 183; 223/85-98

See application file for complete search history.

(56) **References Cited**

U.S. PATENT DOCUMENTS

D59,688 S *	11/1921	Shannon	D6/319
4,487,343 A *	12/1984	Chen	223/85
D303,324 S *	9/1989	Wilson	D6/319
D405,343 S *	2/1999	Oberdorf	D6/319

D408,156 S *	4/1999	Eiley et al.	D6/317
D501,093 S *	1/2005	Barre et al.	D6/319
D564,242 S *	3/2008	Barker	D6/319
D568,620 S *	5/2008	Wong	D6/319
D597,749 S *	8/2009	Heroux	D6/319

* cited by examiner

Primary Examiner — Derrick Holland


(57) **CLAIM**

The ornamental design for a clothing hanger, as shown and described.

DESCRIPTION

FIG. 1 is a front elevation view of a clothing hanger showing our new design;
FIG. 2 is right side perspective view thereof;
FIG. 3 is a left side perspective view thereof;
FIG. 4 is a front elevation view of a second embodiment of a clothing hanger showing our new design; and,
FIG. 5 is a perspective view thereof.

1 Claim, 5 Drawing Sheets



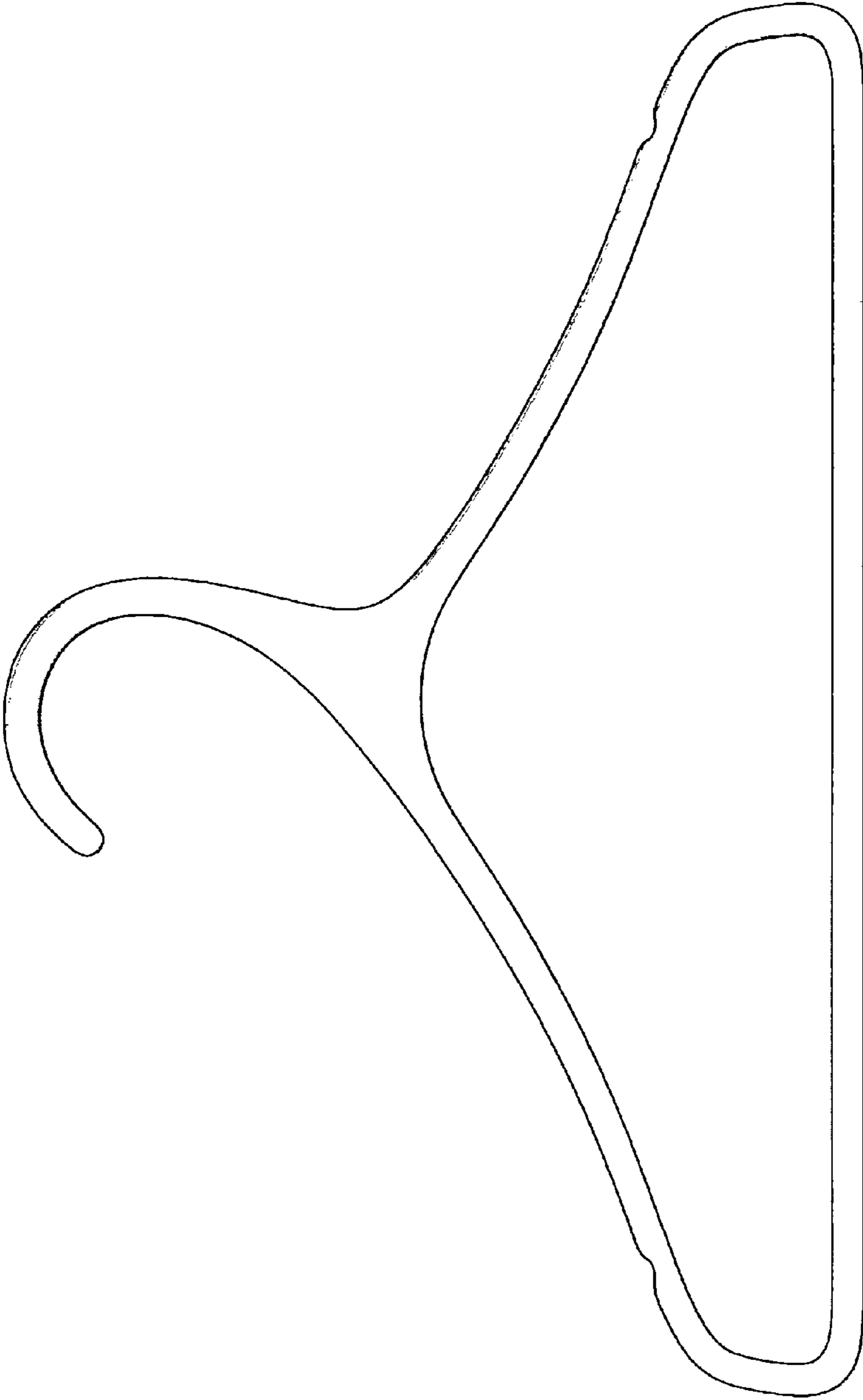


FIG.1




FIG. 2

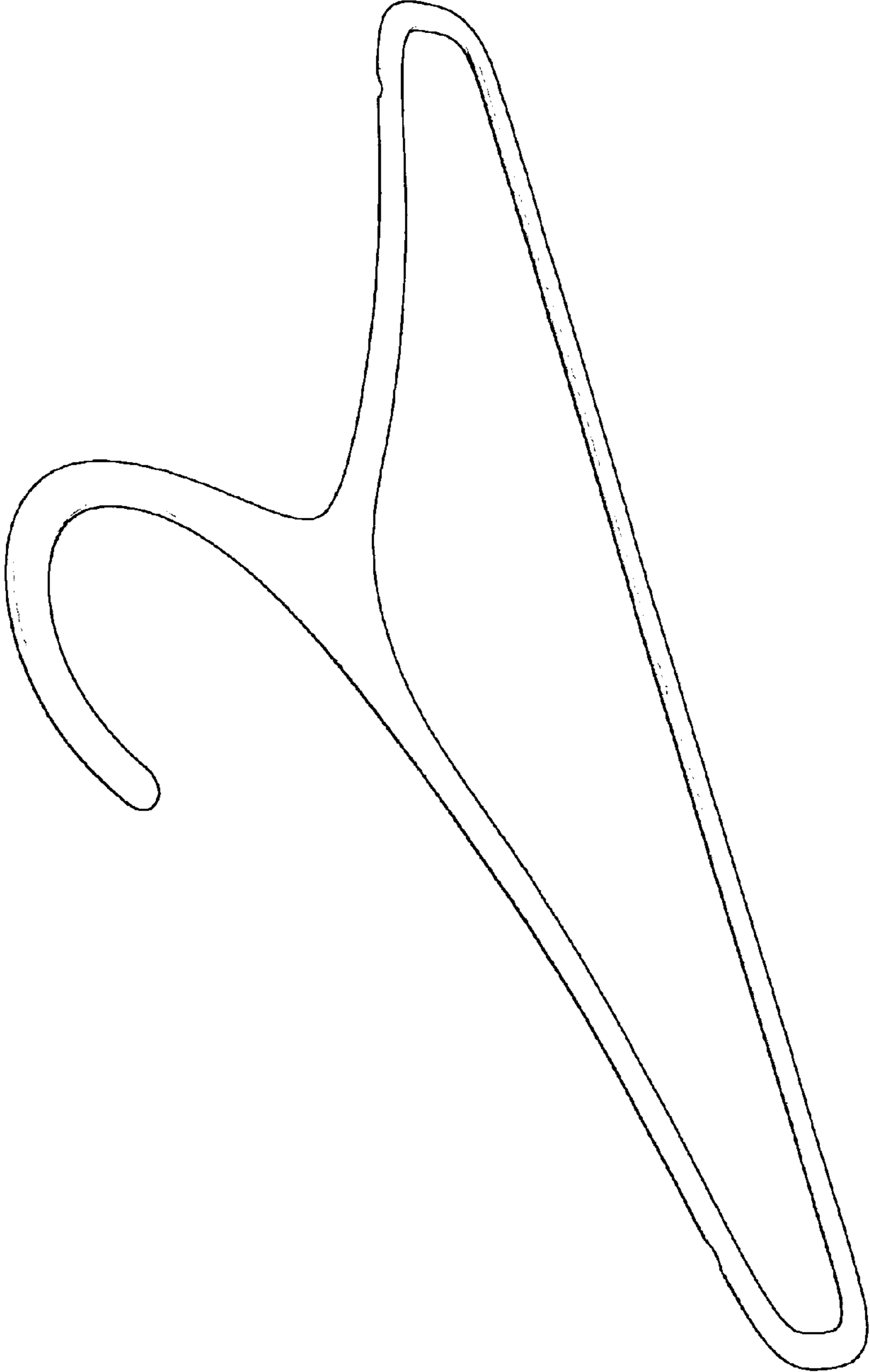


FIG.3

FIG.4

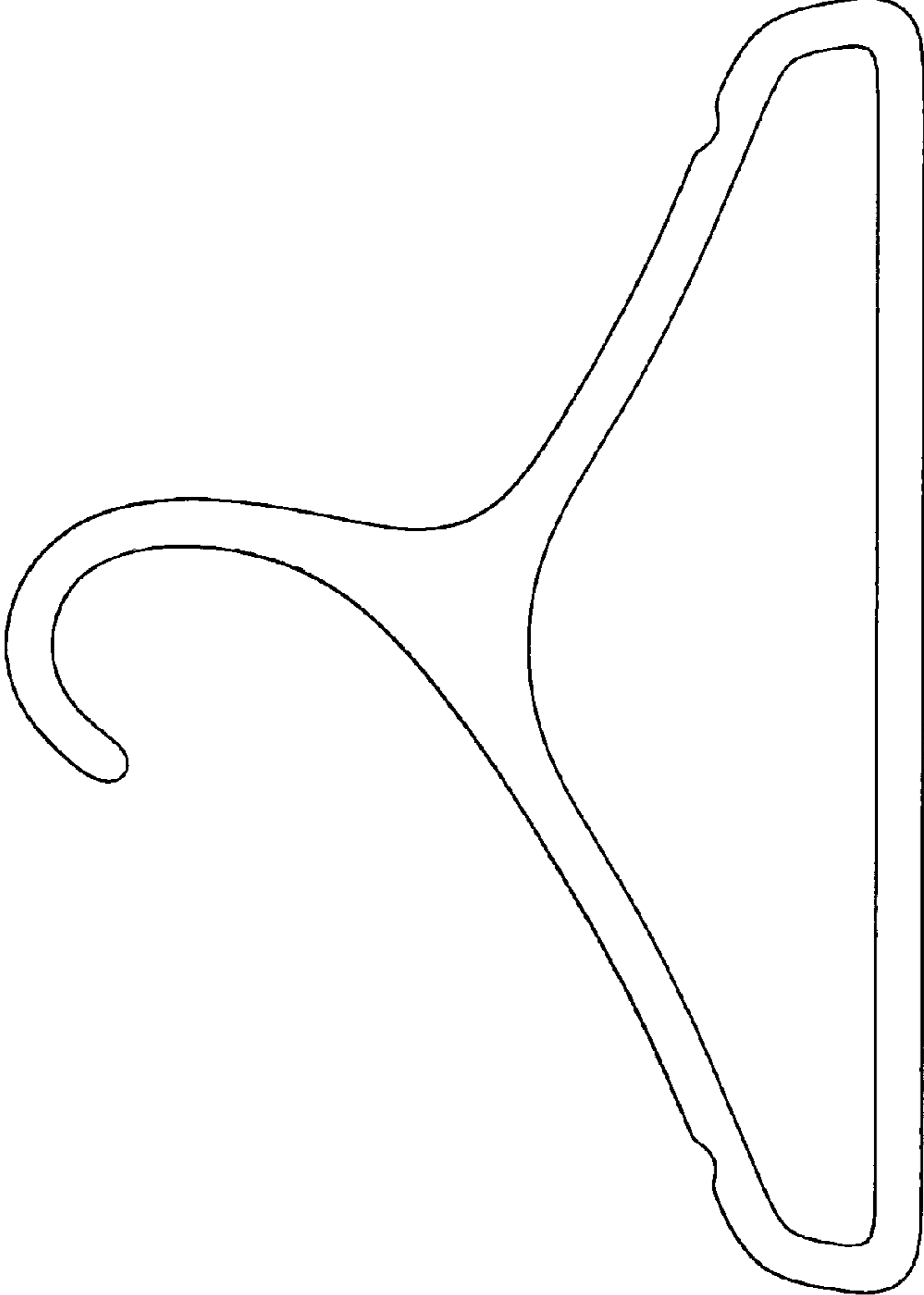


FIG. 5

