



US00D667644S

(12) **United States Design Patent**  
**Wei**

(10) **Patent No.:** **US D667,644 S**

(45) **Date of Patent:** **\*\* Sep. 25, 2012**

(54) **CLOTHES HANGER**

(56) **References Cited**

(75) Inventor: **Shih-An Wei**, Taipei (TW)

U.S. PATENT DOCUMENTS

(73) Assignee: **Wan Feng (Ningbo) Electric Co., Ltd.**,  
Yuyao (CN)

1,615,748	A *	1/1927	Fischer	.....	223/86
2,563,704	A *	8/1951	Buffin	.....	223/88
RE25,841	E *	8/1965	Gingher	.....	223/88
D204,578	S *	4/1966	Gingher	.....	D6/319
3,257,049	A *	6/1966	Smith	.....	223/88
4,363,430	A *	12/1982	Radlin	.....	223/88
5,033,661	A *	7/1991	Baun	.....	223/86
5,078,307	A *	1/1992	Suddath	.....	223/92
5,927,570	A *	7/1999	Beverly	.....	223/88
6,085,950	A *	7/2000	Gouldson et al.	.....	223/85
D646,905	S *	10/2011	Pelosi	.....	D6/328
D656,325	S *	3/2012	Ho	.....	D6/319

(\*\*) Term: **14 Years**

\* cited by examiner

(21) Appl. No.: **29/398,774**

(22) Filed: **Aug. 4, 2011**

*Primary Examiner* — Prabhakar Deshmukh

(74) *Attorney, Agent, or Firm* — Oliff & Berridge, PLC

(30) **Foreign Application Priority Data**

(57) **CLAIM**

May 13, 2011 (CN) ..... 2011 3 0119175

The ornamental design for a clothes hanger, as shown and described.

(51) **LOC (9) Cl.** ..... **06-08**

**DESCRIPTION**

(52) **U.S. Cl.** ..... **D6/318**

FIG. 1 is a front view of a clothes hanger;

(58) **Field of Classification Search** ..... D6/315,

FIG. 2 is a rear view thereof;

D6/317, 318, 319, 328; 211/1, 13.1, 85.3,

FIG. 3 is a left-side view thereof;

211/183, 105.1, 105.2, 105.3, 106.1; 223/85-98;

FIG. 4 is a right-side view thereof;

248/74.2, 317, 339; D8/301, 315, 349, 370,

FIG. 5 is a top view thereof;

D8/37, 376, 380, 381; D3/315; 206/300,

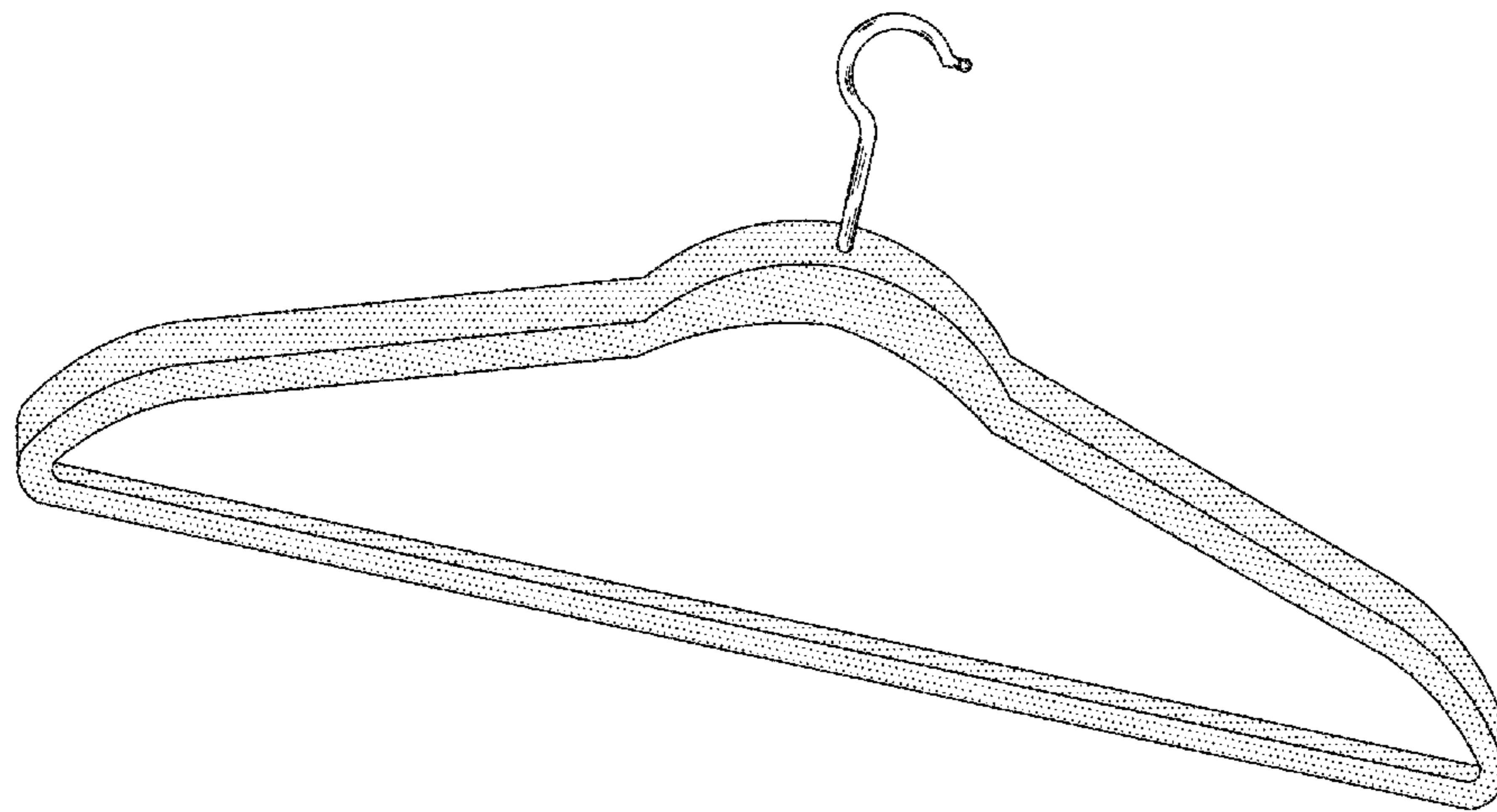
FIG. 6 is a bottom view thereof; and,

206/348, 806

FIG. 7 is a perspective view thereof.

See application file for complete search history.

**1 Claim, 6 Drawing Sheets**



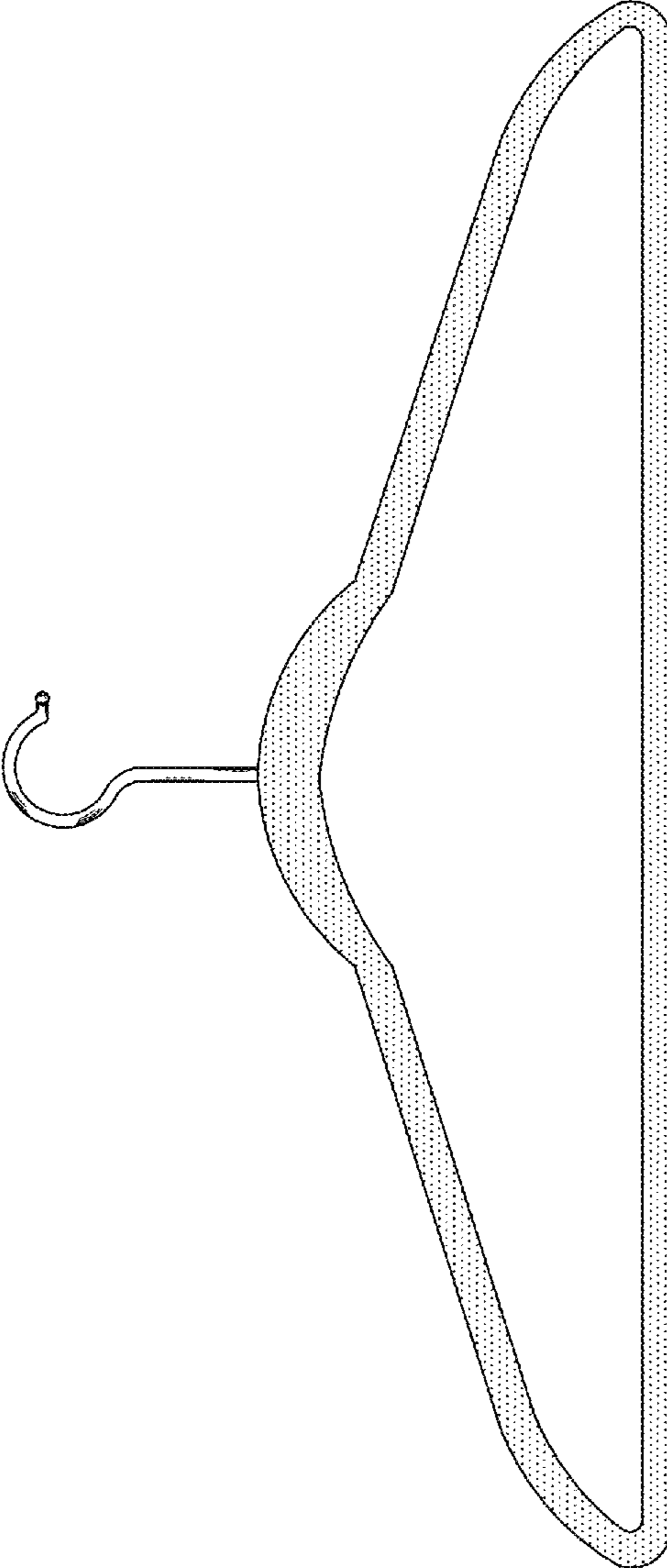


Fig. 1

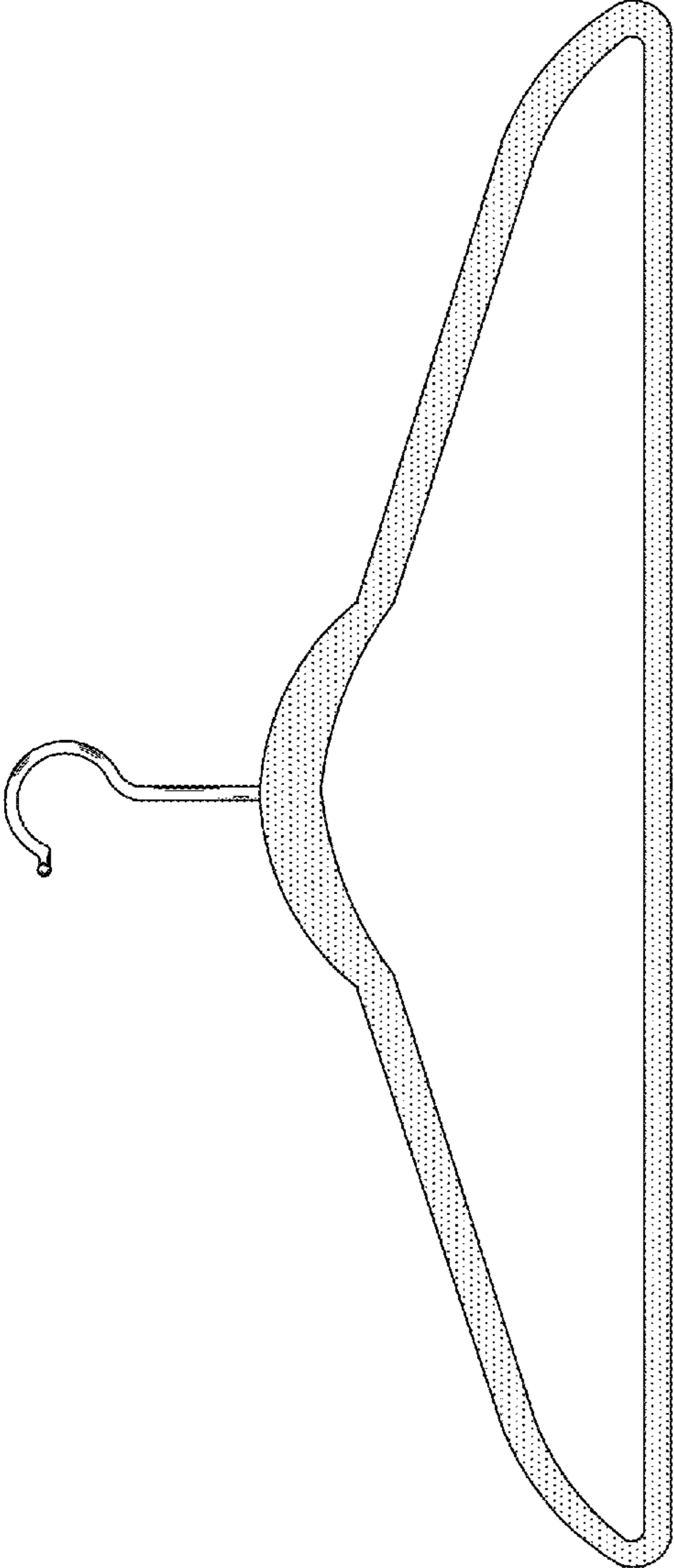


Fig. 2




Fig. 3



Fig. 4



Fig. 5




Fig. 6

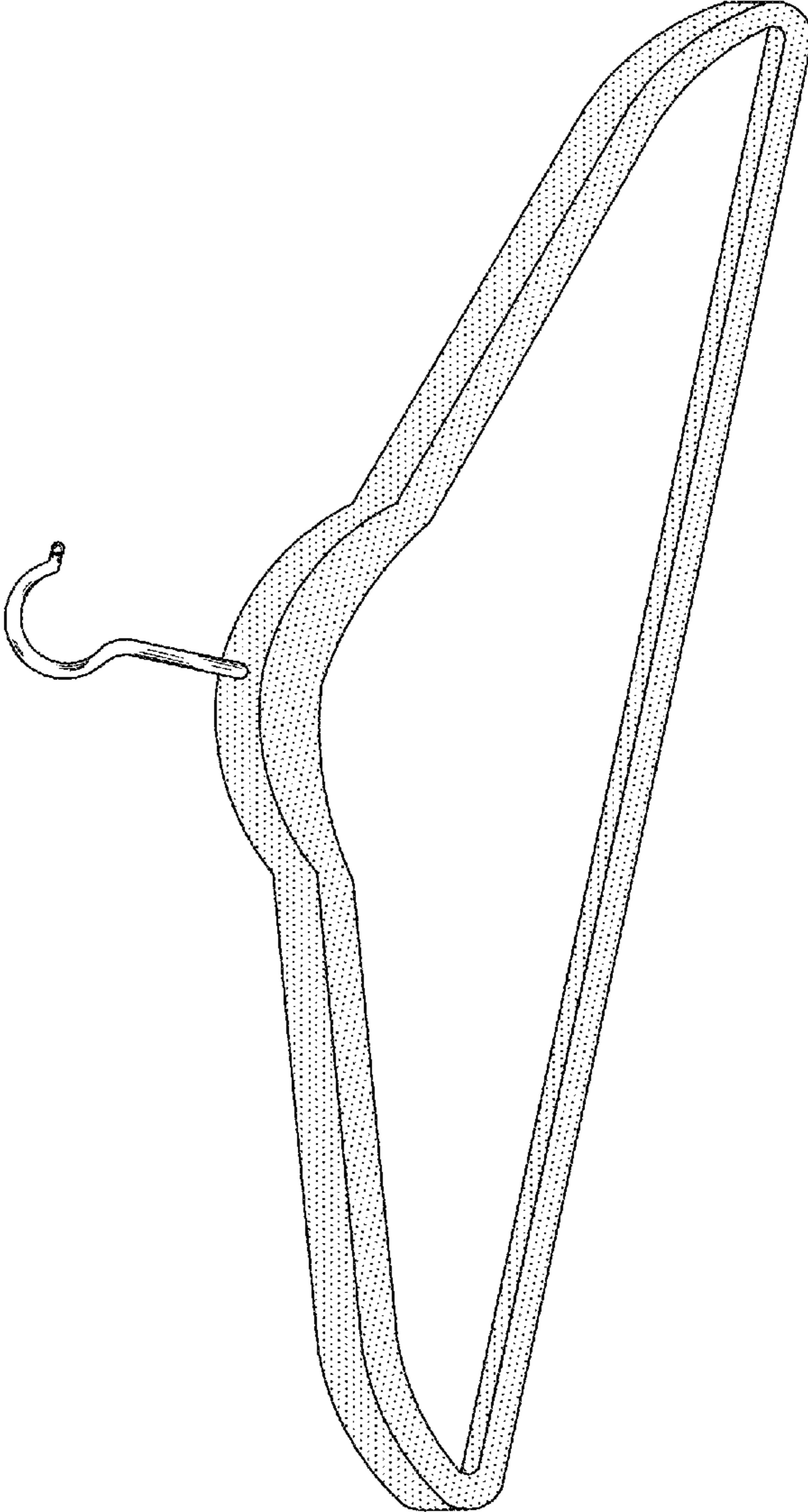


Fig. 7