

US00D667635S

(12) **United States Design Patent**
Sanchez

(10) **Patent No.:** **US D667,635 S**

(45) **Date of Patent:** **** Sep. 25, 2012**

(54) **LUGGAGE SLEEVE WITH STRAPS**

2007/0193667 A1* 8/2007 Beakey 150/154

* cited by examiner

(76) Inventor: **Gregory Joseph Sanchez**, Chandler, AZ
(US)

Primary Examiner — Sheryl Lane

(**) Term: **14 Years**

(74) *Attorney, Agent, or Firm* — The von Hellens Law Firm,
Ltd.

(21) Appl. No.: **29/388,032**

(57) **CLAIM**

(22) Filed: **Mar. 23, 2011**

The ornamental design for a luggage sleeve with straps, as
shown and described.

(51) **LOC (9) Cl.** **03-01**

(52) **U.S. Cl.** **D3/318**

(58) **Field of Classification Search** D3/318,
D3/279, 284; 190/26, 101–102; D20/27
See application file for complete search history.

DESCRIPTION

(56) **References Cited**

U.S. PATENT DOCUMENTS

3,729,038	A	4/1973	Ekeson	
D384,499	S	10/1997	Gaestel	
D456,455	S	4/2002	Cleveland	
D458,451	S *	6/2002	Lusk et al.	D3/318
7,441,641	B2	10/2008	Beakey	
7,458,452	B2	12/2008	Beakey	
D612,669	S	3/2010	Sanchez et al.	
D612,670	S	3/2010	Sanchez et al.	
D612,671	S	3/2010	Sanchez et al.	
D613,109	S	4/2010	Sanchez et al.	
D618,498	S	6/2010	Sanchez et al.	
D641,167	S *	7/2011	Sanchez	D3/318
D641,168	S *	7/2011	Sanchez	D3/318

FIG. 1 is an isometric view from the front, left and top of a
luggage sleeve with straps showing my new design; the bro-
ken lines depicting the indicia and luggage form no part of my
design;

FIG. 2 is an isometric view of the front, left and top thereof;

FIG. 3 is a rear view thereof;


FIG. 4 is a left view thereof;

FIG. 5 is a right side view thereof; and,

FIG. 6 is a bottom view thereof.

The broken lines in the drawings representing the luggage are
included for the purpose of showing environment and form no
part of the claimed design. The broken lines representing
insignia on the sleeve are included for the purpose of showing
portions of the article and form no part of the claimed design.

1 Claim, 1 Drawing Sheet






Fig. 1




Fig. 2




Fig. 5

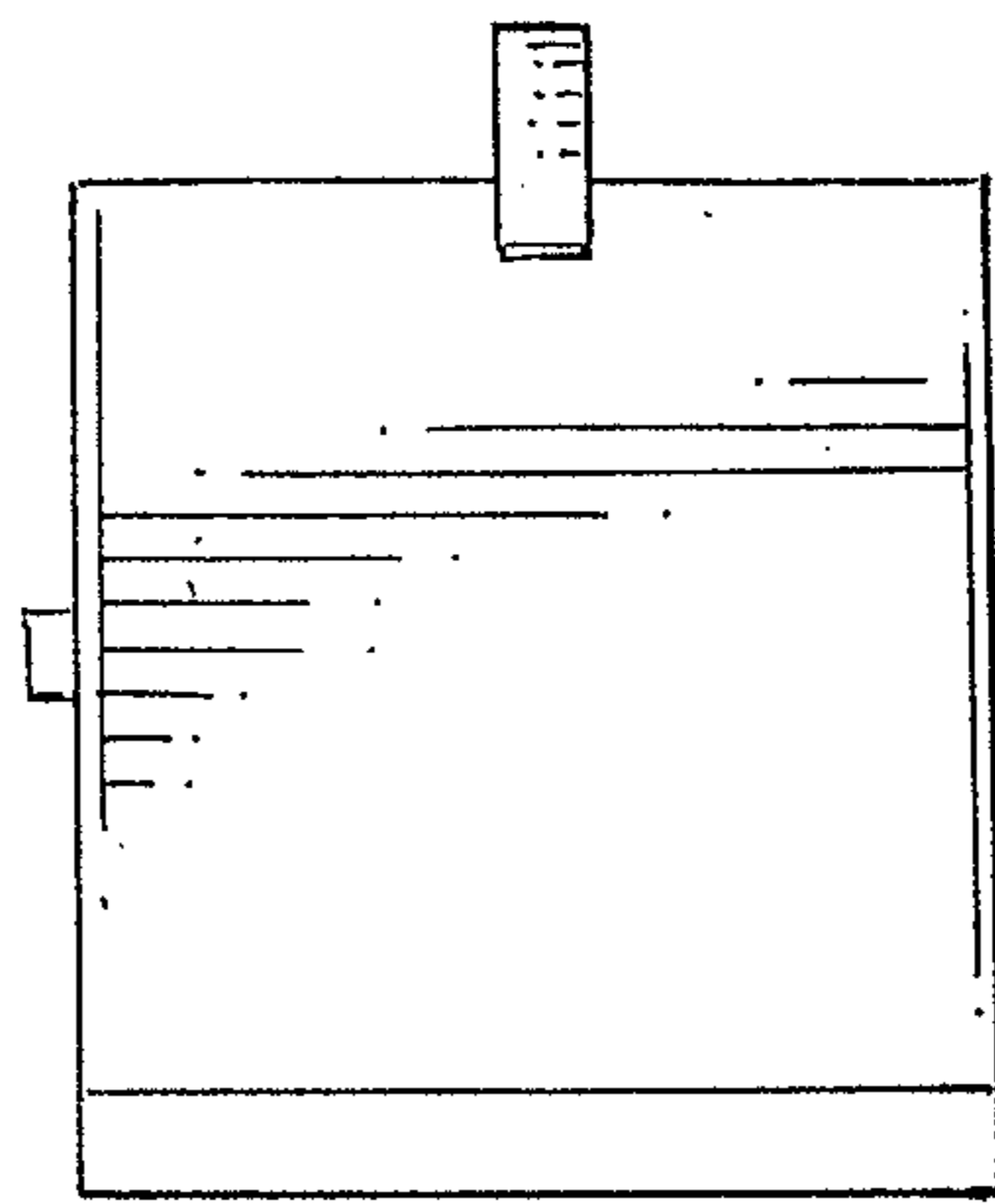


Fig. 3

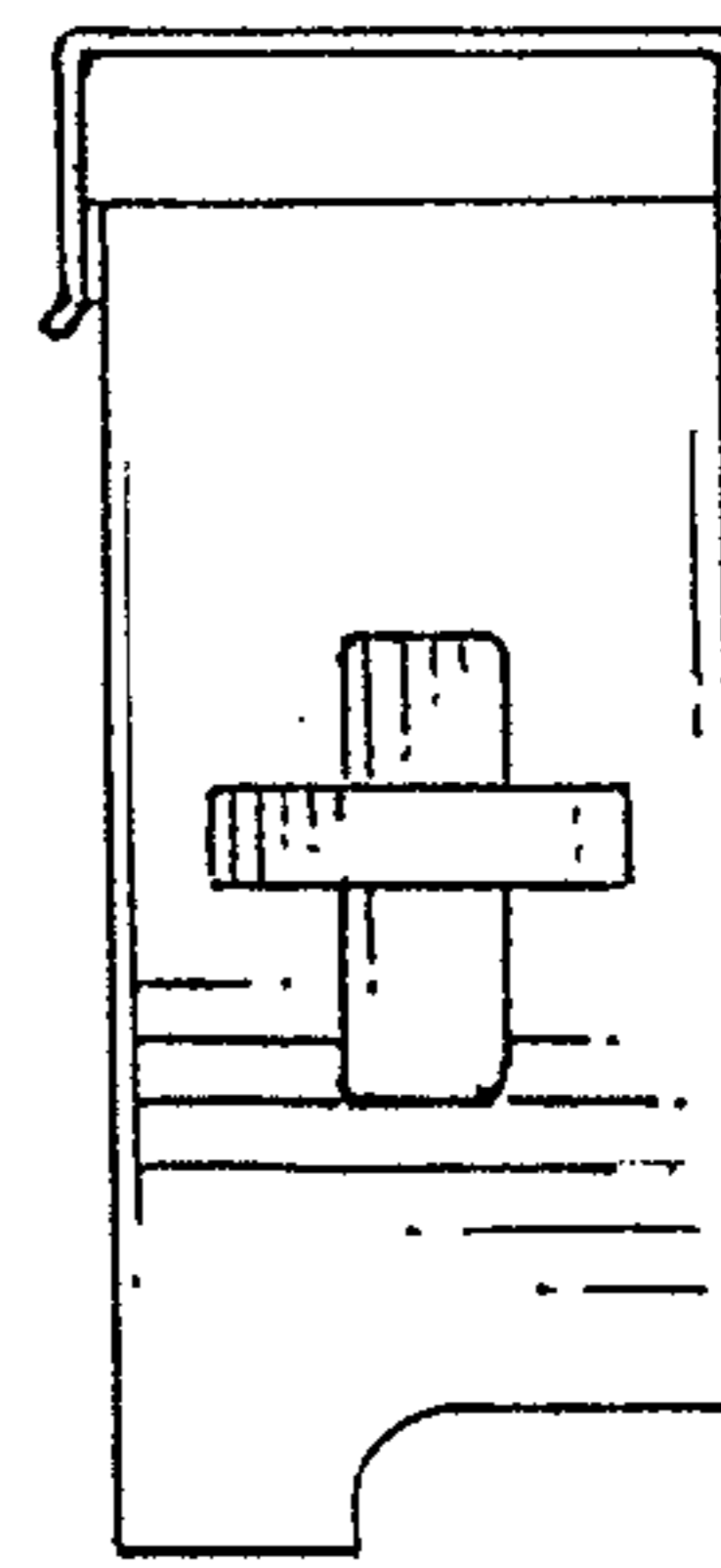


Fig. 4

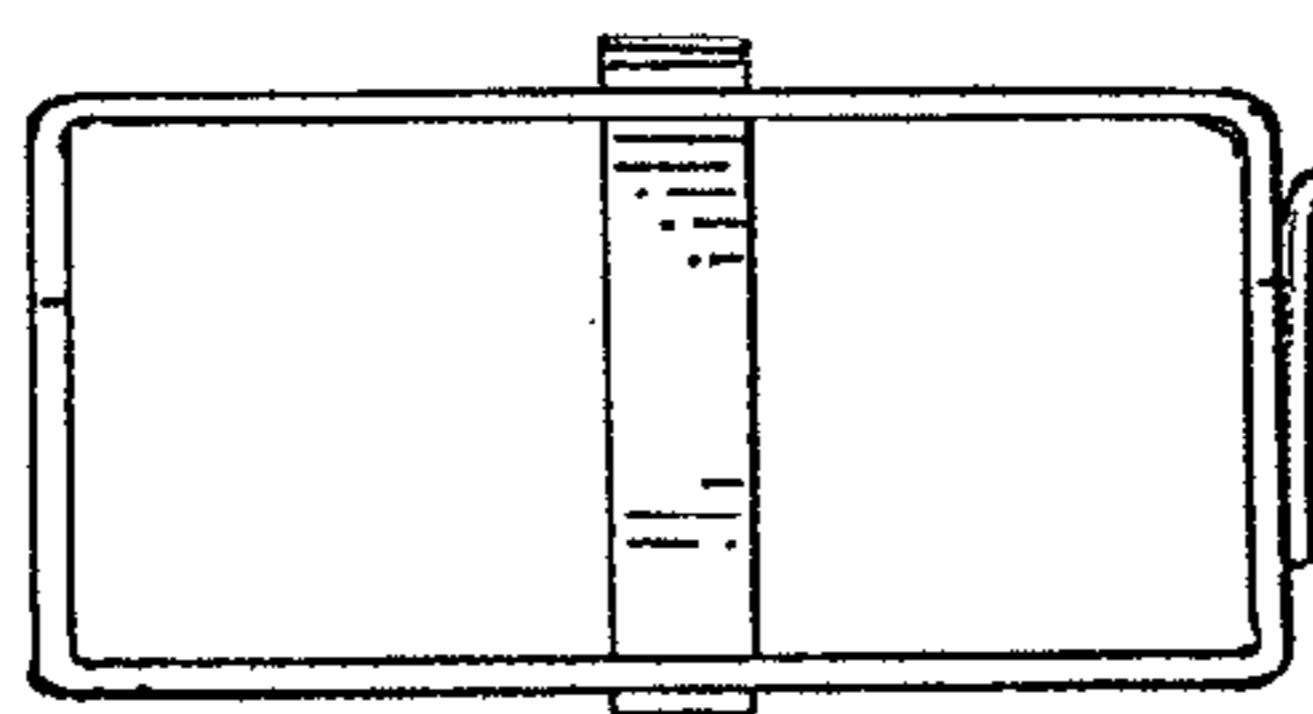


Fig. 6