

US00D667629S

(12) **United States Design Patent**
Alamo

(10) **Patent No.:** **US D667,629 S**

(45) **Date of Patent:** **** Sep. 25, 2012**

(54) **GAS PUMP CLIP**

(76) Inventor: **Alina Alamo**, N. Fort Myers, FL (US)

(**) Term: **14 Years**

(21) Appl. No.: **29/377,100**

(22) Filed: **Oct. 17, 2010**

(51) **LOC (9) Cl.** **03-01**

(52) **U.S. Cl.** **D3/210**

(58) **Field of Classification Search** D11/48,
D11/49, 53, 54, 55, 99, 100-102; 63/26-28,
63/32; D3/207-212; D8/16, 38, 347, 348,
D8/354, 395; 70/456 B, 457, 458; 206/37.1;
D21/576, 593, 594, 606, 609, 610, 611, 659,
D21/660; 74/526

See application file for complete search history.

(56) **References Cited**

U.S. PATENT DOCUMENTS

4,095,629 A * 6/1978 Jordan 141/392
D255,066 S * 5/1980 Hadgis D3/210
4,287,736 A * 9/1981 Hadgis 70/458
D272,231 S * 1/1984 Black, Jr. D8/349

4,683,923 A * 8/1987 Harris 141/392
4,690,182 A * 9/1987 Knaus 141/392
D298,212 S * 10/1988 Gross D8/349
D316,029 S * 4/1991 Taramaschi D8/354
6,830,086 B2 * 12/2004 Smith et al. 141/392
D508,841 S * 8/2005 Jordan, Jr. D8/395
D569,241 S * 5/2008 O'Neill D8/395

* cited by examiner

Primary Examiner — Ralf Seifert

(74) *Attorney, Agent, or Firm* — Robert J. SayFie

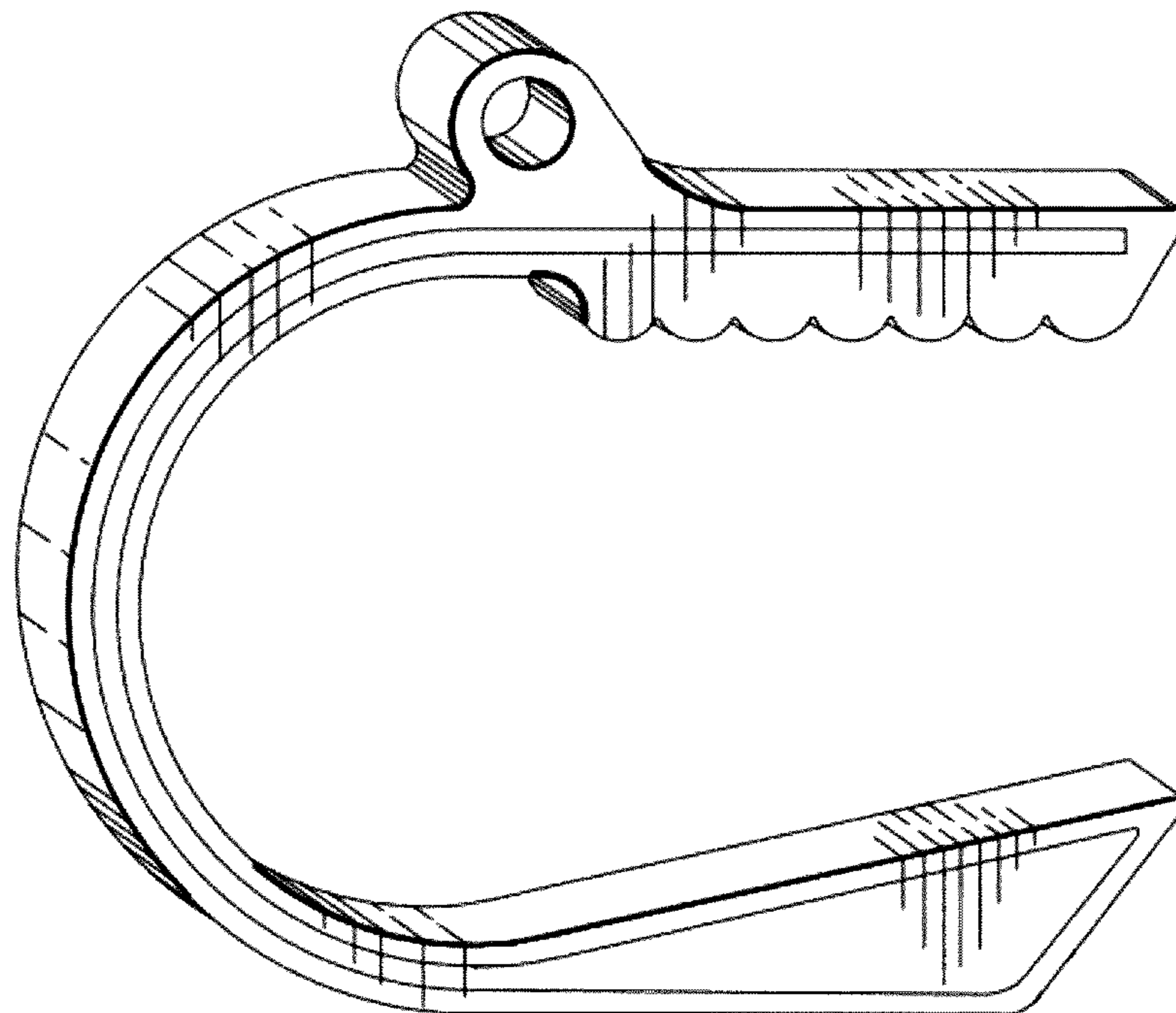
(57) **CLAIM**

The ornamental design for a gas pump clip, as shown and described.

DESCRIPTION

FIG. 1 is a perspective view of a gas pump clip;
FIG. 2 is a left side view of the gas pump clip of FIG. 1;
FIG. 3 is a rear view of the gas pump clip of FIG. 1;
FIG. 4 is a front view of the gas pump clip of FIG. 1;
FIG. 5 is a top view of the gas pump clip of FIG. 1;
FIG. 6 is a right side view of the gas pump clip of FIG. 1; and,
FIG. 7 is a bottom view of the gas pump clip of FIG. 1.

1 Claim, 3 Drawing Sheets



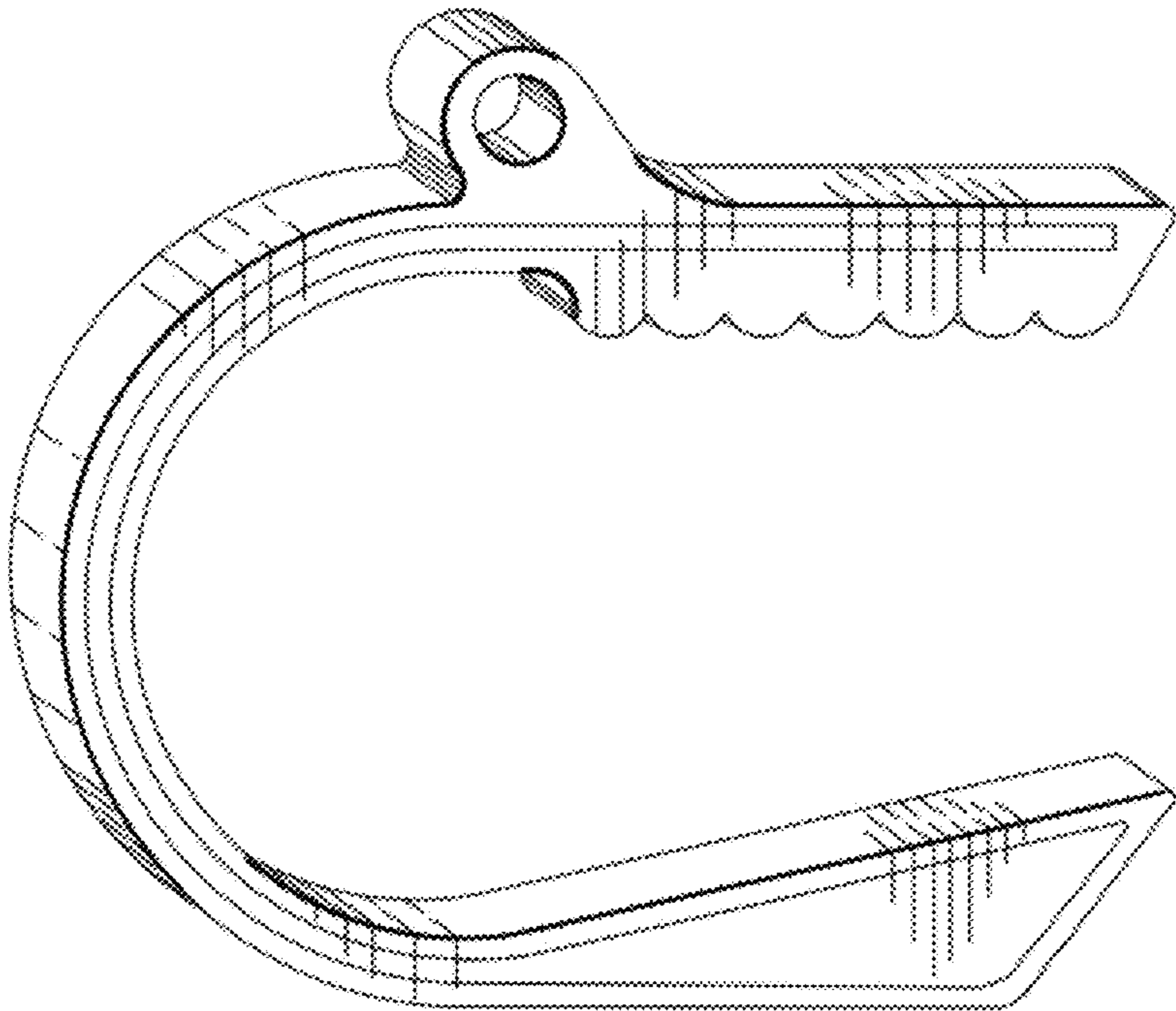


FIG. 1




FIG. 3

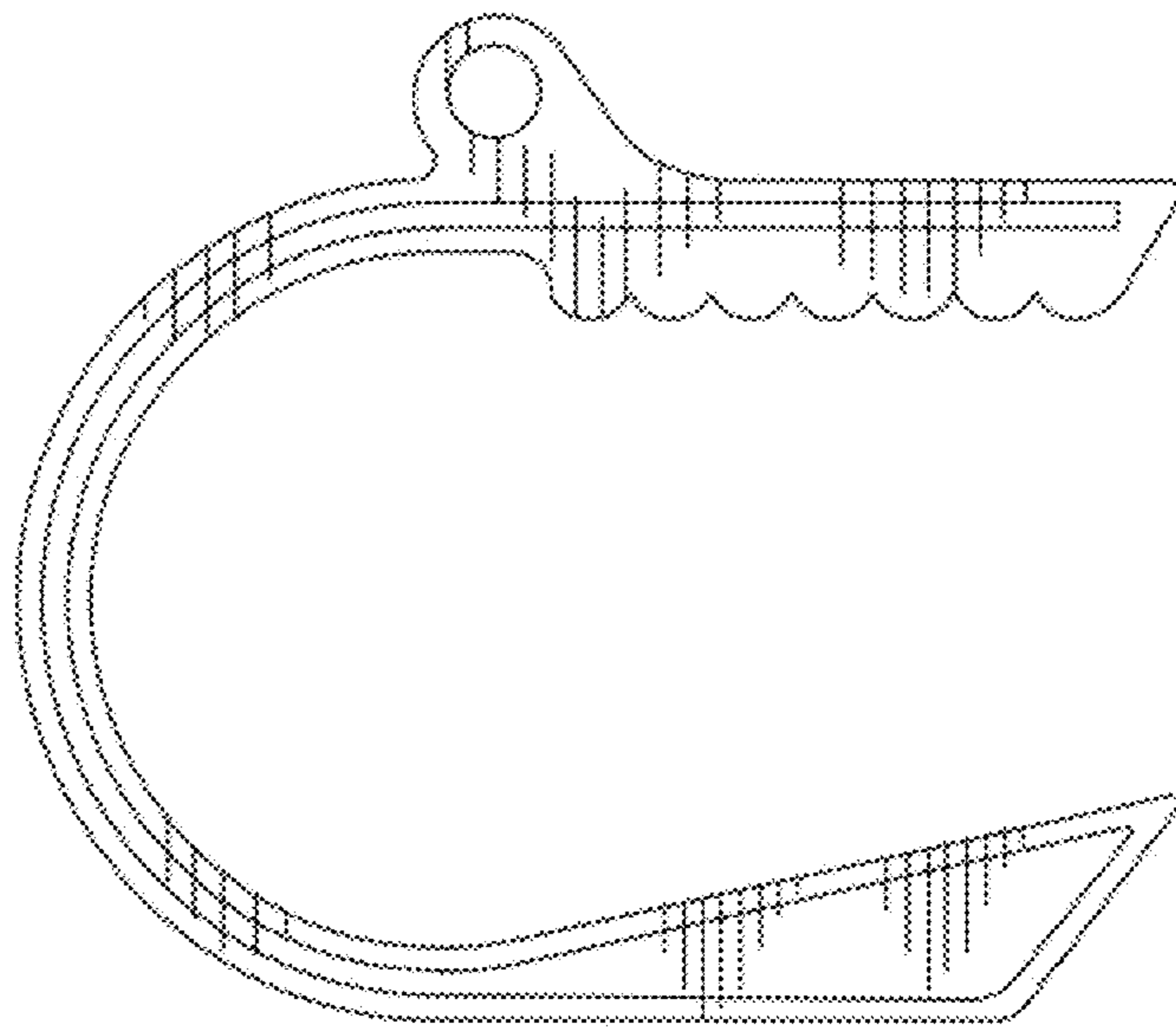


FIG. 2



FIG. 4

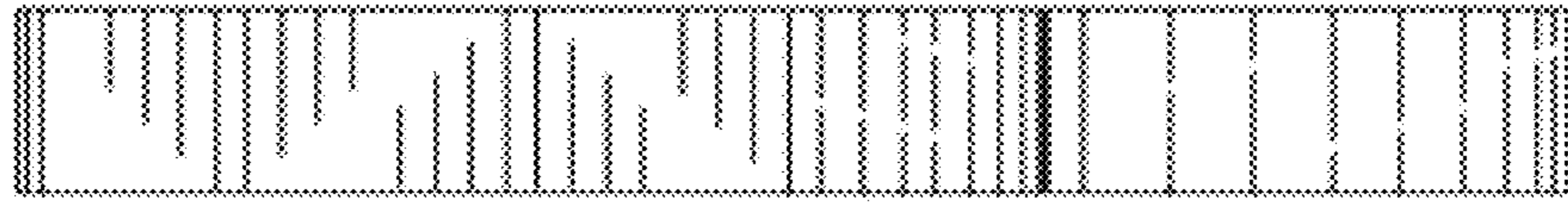


FIG. 5

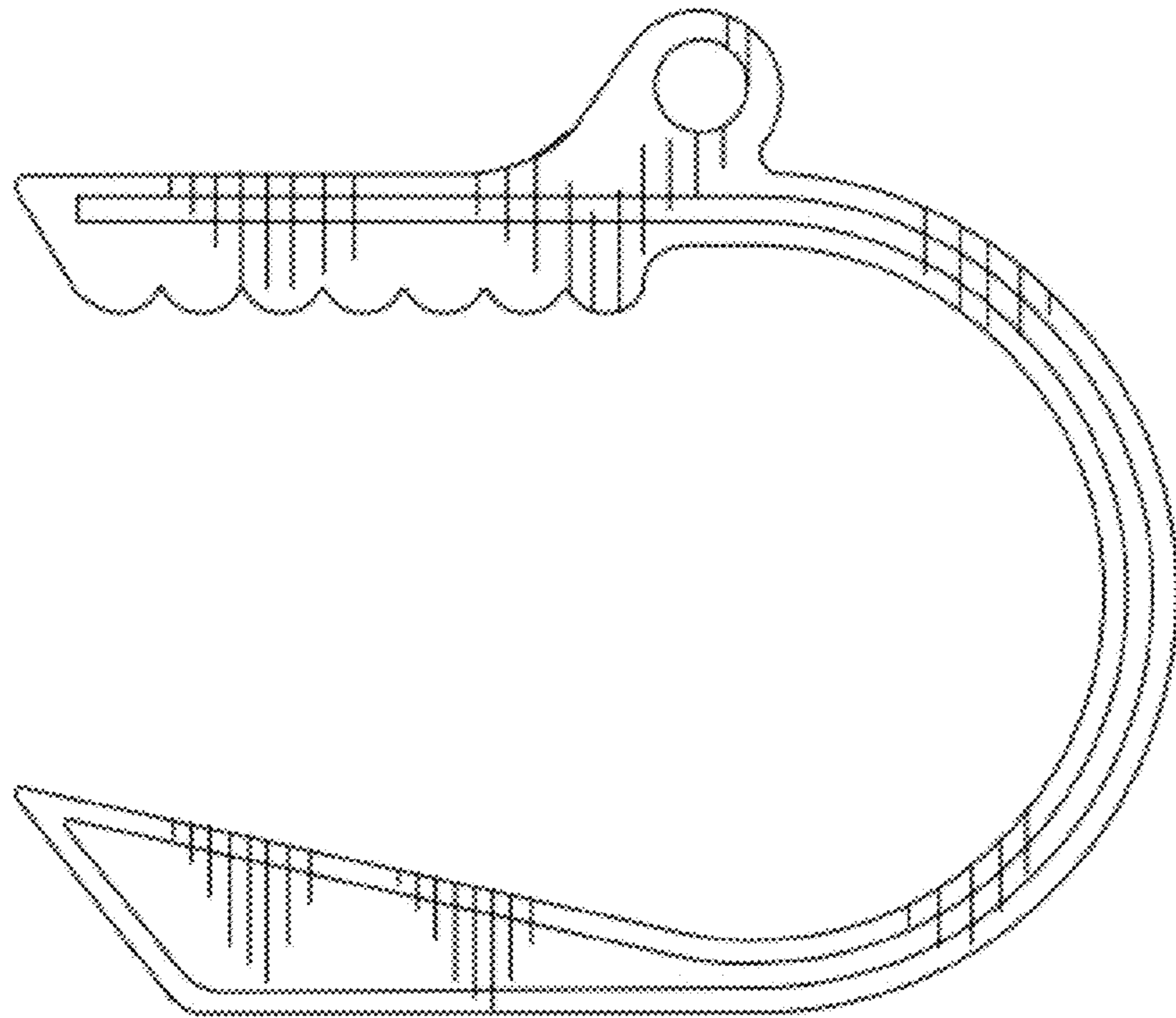


FIG. 6

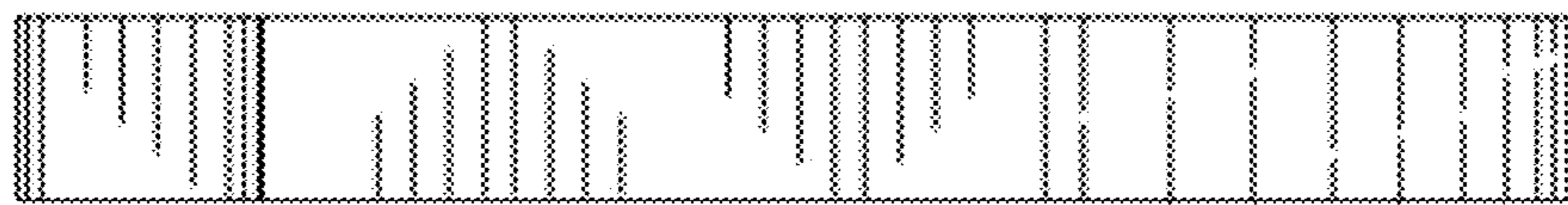


FIG. 7