

US00D667591S

(12) **United States Design Patent**
Juhlin et al.

(10) **Patent No.:** **US D667,591 S**
(45) **Date of Patent:** **** Sep. 18, 2012**

(54) **SIDE PORTION OF A WELDING HELMET**

(75) Inventors: **Oskar Juhlin**, Gustavsberg (SE);
Martin Birath, Lidingö (SE); **Björn Daniels**, Vikarbyn (SE)

(73) Assignee: **3M Innovative Properties Company**,
St. Paul, MN (US)

(**) Term: **14 Years**

(21) Appl. No.: **29/368,902**

(22) Filed: **Aug. 31, 2010**

(30) **Foreign Application Priority Data**

Mar. 10, 2010 (EM) 001200885

(51) **LOC (9) Cl.** **02-03**

(52) **U.S. Cl.** **D29/122**

(58) **Field of Classification Search** D29/100,
D29/102, 104, 105, 106, 107, 108, 109, 110,
D29/111, 122; 2/455, 410, 8.1, 8.2, 8.3,
2/8.4, 8.7, 9, 422, 423, 424, 425, 15, 6.3,
2/6.5, 6.7, 7, 206, 417, 418, 419, 171, 205,
2/431, 432; D2/878, 879, 882; D24/110.1,
D24/110.2, 110.3; 128/206.12, 206.13, 206.28,
128/206.24, 857

See application file for complete search history.

(56) **References Cited**

U.S. PATENT DOCUMENTS

3,594,816 A 7/1971 Webb
D250,067 S * 10/1978 Land, Jr. D29/122
4,495,657 A 1/1985 Bay
D297,179 S * 8/1988 Seehaus et al. D29/122
5,131,101 A 7/1992 Chin
D331,129 S * 11/1992 Heinrich D29/122
D365,666 S 12/1995 Gump
5,970,514 A 10/1999 Wang-Lee
D418,255 S 12/1999 Hohdorf
D420,468 S * 2/2000 Egger D29/122

6,038,705 A 3/2000 Jarvis
D445,546 S 7/2001 Gafforio
D475,815 S 6/2003 Kalhok
D492,820 S 7/2004 Fournier
D497,223 S 10/2004 Kalhok
D517,744 S * 3/2006 Lee et al. D29/122
D524,992 S 7/2006 Belin
D526,097 S 8/2006 Lilenthal
D526,745 S 8/2006 Hohdorf
D532,163 S * 11/2006 Curran et al. D29/122
D539,988 S 4/2007 Crafoord
D565,800 S 4/2008 Wang

(Continued)

FOREIGN PATENT DOCUMENTS

CA 125936 1/2009

(Continued)

OTHER PUBLICATIONS

Juhlin, et al., 3M Speedglas 9100 iF International Forum Design GmbH, © 2009, Verlag, ISBN: 978-3-7643-8981-9.

(Continued)

Primary Examiner — Elizabeth J Oswecki

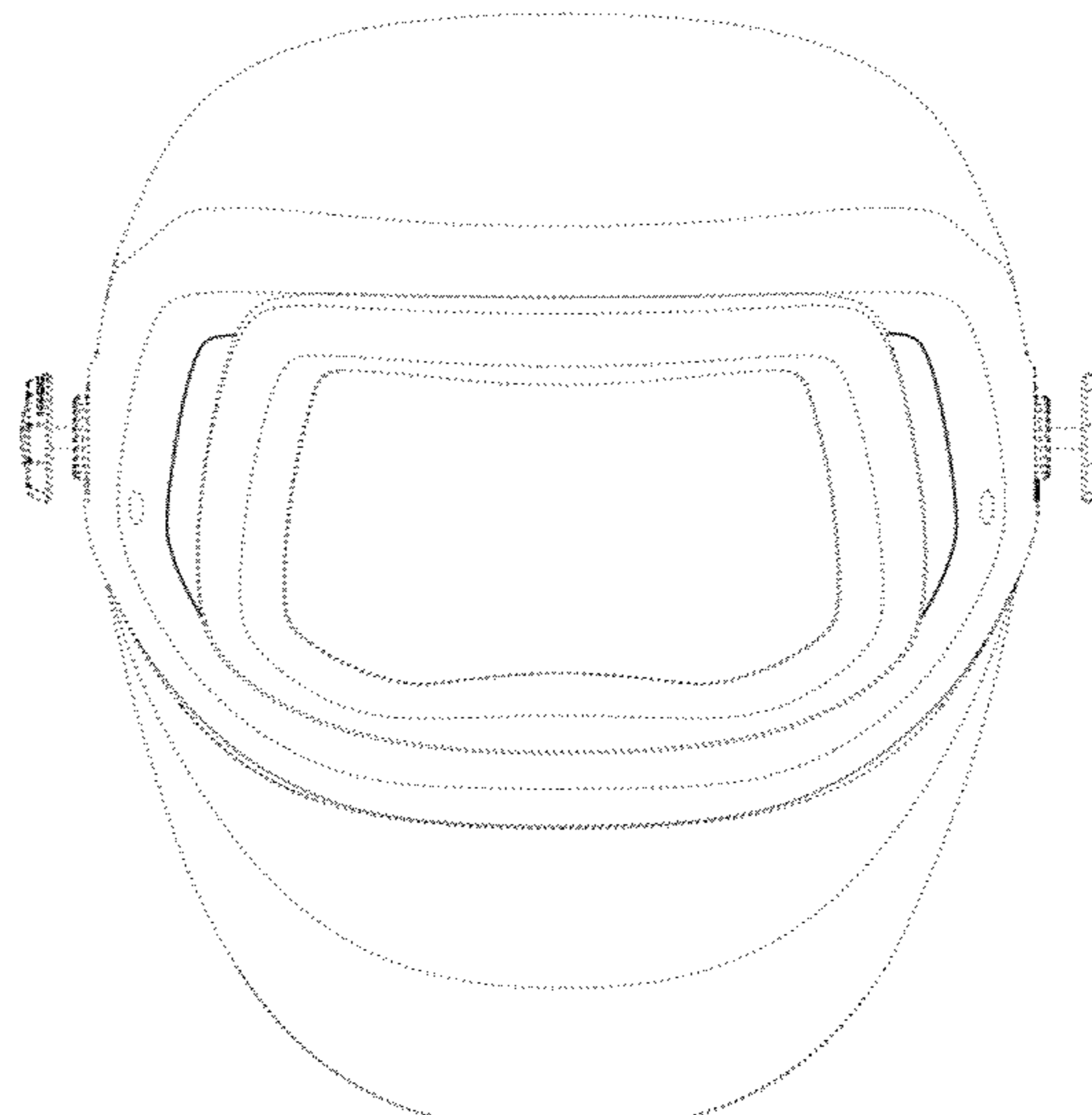
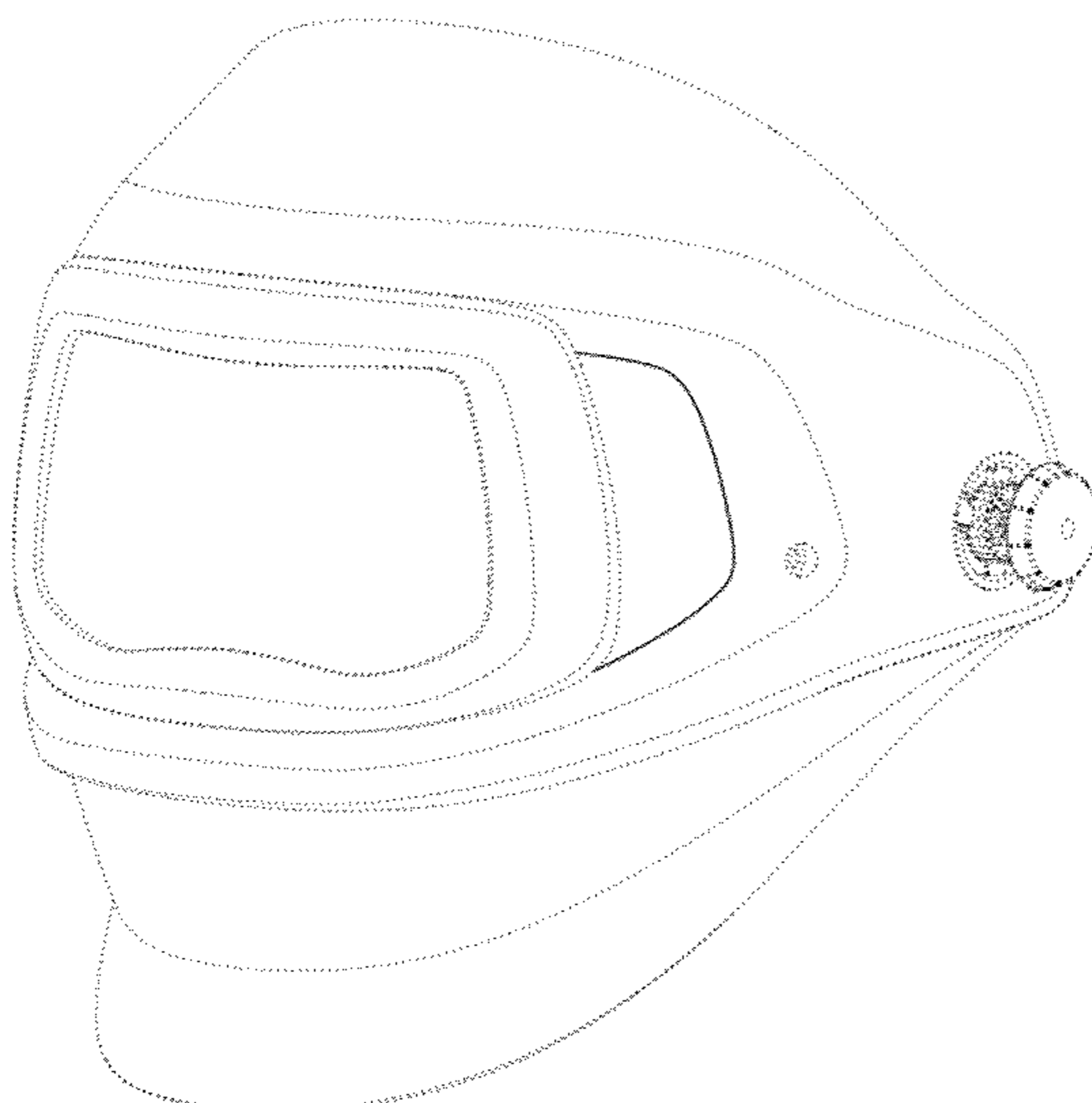
(57) **CLAIM**

The ornamental design for a side portion of a welding helmet, as shown and described.

DESCRIPTION

FIG. 1 is a perspective view of a side portion of a welding helmet showing our new design;
FIG. 2 is a right side view thereof, the left side view being a mirror image thereof;
FIG. 3 is a front view thereof;
FIG. 4 is a rear view thereof;
FIG. 5 is a top view thereof; and,
FIG. 6 is a bottom view thereof.
In the drawings, the broken lines in FIGS. 1-6 depict portions of the design that form no part of the claim.

1 Claim, 5 Drawing Sheets



US D667,591 S

Page 2

U.S. PATENT DOCUMENTS

D567,451	S	4/2008	Dion	
D574,558	S	8/2008	Morency	
D583,107	S	12/2008	Morency	
D584,003	S	12/2008	Juhlin	
D584,005	S	12/2008	Morency	
D584,006	S	12/2008	Juhlin	
D584,007	S	* 12/2008	Juhlin	D29/122
D584,008	S	12/2008	Juhlin	
D584,009	S	* 12/2008	Juhlin	D29/122
D585,160	S	1/2009	Juhlin	
D590,547	S	* 4/2009	Brace et al.	D29/122
D590,548	S	* 4/2009	Johnson et al.	D29/122
D597,709	S	* 8/2009	Juhlin	D29/122
D601,308	S	9/2009	Broersma	
D604,911	S	11/2009	Juhlin	
D616,155	S	* 5/2010	Juhlin	D29/122
D617,956	S	* 6/2010	Taylor et al.	D29/122
D631,614	S	1/2011	Renaud-Goud	
2006/0080761	A1	4/2006	Huh	

FOREIGN PATENT DOCUMENTS

CA	125938	1/2009
CA	125939	1/2009
EM	0009754380001	8/2008
JP	1351393	1/2009
KR	300528687	5/2009

OTHER PUBLICATIONS

3M Korea, 3M Speedglas, "Comfortable Protection for Safer Welding," Date unknown, however believed to be prior the filing of this application. Literature was cited in foreign counterpart Korean Application No. 30-2010-39963 in an Office Action dated Nov. 30, 2011.

* cited by examiner



FIG. 1

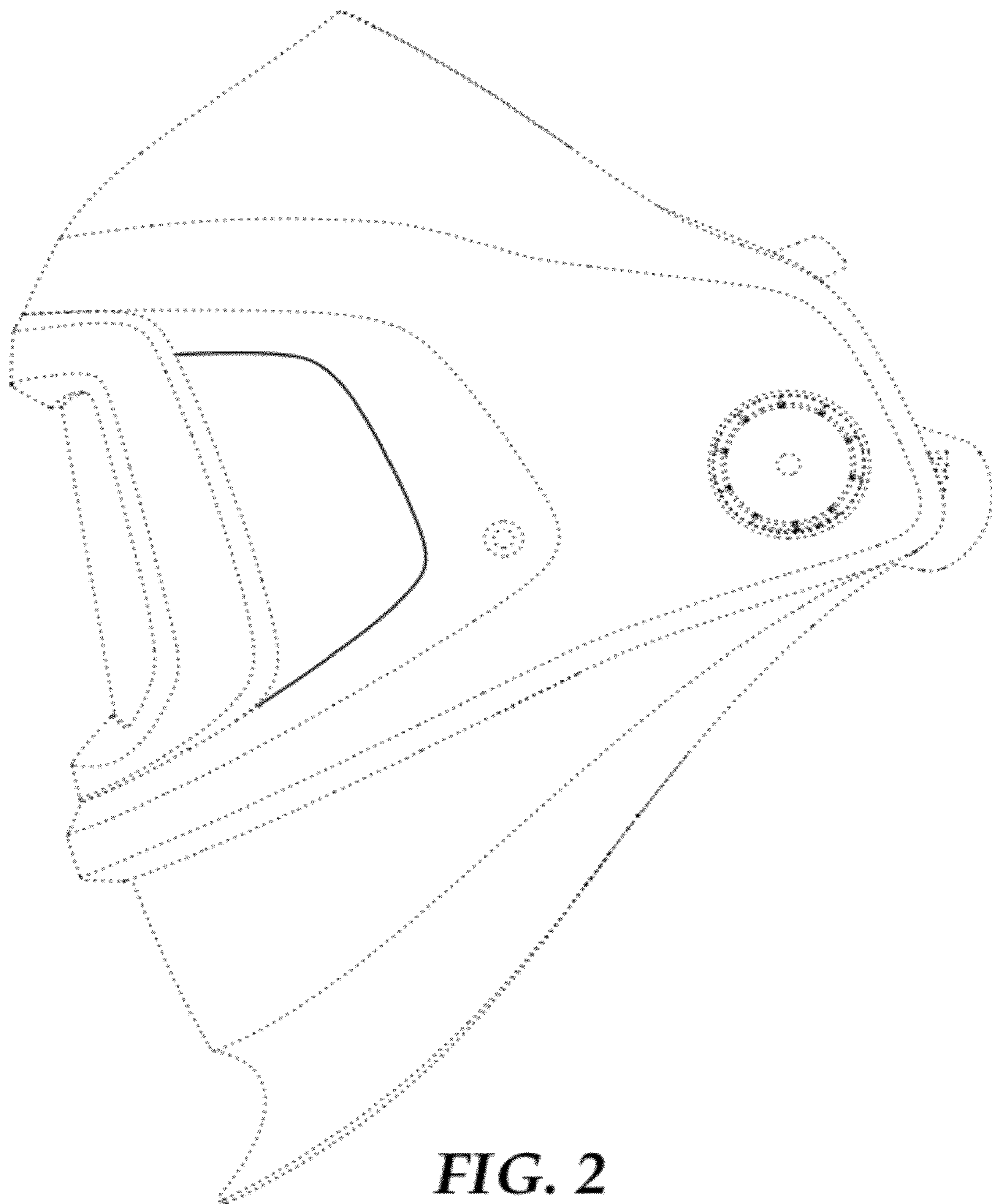


FIG. 2

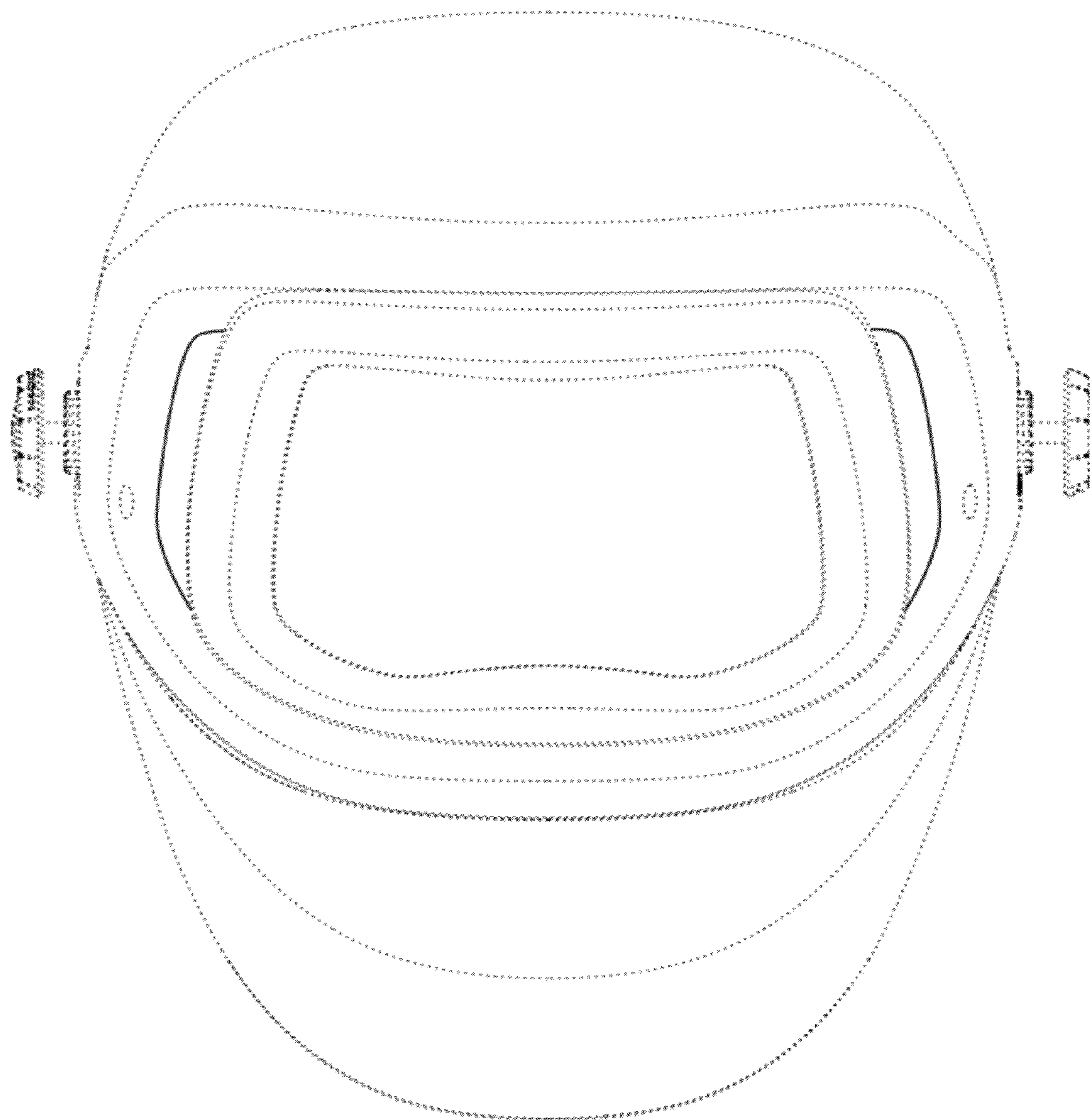


FIG. 3

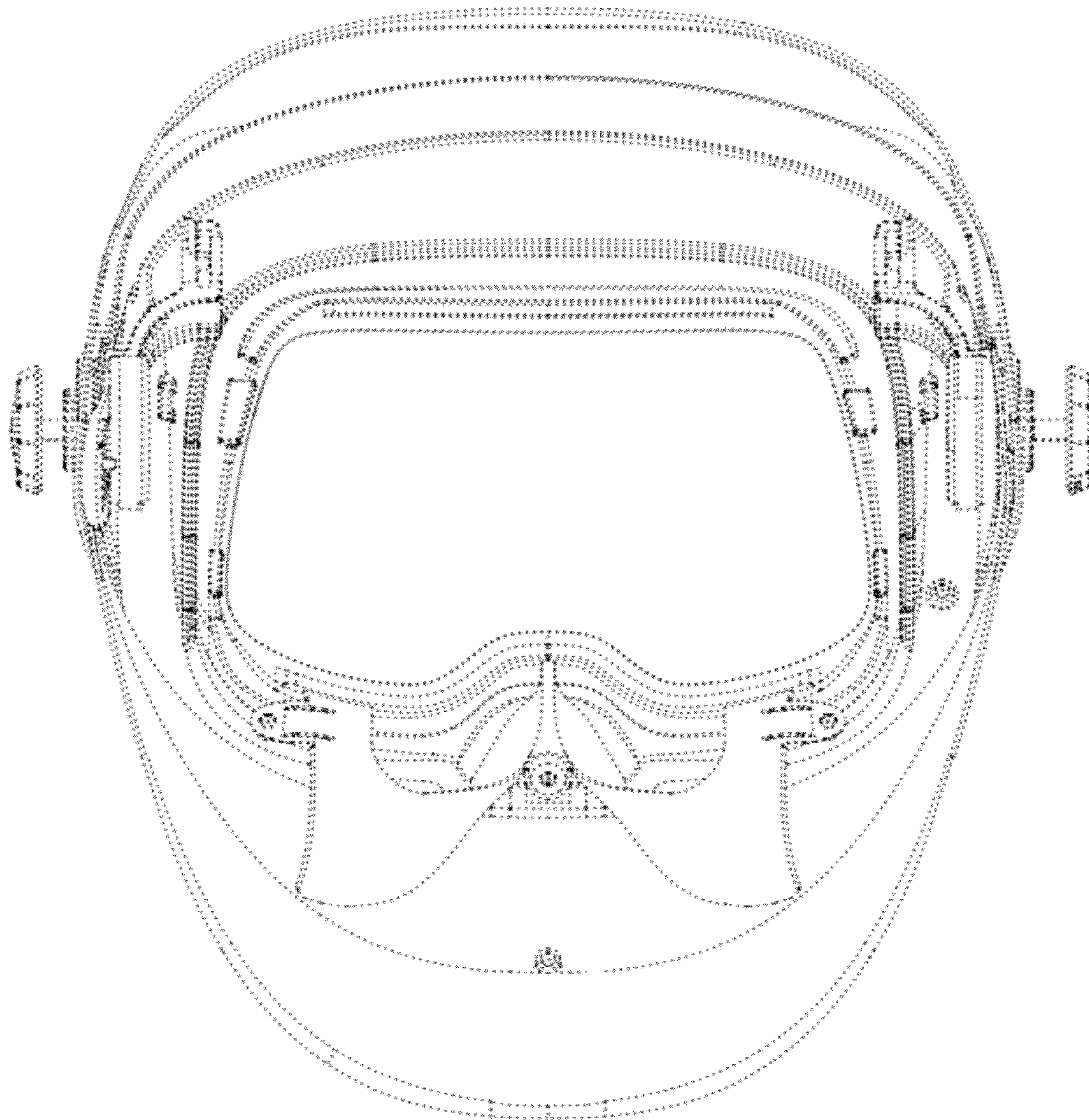


FIG. 4

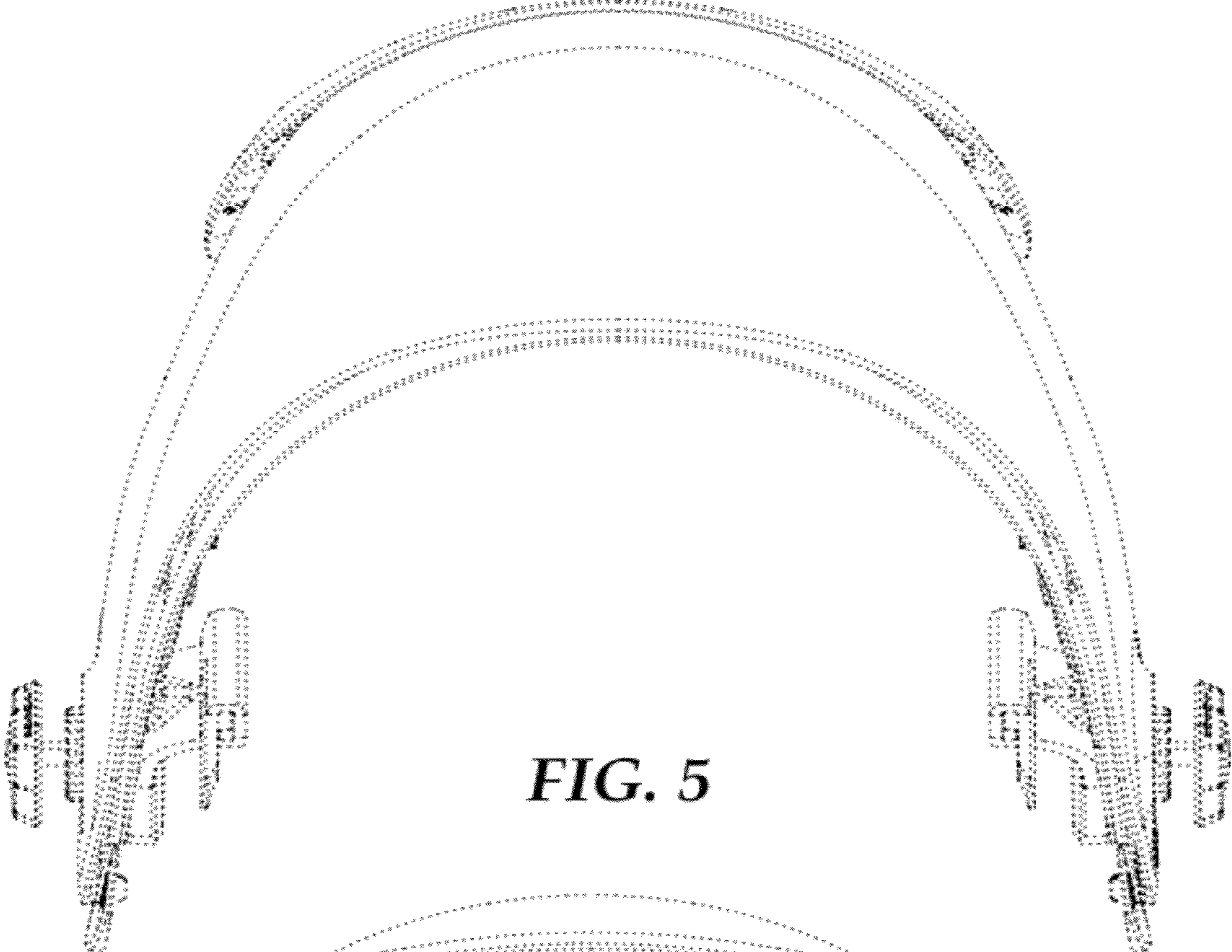


FIG. 5

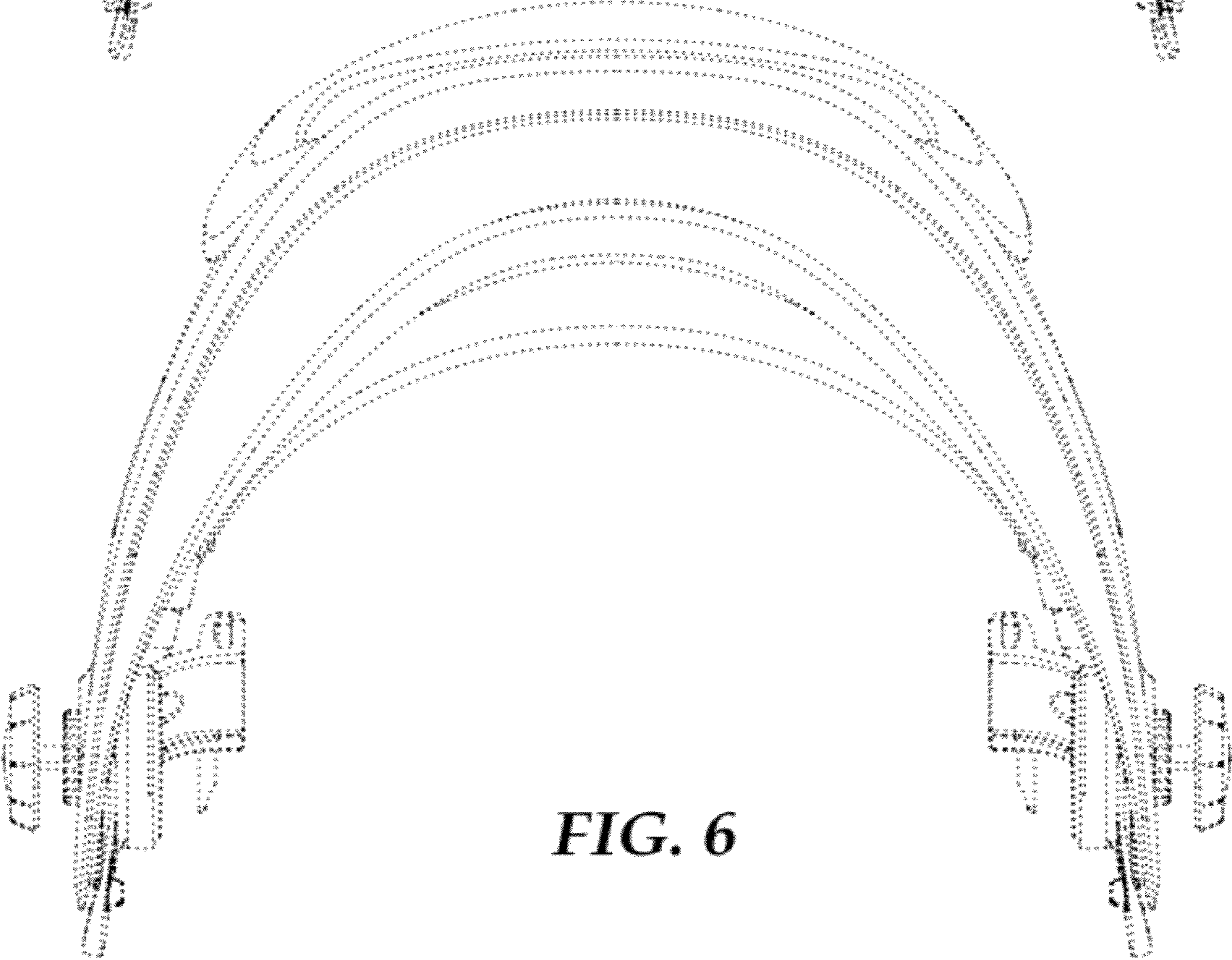


FIG. 6