

US00D667578S

(12) **United States Design Patent**
Milz et al.

(10) **Patent No.:** **US D667,578 S**

(45) **Date of Patent:** **** Sep. 18, 2012**

(54) **FLASHLIGHT**

(75) Inventors: **Erik Milz**, Superior, CO (US); **Scott Cardwell**, Erie, CO (US)

(73) Assignee: **TerraLUX, Inc.**, Longmont, CO (US)

(**) Term: **14 Years**

(21) Appl. No.: **29/409,621**

(22) Filed: **Dec. 27, 2011**

(51) **LOC (9) Cl.** **26-02**

(52) **U.S. Cl.** **D26/49**

(58) **Field of Classification Search** D26/37,
D26/38, 46, 49; 362/157, 158, 183, 184,
362/194-196, 198, 200-208

See application file for complete search history.

(56) **References Cited**

U.S. PATENT DOCUMENTS

D493,240 S *	7/2004	To	D26/49
D529,643 S *	10/2006	Kung	D26/37
D570,511 S *	6/2008	Shiu	D26/49
D596,772 S *	7/2009	Chang	D26/49
D641,093 S *	7/2011	Kidman	D26/49

D646,008 S *	9/2011	Couture	D26/49
D649,670 S *	11/2011	Robinson	D26/49
D656,261 S *	3/2012	Lee	D26/49
D659,272 S *	5/2012	Nguyen et al.	D26/49

* cited by examiner

Primary Examiner — Ian Simmons

Assistant Examiner — Carissa C Fitts

(74) *Attorney, Agent, or Firm* — Bingham McCutchen LLP

(57) **CLAIM**

The ornamental design for a flashlight, substantially as shown and described.

DESCRIPTION

FIG. 1 is a perspective view of a flashlight incorporating the design;

FIG. 2 is a top view thereof;

FIG. 3 is a bottom view thereof;

FIG. 4 is a left-side elevation view thereof;

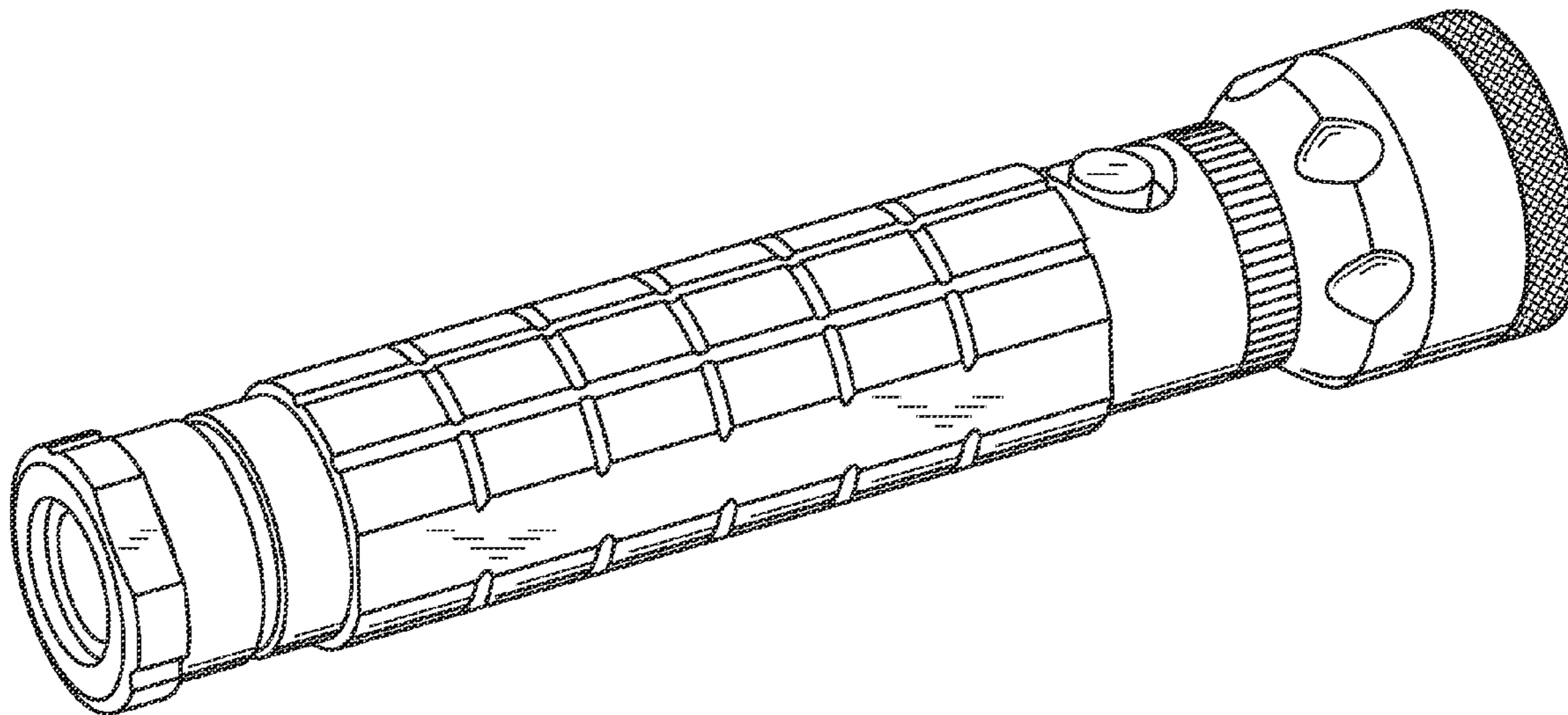
FIG. 5 is a right-side elevation view thereof;

FIG. 6 is a front view thereof; and,

FIG. 7 is a back view thereof.

The broken line showing is for environmental purposes only and forms no part of the claimed design.

1 Claim, 4 Drawing Sheets



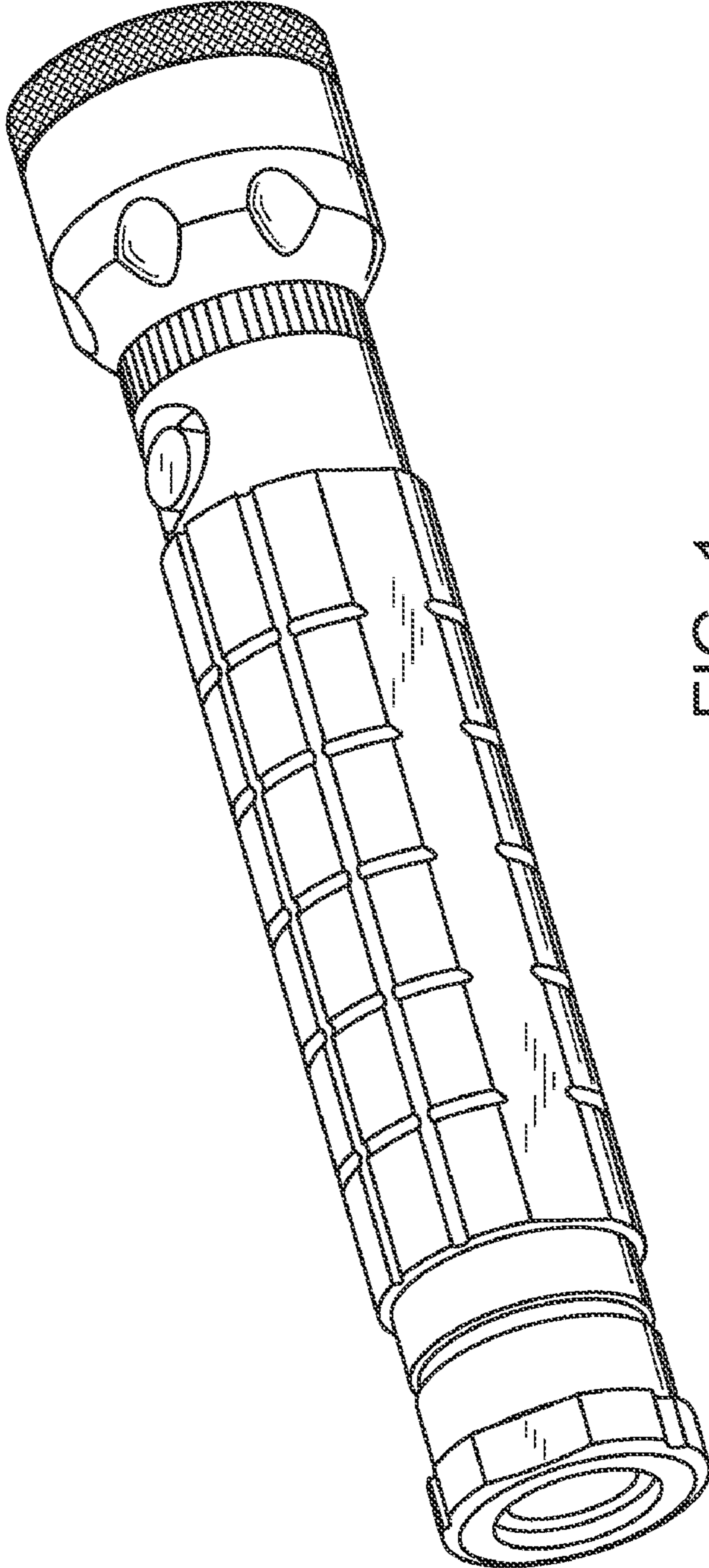


FIG. 1

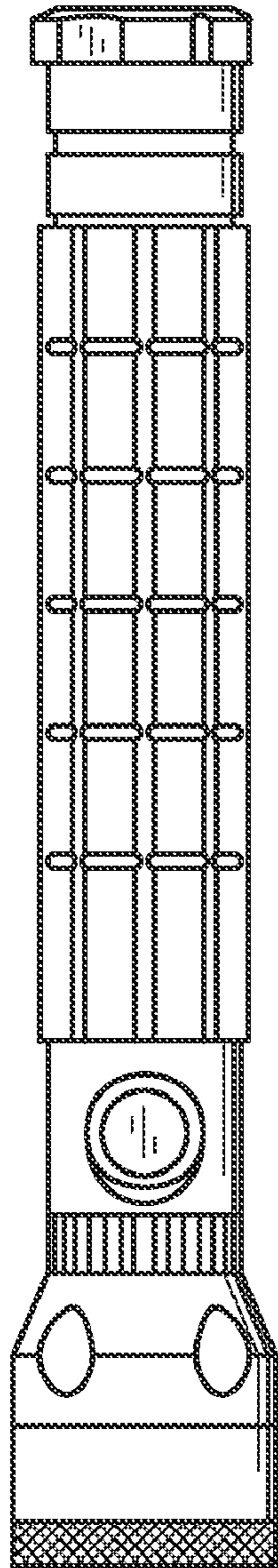


FIG. 2

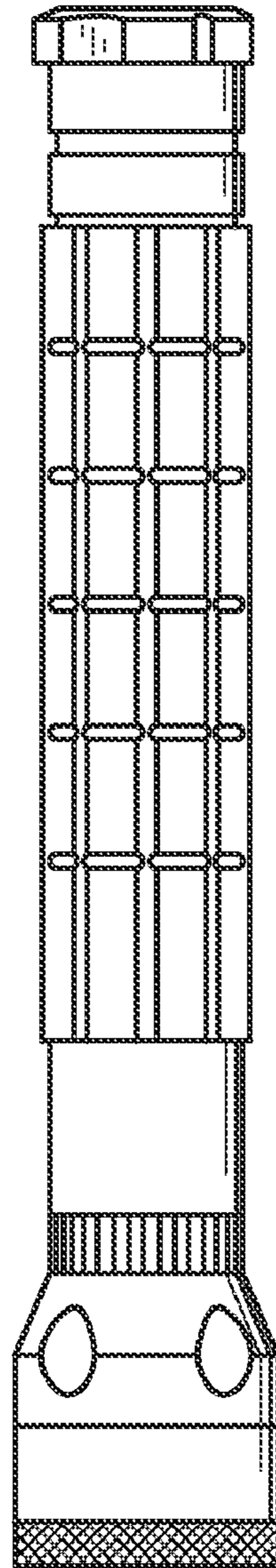


FIG. 3

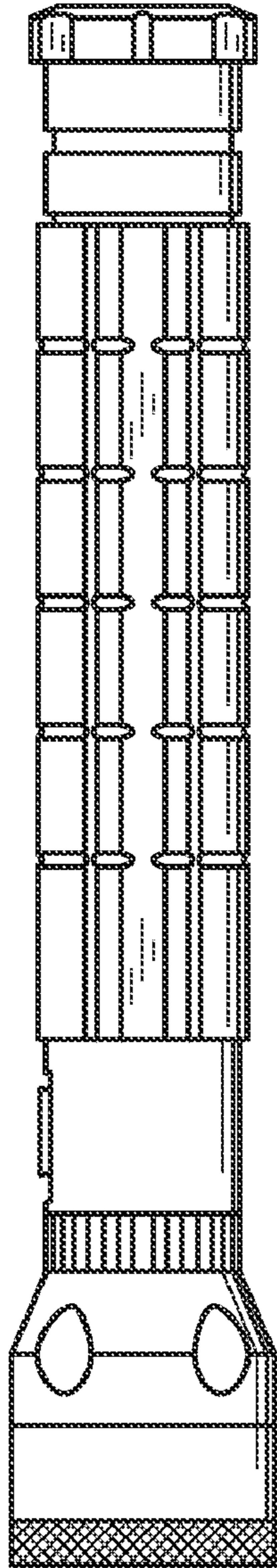


FIG. 4

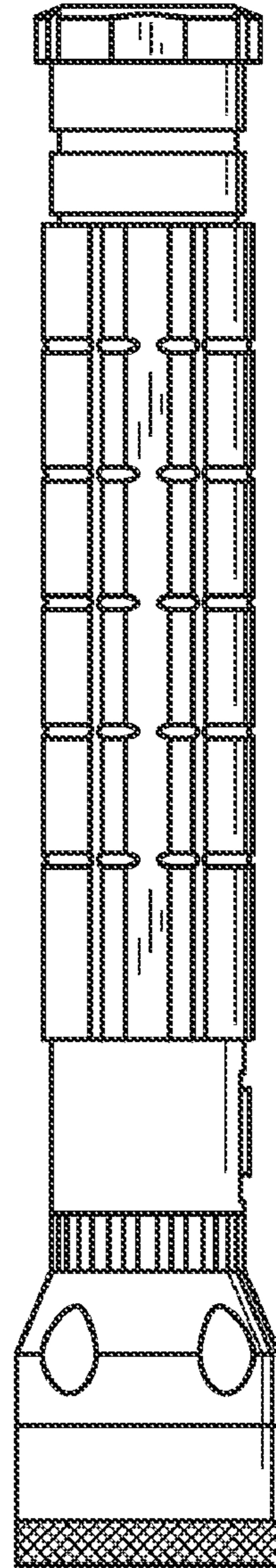


FIG. 5




FIG. 6

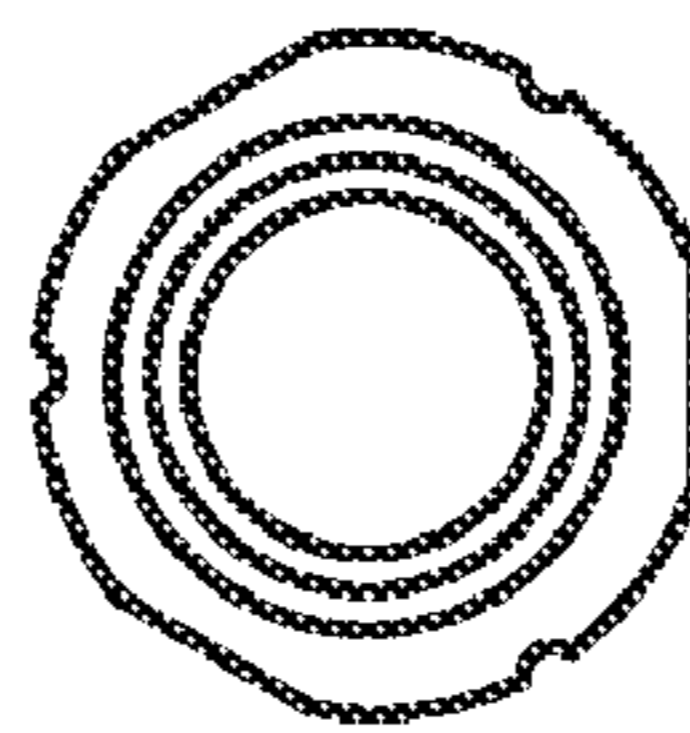


FIG. 7