

US00D667565S

(12) **United States Design Patent**  
**Tsakiris**

(10) **Patent No.:** **US D667,565 S**

(45) **Date of Patent:** **\*\* Sep. 18, 2012**

(54) **CORNER SHIELD**

**FOREIGN PATENT DOCUMENTS**

(76) Inventor: **Theodore Tsakiris**, Honolulu, HI (US)

DE 29505828 8/1996  
GB 2164677 3/1986

(\*\*) Term: **14 Years**

\* cited by examiner

(21) Appl. No.: **29/408,382**

*Primary Examiner* — Doris Clark

(22) Filed: **Dec. 12, 2011**

(74) *Attorney, Agent, or Firm* — Seth M. Reiss, AAL, ALLLC; Seth M. Reiss

(51) **LOC (9) Cl.** ..... **25-01**

(52) **U.S. Cl.** ..... **D25/102**

(58) **Field of Classification Search** ..... D25/102;  
52/287.1, 211

(57) **CLAIM**

I claim the ornamental design for a corner shield, as shown and described.

See application file for complete search history.

**DESCRIPTION**

(56) **References Cited**

**U.S. PATENT DOCUMENTS**

56,800	A	7/1866	Richards	
182,990	A	10/1876	Bugbee	
599,395	A *	2/1898	Liebreich	52/287.1
799,430	A	9/1905	Anderson	
922,146	A	5/1909	Jennison	
1,845,603	A	2/1932	Huntley	
2,921,352	A *	1/1960	Pfeifle	164/249
7,373,729	B2	5/2008	Mossot et al.	
D605,309	S *	12/2009	Schick	D25/102
2007/0175133	A1	8/2007	Woytowich et al.	

FIG. 1 is a top right perspective view of the corner shield of the subject invention.

FIG. 2 is a bottom left perspective view of the corner shield.

FIG. 3 is a front view of the corner shield of the subject invention.

FIG. 4 is a rear view thereof.

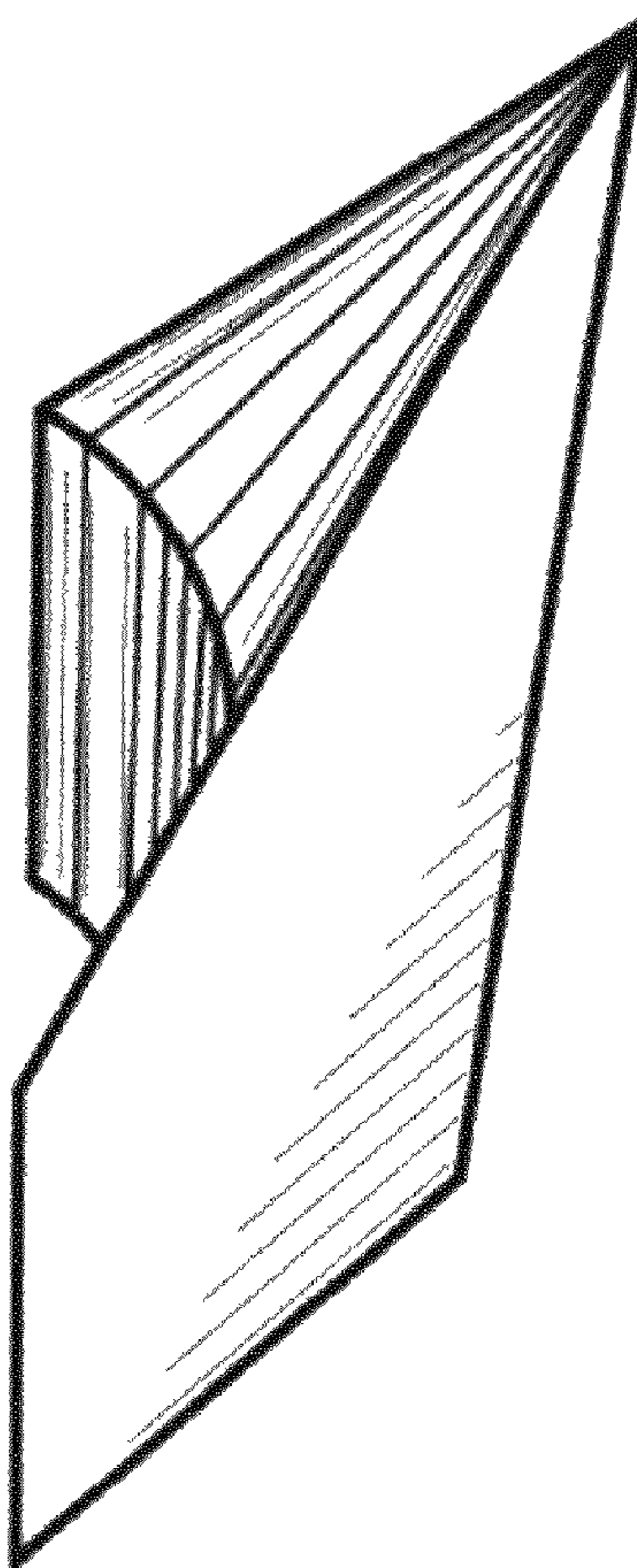
FIG. 5 is a left side elevation view of the corner shield.

FIG. 6 is a right side elevation view thereof.

FIG. 7 is a top view of the corner shield; and,

FIG. 8 is a bottom view of the corner shield of the subject invention.

**1 Claim, 4 Drawing Sheets**



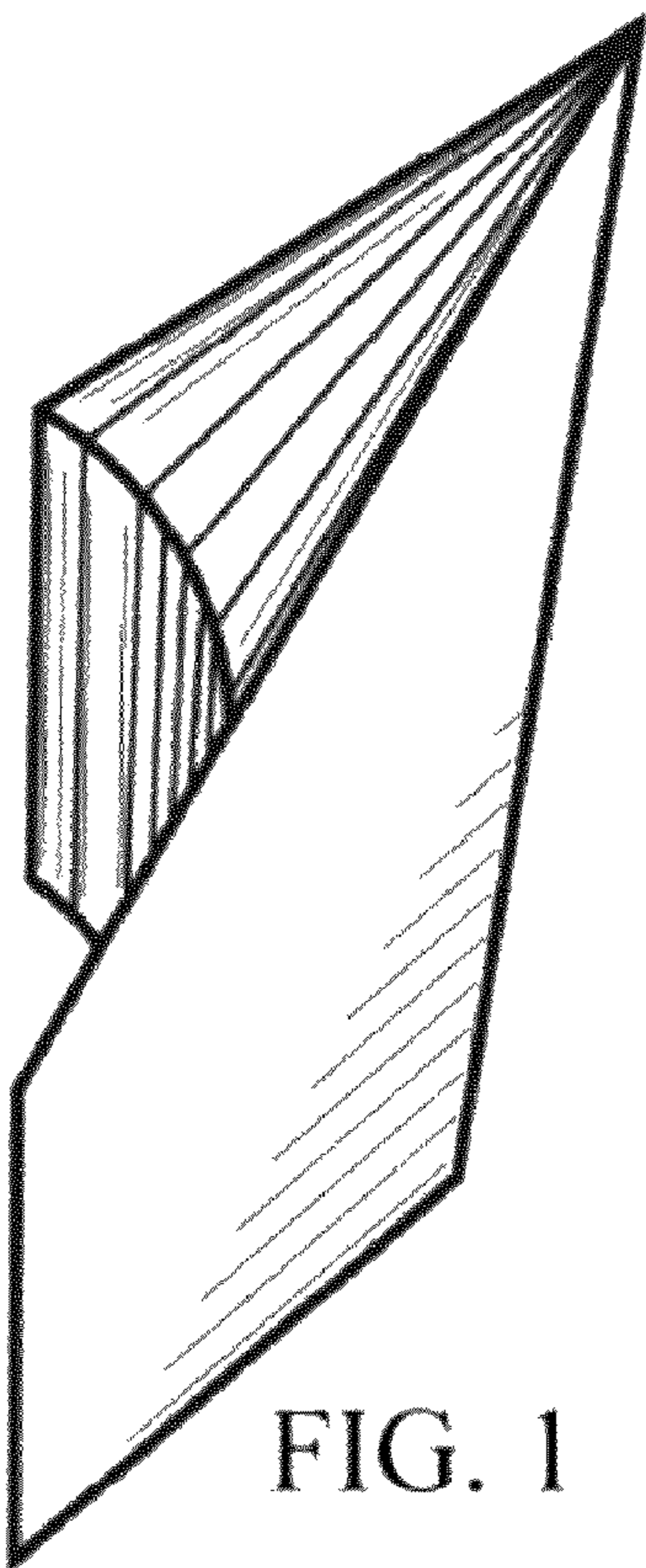


FIG. 1




FIG. 2

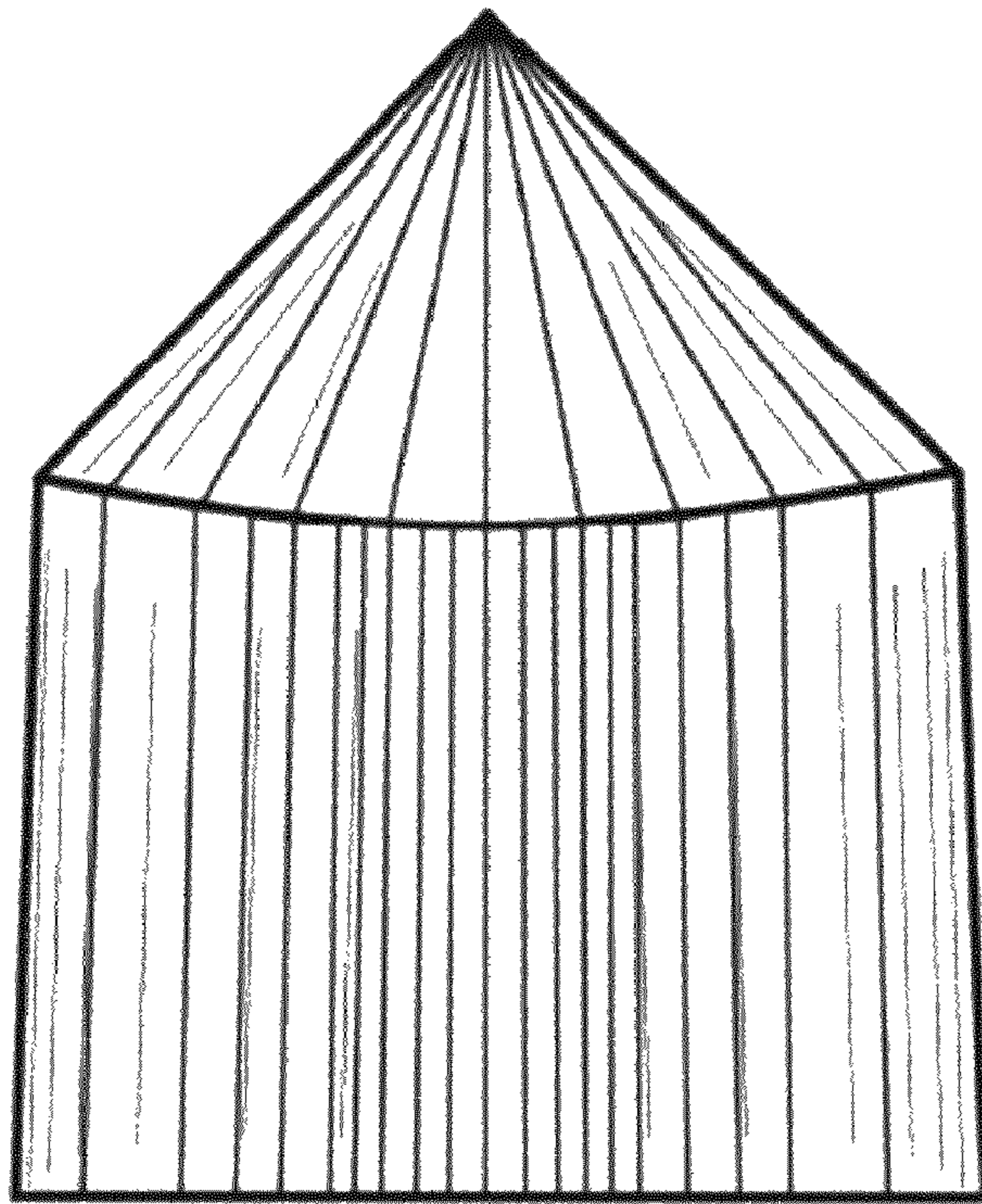


FIG. 3

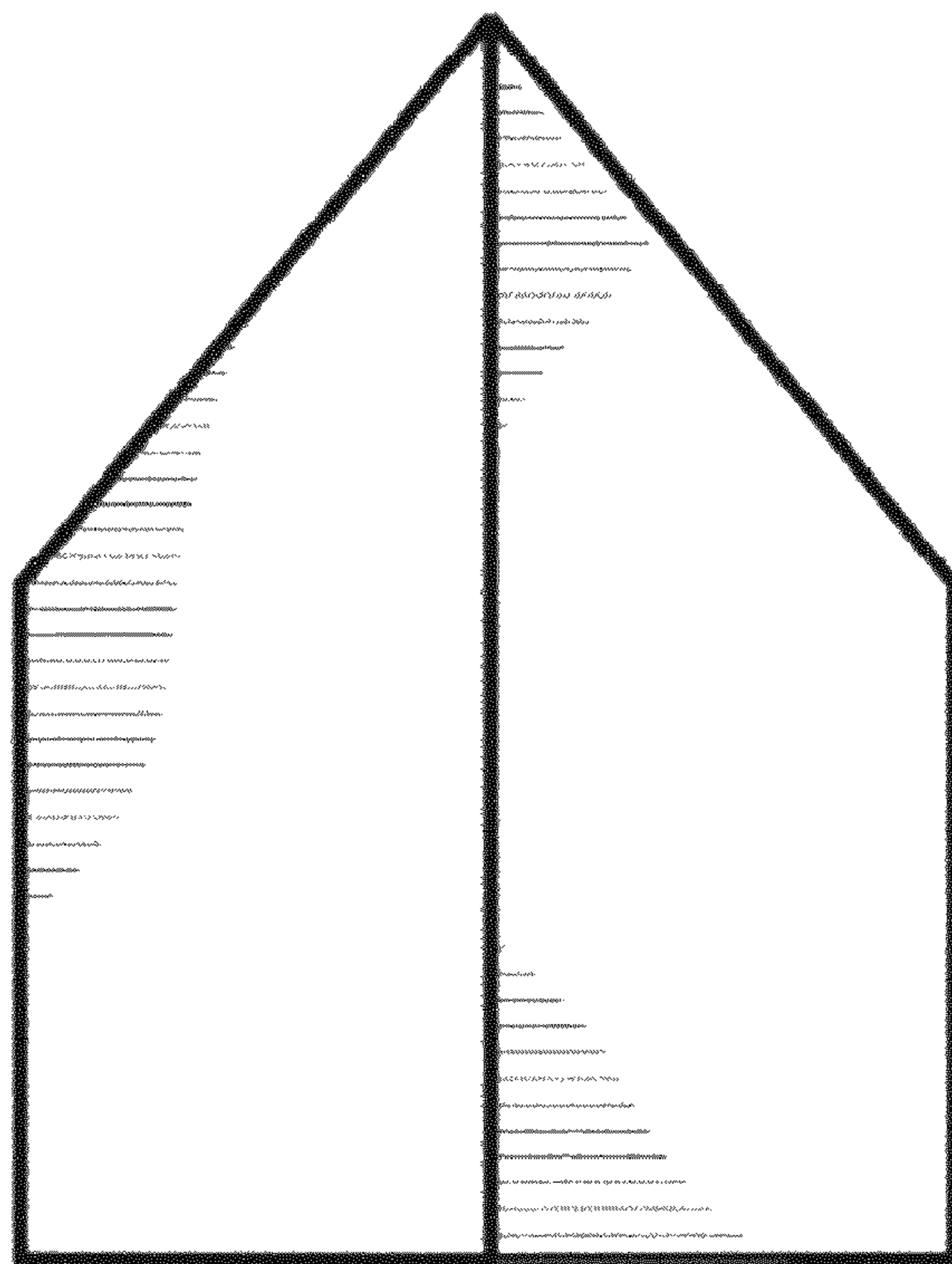


FIG. 4




FIG. 5




FIG. 6

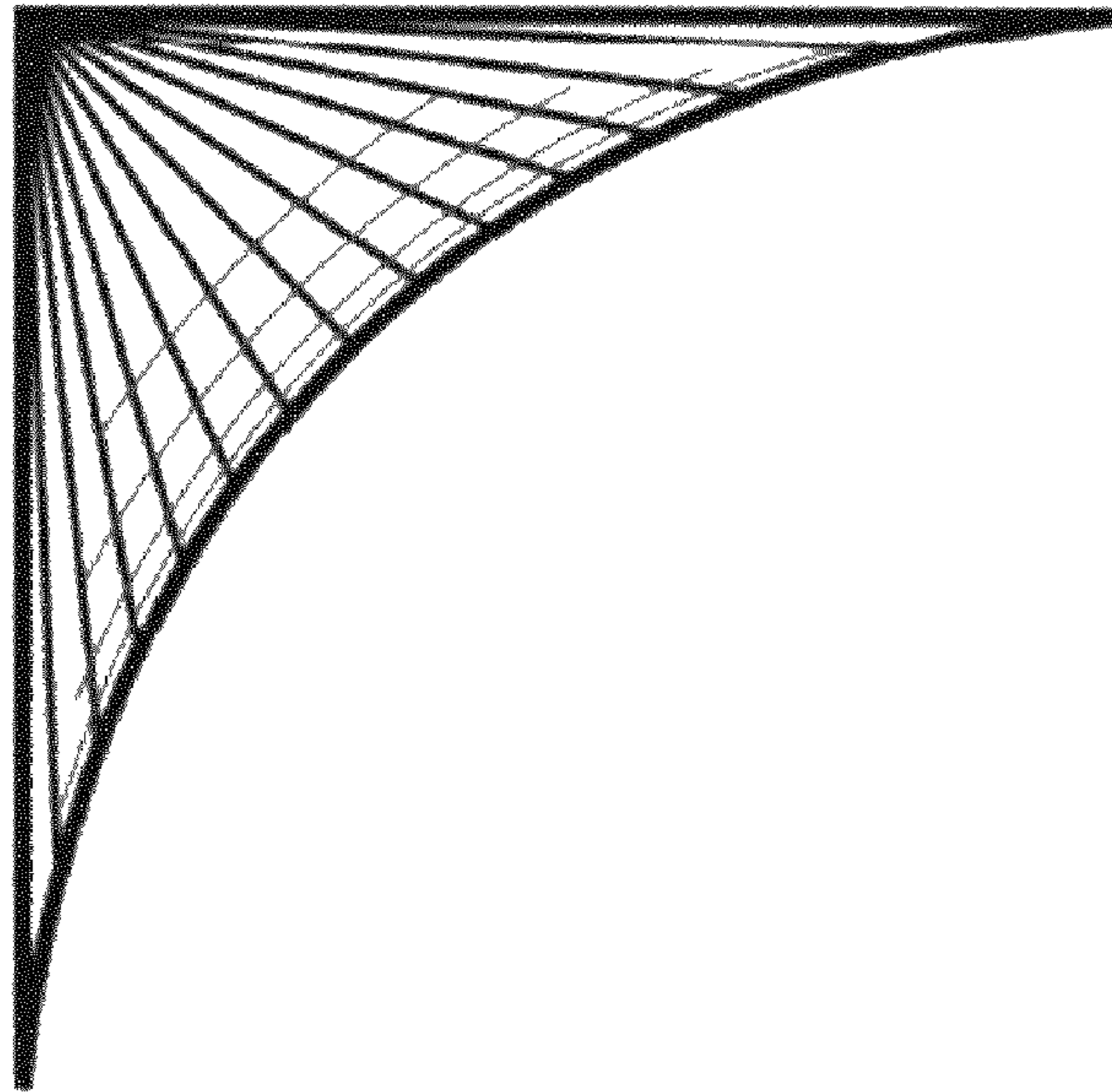


FIG. 7




FIG. 8