



US00D667563S

(12) **United States Design Patent**
Gioe

(10) **Patent No.:** **US D667,563 S**

(45) **Date of Patent:** **** Sep. 18, 2012**

(54) **FENCE**

(76) **Inventor:** **Anthony Gioe**, Pelham, NY (US)

(**) **Term:** **14 Years**

(21) **Appl. No.:** **29/401,604**

(22) **Filed:** **Sep. 13, 2011**

(51) **LOC (9) Cl.** **25-02**

(52) **U.S. Cl.** **D25/38.1**

(58) **Field of Classification Search** D25/38.1,
D25/39, 42, 43, 44, 48.5, 126; 256/22, 34,
256/73; 52/153, 301

See application file for complete search history.

(56) **References Cited**

U.S. PATENT DOCUMENTS

D345,613 S * 3/1994 Berghel D25/126
D485,686 S * 1/2004 Stein D6/332
D583,485 S * 12/2008 Lo D25/48.5

OTHER PUBLICATIONS

New York Yankees Partnership Executive Offices Yankee Stadium
Bronx New York 10451, Design Only, U.S. Serial No. 77242605,
filed Jul. 30, 2007, 2 pages.

New York Yankees Partnership Executive Offices Yankee Stadium
Bronx New York 10451, Design Only, U.S. Serial No. 77242601,
filed Jul. 30, 2007, 2 pages.

New York Yankees Partnership Executive Offices Yankee Stadium
Bronx New York 10451, Design Only, U.S. Serial No. 77242597,
filed Jul. 30, 2007, 2 pages.

New York Yankees Partnership Executive Offices Yankee Stadium
Bronx New York 10451, Design Only, U.S. Serial No. 77242611,
filed Jul. 30, 2007, 2 pages.

New York Yankees Partnership Executive Offices Yankee Stadium
Bronx New York 10451, Design Only, U.S. Serial No. 77242606,
filed Jul. 30, 2007, 2 pages.

New York Yankees Partnership Executive Offices Yankee Stadium
Bronx New York 10451, Design Only, U.S. Serial No. 77242609,
filed Jul. 30, 2007, 2 pages.

* cited by examiner

Primary Examiner — Robert Delehanty

(74) *Attorney, Agent, or Firm* — Kyle M. Zeller; King &
Spalding LLP

(57) **CLAIM**

The ornamental design for a fence, as shown and described.

DESCRIPTION

FIG. 1 is a perspective view of a fence according to the
invention;

FIG. 2 is a front view of a fence showing my new design;

FIG. 3 is a rear view thereof; and,

FIG. 4 is a top plan view thereof.

The portions of the figures illustrated in broken lines are
provided for illustrative purposes only and form no part of the
claimed design.

1 Claim, 4 Drawing Sheets

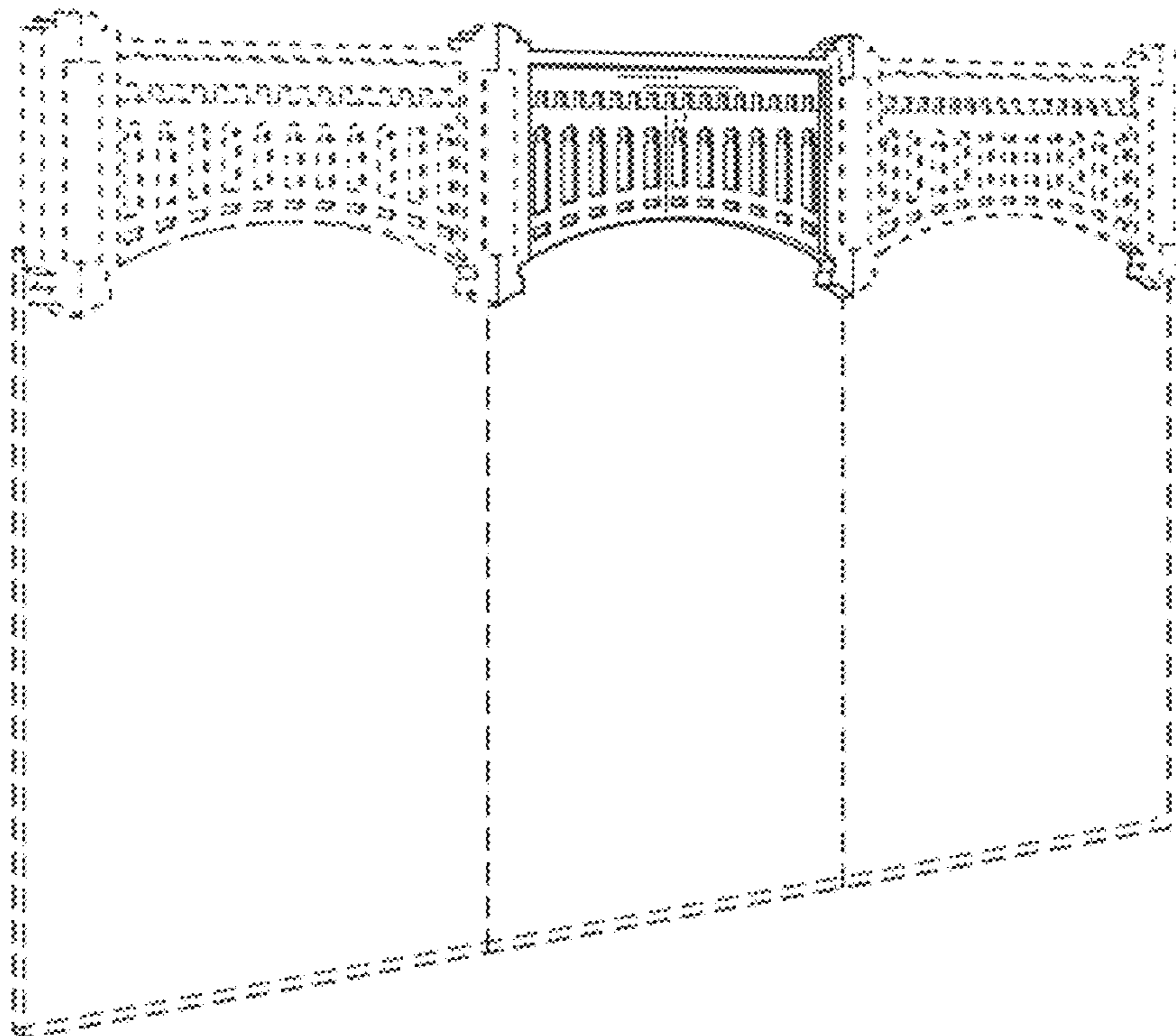


FIG. 1

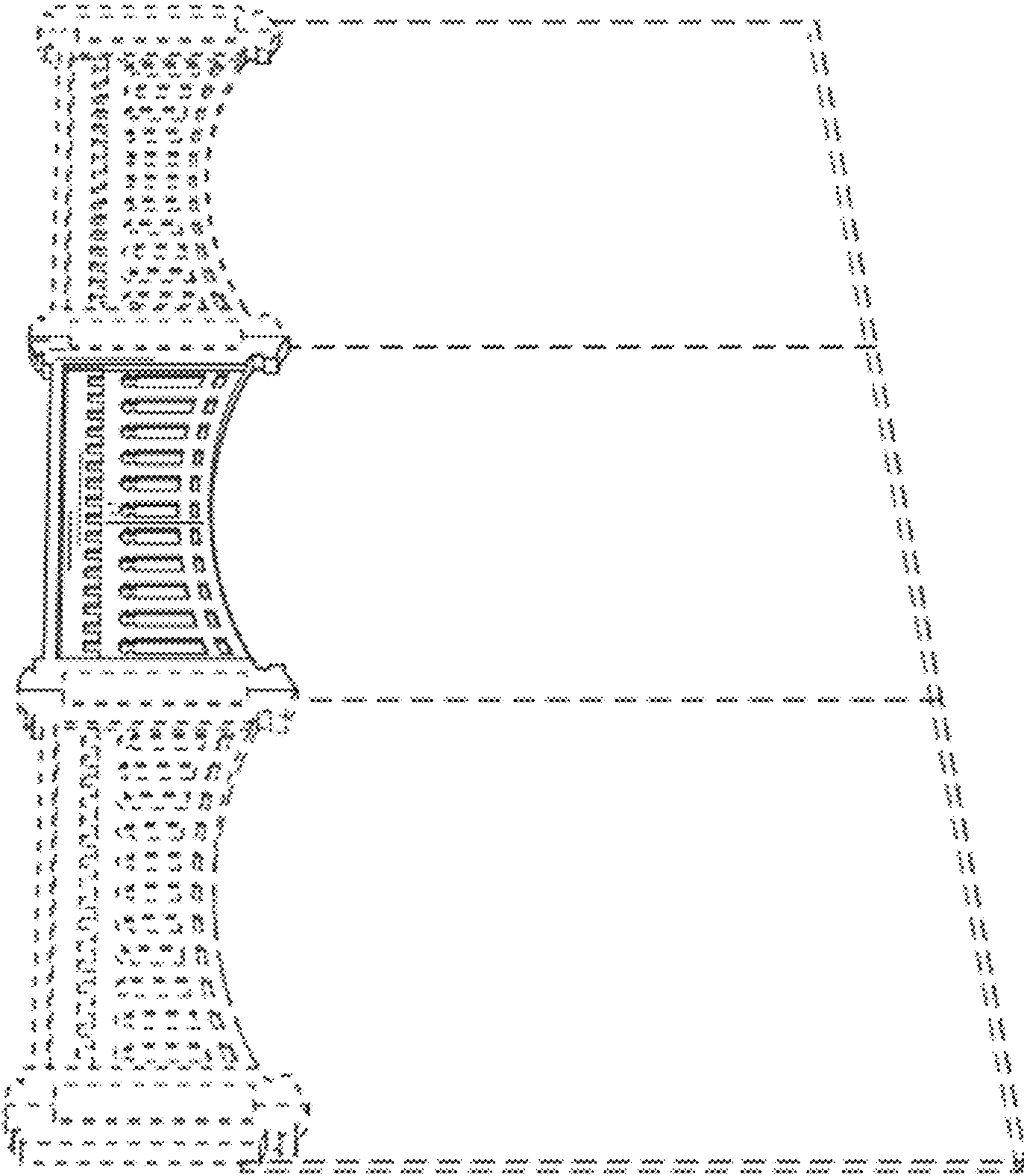


FIG. 2

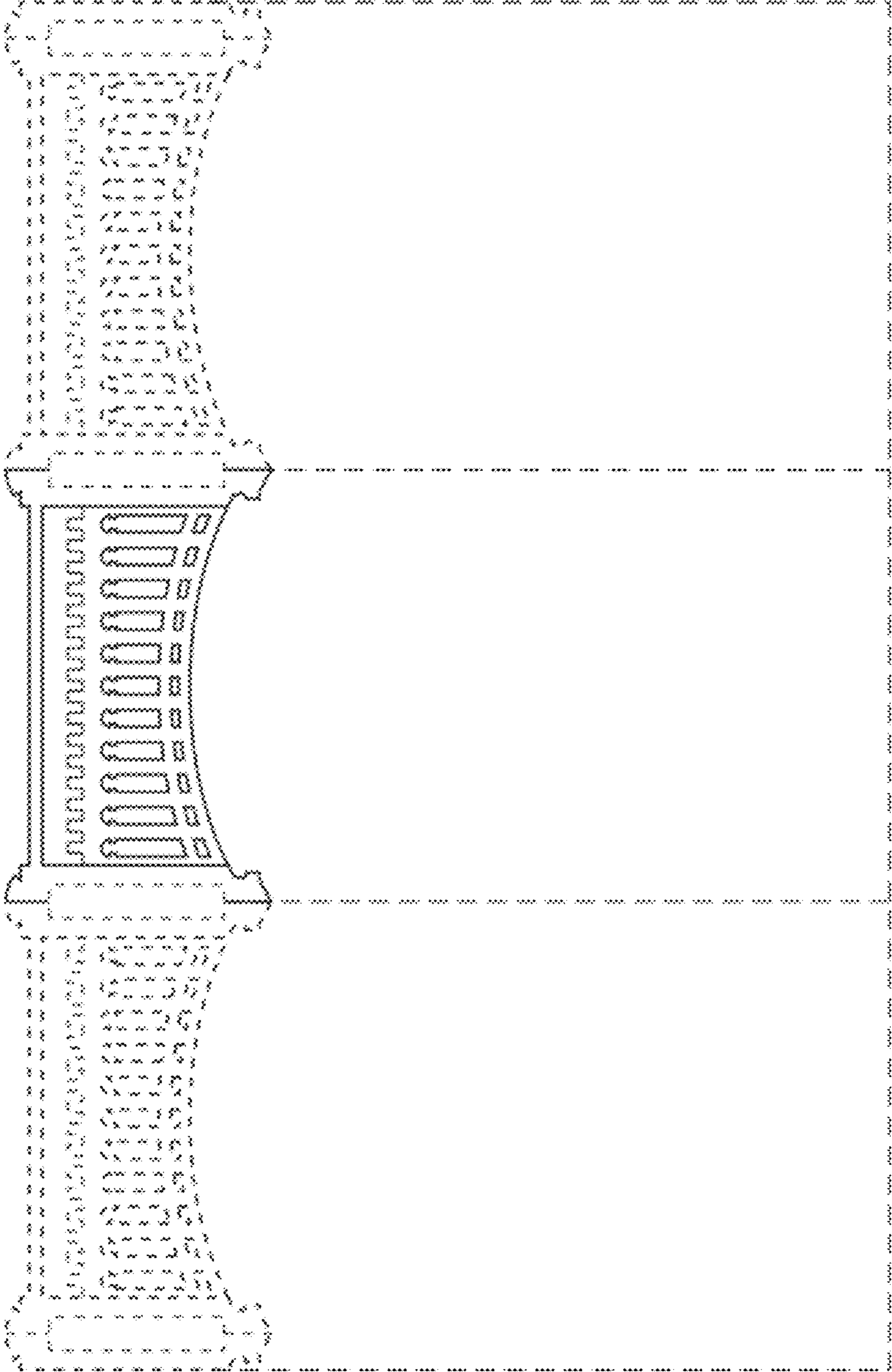


FIG. 3

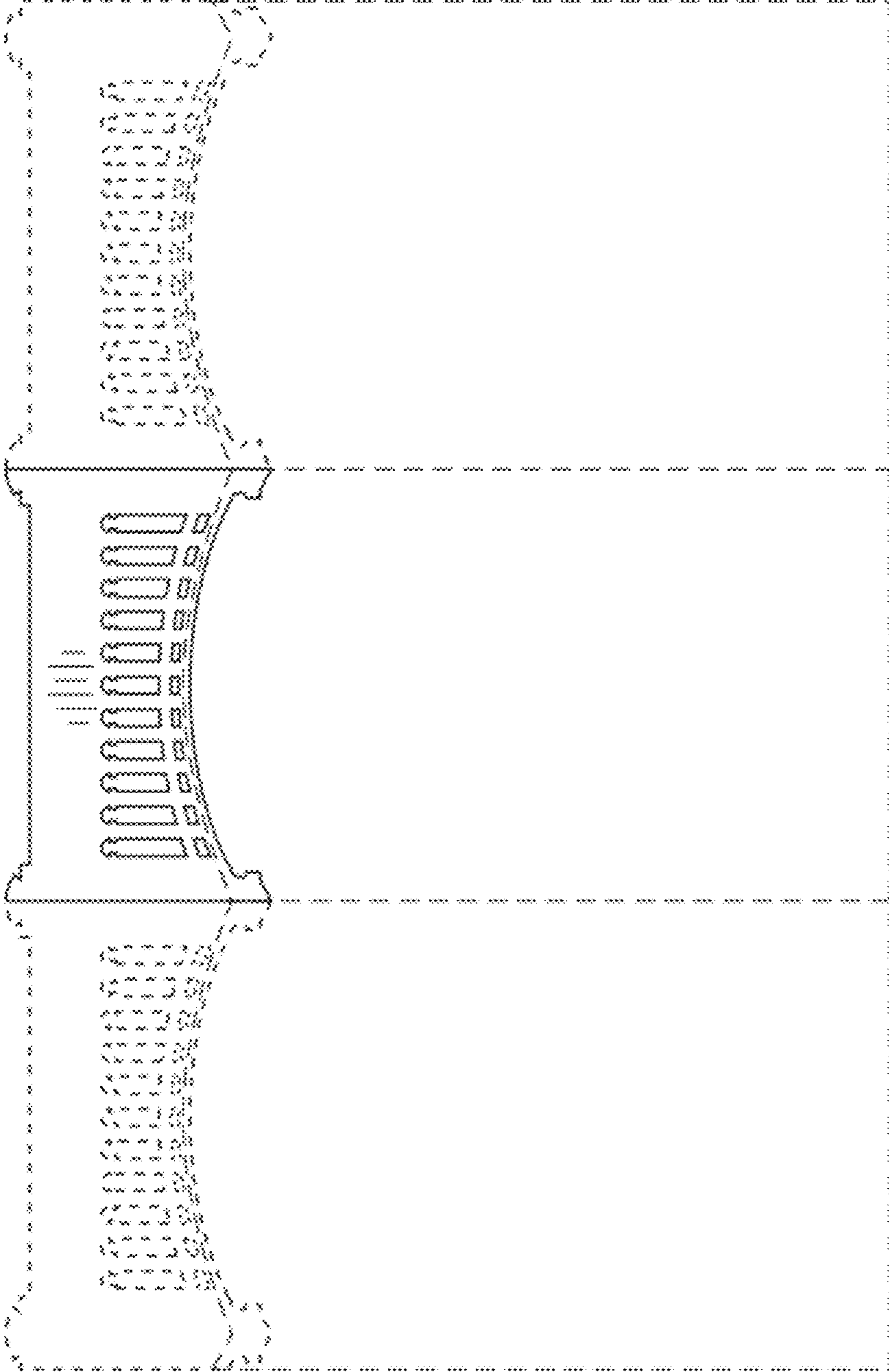


FIG. 4

