



US00D667562S

(12) **United States Design Patent**  
**Nguyen**

(10) **Patent No.:** **US D667,562 S**

(45) **Date of Patent:** **\*\* Sep. 18, 2012**

(54) **LIQUID SPECIMEN TESTER CARTRIDGE  
AND CAP COMBINED**

D626,249 S \* 10/2010 Wang et al. .... D24/223  
D634,023 S \* 3/2011 Wei ..... D24/223  
8,003,060 B2 \* 8/2011 Cracauer et al. .... 422/413

(76) Inventor: **Phuong Nguyen**, San Diego, CA (US)

\* cited by examiner

(\*\*) Term: **14 Years**

*Primary Examiner* — Anhdao Doan

(21) Appl. No.: **29/399,386**

(74) *Attorney, Agent, or Firm* — Charmasson, Buchaca & Leach, LLP

(22) Filed: **Aug. 12, 2011**

(51) **LOC (9) Cl.** ..... **24-01**

(52) **U.S. Cl.** ..... **D24/224**

(58) **Field of Classification Search** ..... D24/216–226,  
D24/227, 231, 232, 107, 169, 186; D10/81;  
422/400–404, 408, 430, 68.1

See application file for complete search history.

(57) **CLAIM**

The ornamental design for a liquid specimen tester cartridge and cap combined, as shown and described.

**DESCRIPTION**

FIG. 1 is a front, bottom, and left side perspective view of a liquid specimen tester cartridge and cap combined device showing my new design;

FIG. 2 is a back, top and right side perspective view thereof;

FIG. 3 is a front plan view thereof;

FIG. 4 is a back plan view thereof;

FIG. 5 is a left side plan view thereof, the right side plan view being a mirror image thereof;

FIG. 6 is a top plan view thereof; and,


FIG. 7 is a bottom plan view thereof.

(56) **References Cited**

U.S. PATENT DOCUMENTS

D391,373	S	*	2/1998	Shartle	.....	D24/224
D412,990	S	*	8/1999	Woolston et al.	.....	D24/223
D421,310	S	*	2/2000	Shantz	.....	D24/223
6,299,842	B1	*	10/2001	Kozak et al.	.....	422/550
D502,263	S	*	2/2005	Feller et al.	.....	D24/136
D536,798	S	*	2/2007	Lee et al.	.....	D24/223
D557,815	S	*	12/2007	Lee et al.	.....	D24/223
D561,344	S	*	2/2008	Kozak et al.	.....	D24/216
D594,131	S	*	6/2009	Nguyen	.....	D24/216

**1 Claim, 4 Drawing Sheets**



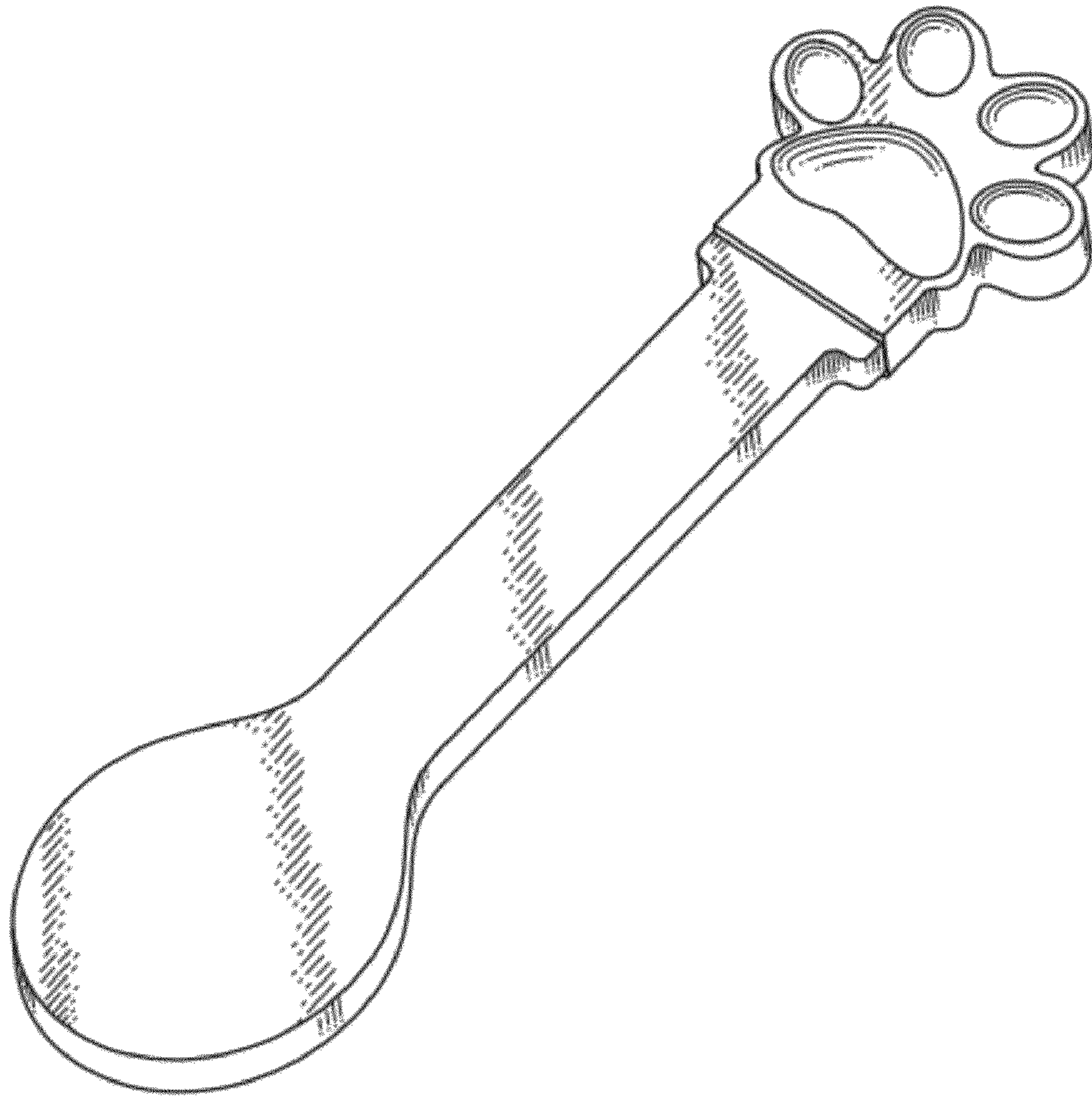


FIG. 1

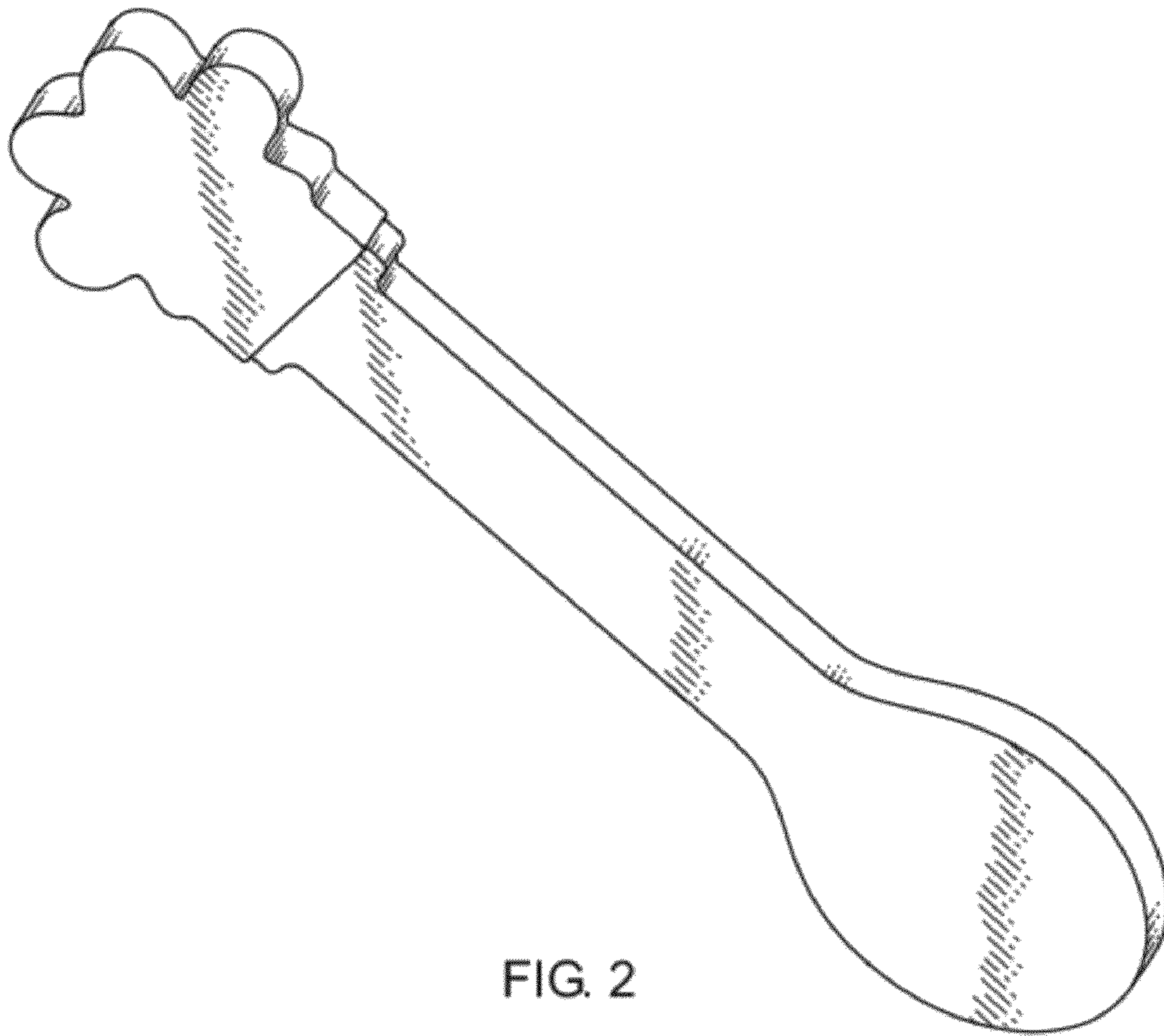


FIG. 2

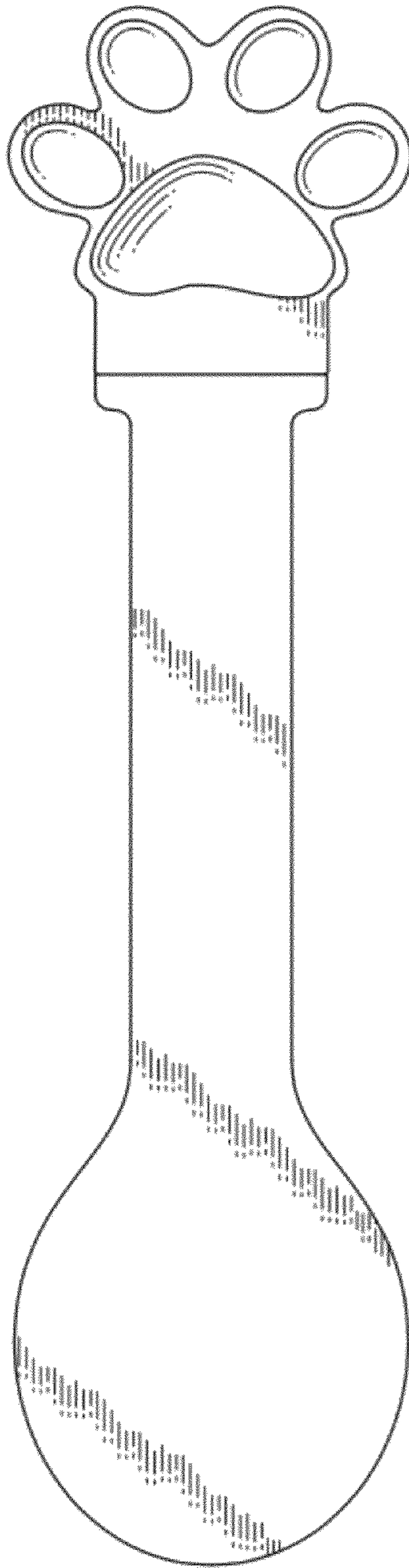


FIG. 3

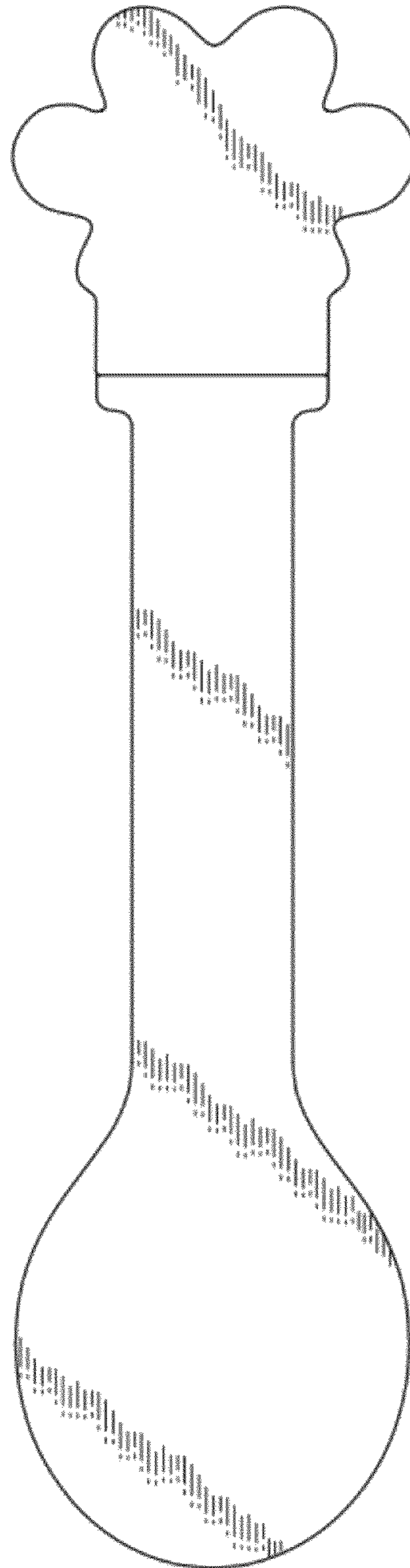


FIG. 4




FIG. 5

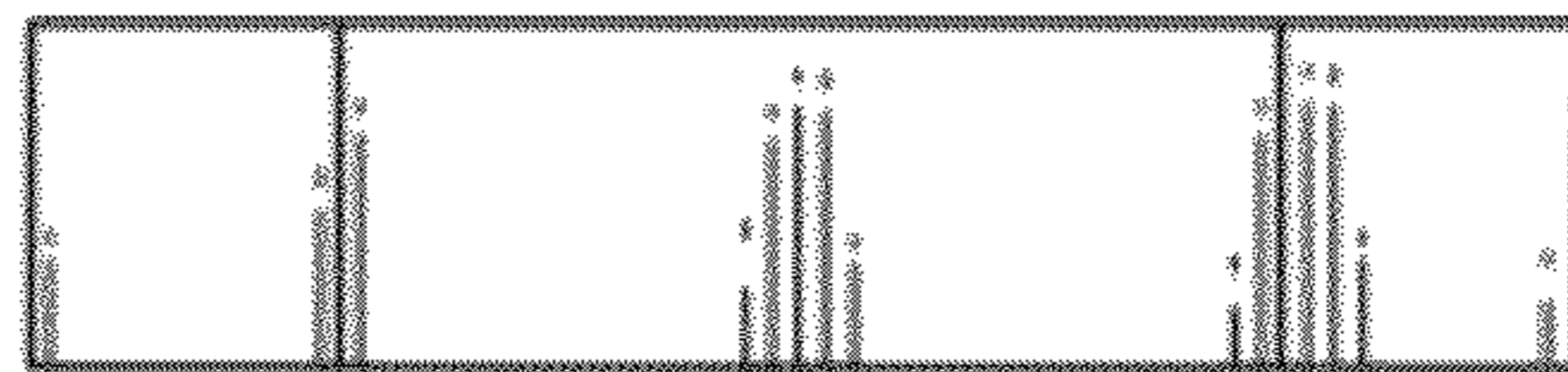


FIG. 6




FIG. 7