

US00D667543S

(12) **United States Design Patent**
Ierulli

(10) **Patent No.:** **US D667,543 S**

(45) **Date of Patent:** **** *Sep. 18, 2012**

(54) **NASAL DILATOR**

(76) **Inventor:** **Joseph V Ierulli**, Portland, OR (US)

(*) **Notice:** This patent is subject to a terminal disclaimer.

(**) **Term:** **14 Years**

(21) **Appl. No.:** **29/399,247**

(22) **Filed:** **Aug. 11, 2011**

Related U.S. Application Data

(60) Division of application No. 29/380,763, filed on Dec. 10, 2010, which is a continuation-in-part of application No. 12/106,289, filed on Apr. 19, 2008, now Pat. No. 8,062,329.

(51) **LOC (9) Cl.** **24-02**

(52) **U.S. Cl.** **D24/135**

(58) **Field of Classification Search** D24/133, D24/135, 136; 606/191-199

See application file for complete search history.

(56) **References Cited**

U.S. PATENT DOCUMENTS

5,533,499	A	7/1996	Johnson	
5,549,103	A *	8/1996	Johnson	128/200.24
5,611,333	A	3/1997	Johnson	
D379,513	S	5/1997	Ierulli	
5,842,469	A *	12/1998	Rapp et al.	128/200.24
D422,358	S	4/2000	Lundy et al.	
D422,702	S	4/2000	Lundy et al.	
D422,703	S	4/2000	Lundy et al.	
D429,332	S	8/2000	Ierulli	
D430,295	S	8/2000	Ierulli	
D432,652	S	10/2000	Ierulli	
D434,146	S	11/2000	Ierulli	
D437,641	S	2/2001	Ierulli	
D441,081	S	4/2001	Mueller	
D490,897	S	6/2004	Ruch	
8,026,405	B2 *	9/2011	Beaudry	602/41
2002/0000227	A1 *	1/2002	Duyke et al.	128/200.24

2008/0058858	A1 *	3/2008	Smith	606/199
2008/0097517	A1 *	4/2008	Holmes et al.	606/199
2011/0000483	A1 *	1/2011	Matthias et al.	128/200.24
2011/0093004	A1 *	4/2011	Ierulli	606/204.45

OTHER PUBLICATIONS

Product photo and press releases printed from Internet press-release distribution site. Product is Breathe Right Extra from GLAXOSMITHKLINE Consumer Healthcare. Press releases purport to have been released on Oct. 15, 2009.

* cited by examiner

Primary Examiner — Bridget L Eland

(74) *Attorney, Agent, or Firm* — Mersenne Law LLC

(57) **CLAIM**

The ornamental design for a nasal dilator, as shown and described.

DESCRIPTION

FIG. 1 is a perspective view of a first embodiment of a nasal dilator showing my new design;

FIG. 2 is a top plan view thereof;

FIG. 3 is a front view thereof, the rear view being a mirror image;

FIG. 4 is a right side view thereof, the left side view being a mirror image;

FIG. 5 is a bottom plan view thereof;

FIG. 6 is a perspective view of a second embodiment of a nasal dilator showing my new design;

FIG. 7 is a top plan view thereof;

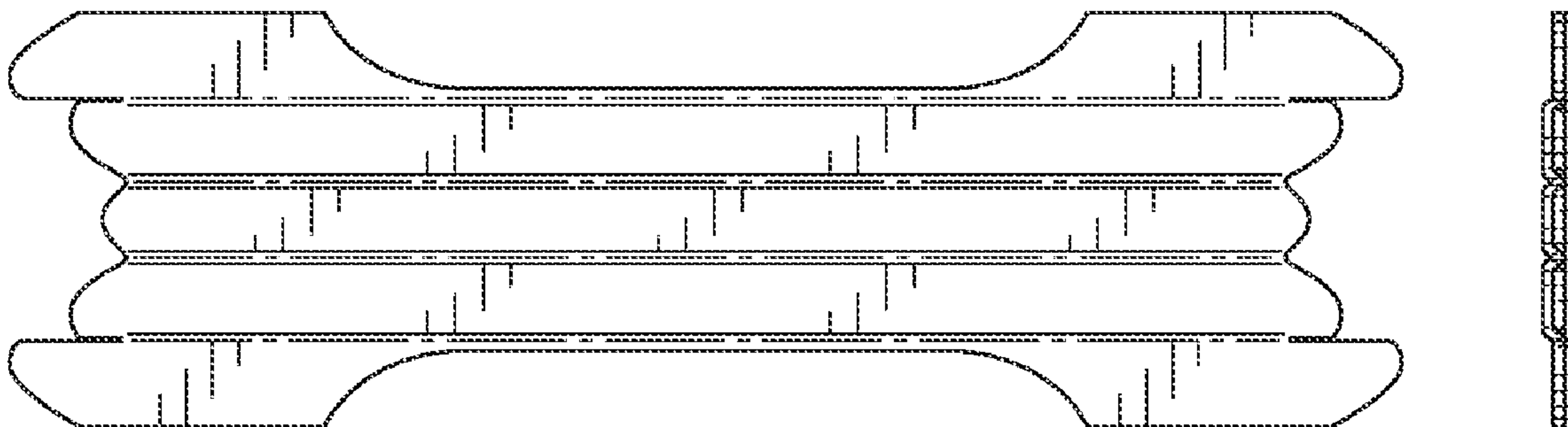
FIG. 8 is a front view thereof, the rear view being a mirror image;

FIG. 9 is a right side view thereof, the left side being a mirror image; and,

FIG. 10 is a bottom plan view thereof.

The broken line showing of human facial features is directed to environment and is for illustrative purposes only; the broken lines form no part of the claimed design.

1 Claim, 2 Drawing Sheets



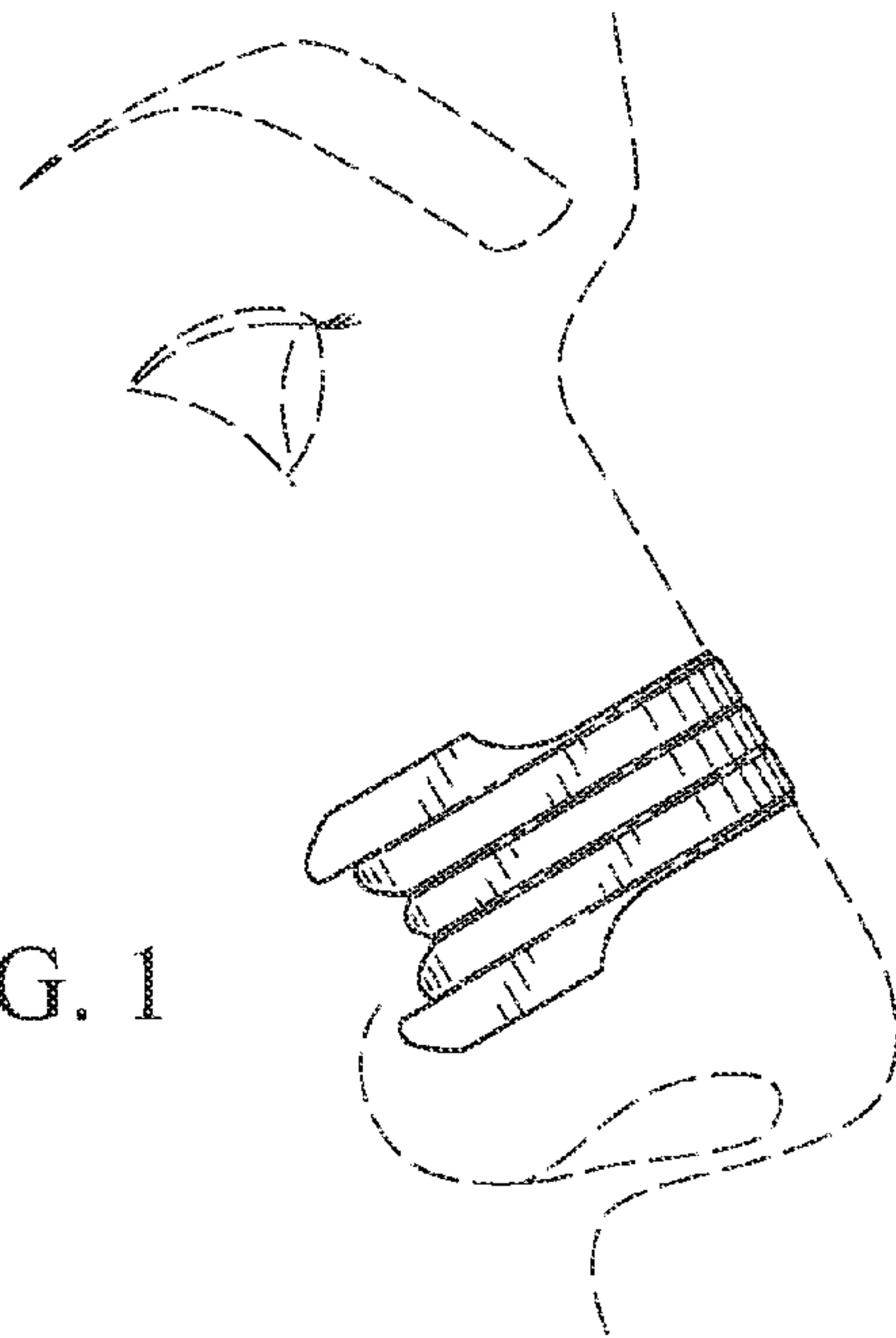


FIG. 1

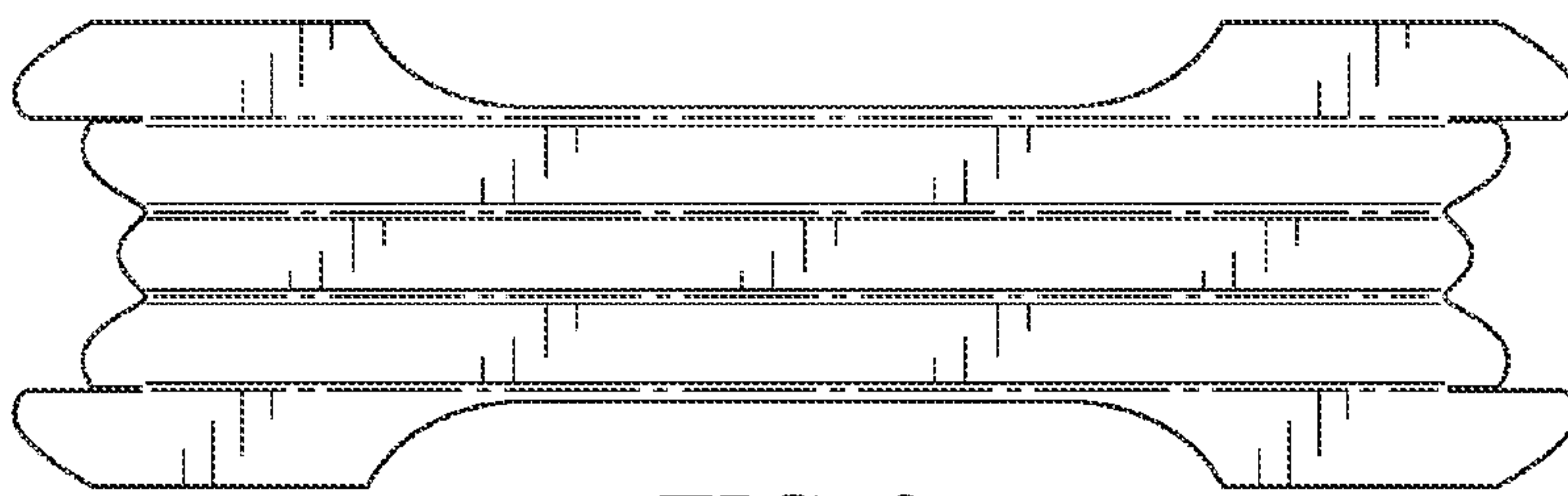


FIG. 2



FIG. 4




FIG. 3

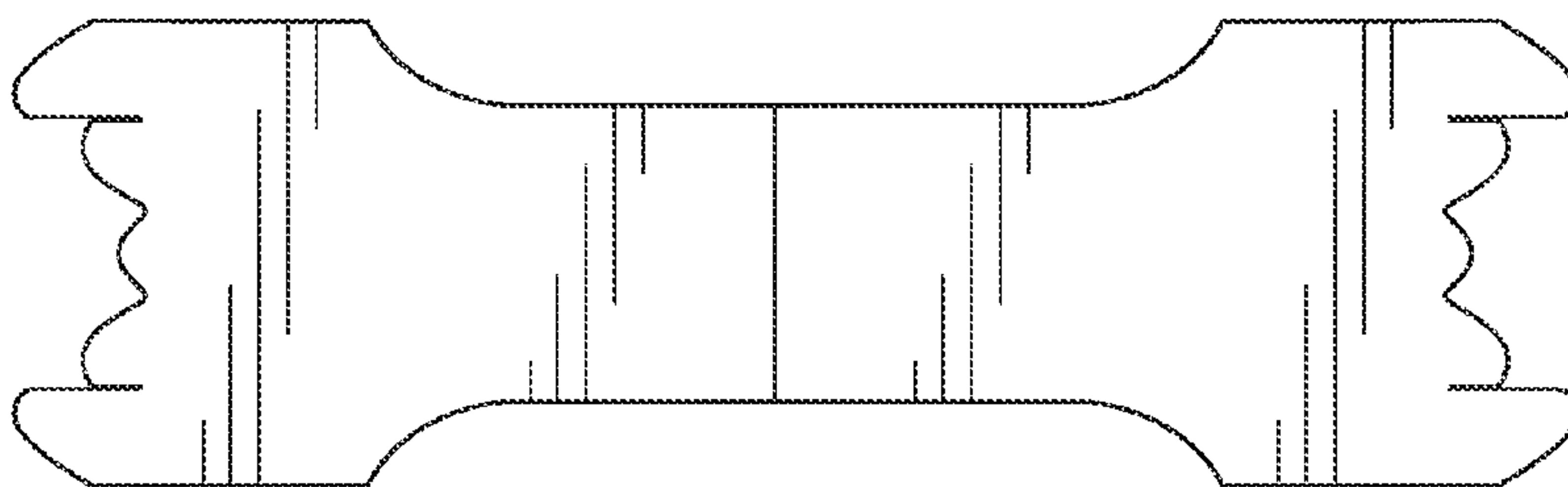


FIG. 5

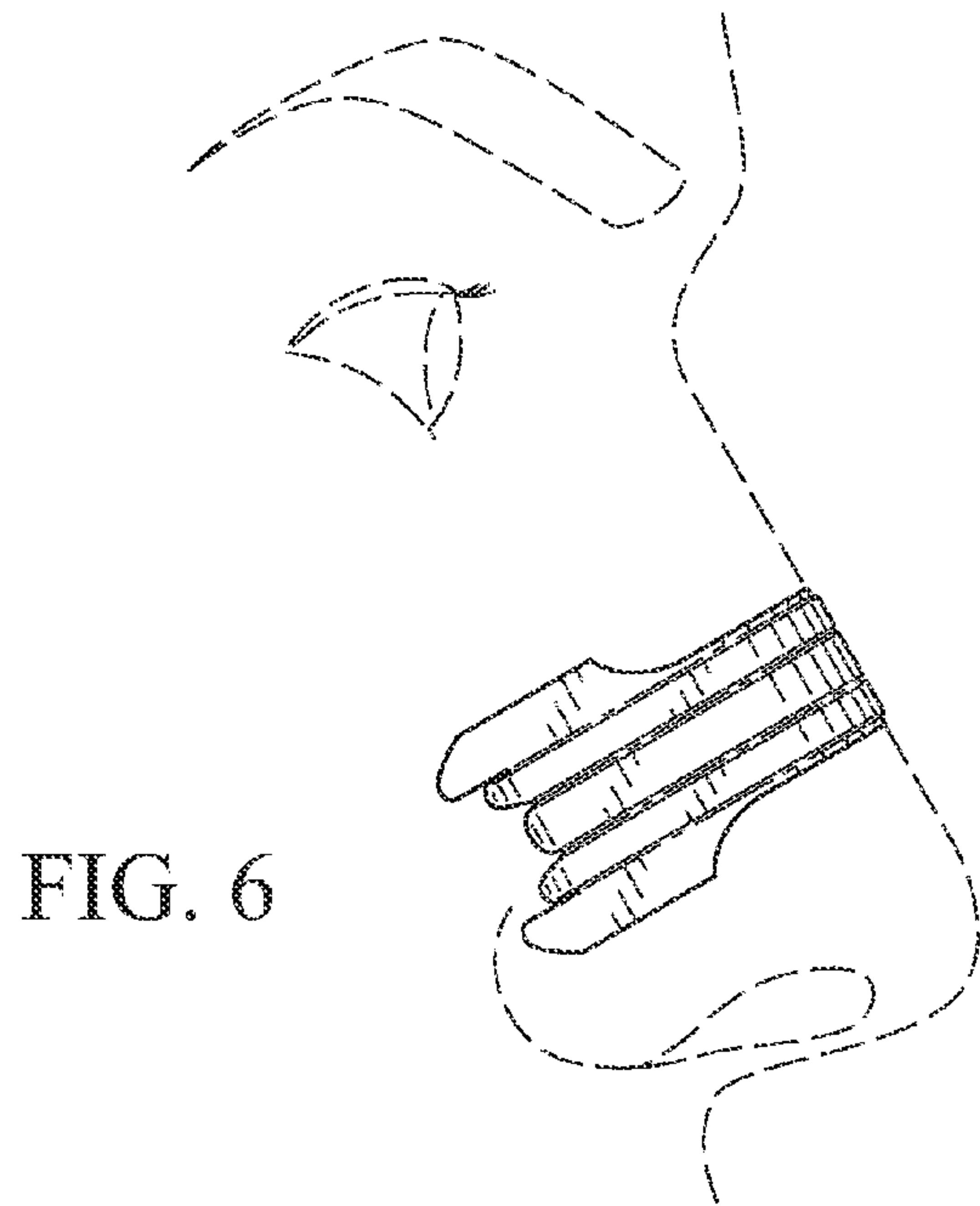


FIG. 6




FIG. 7

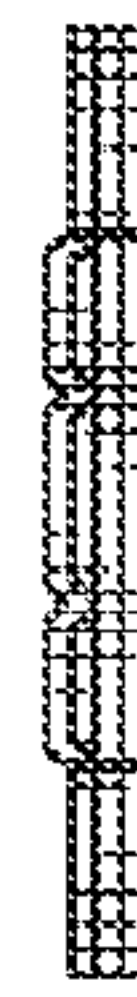


FIG. 9




FIG. 8

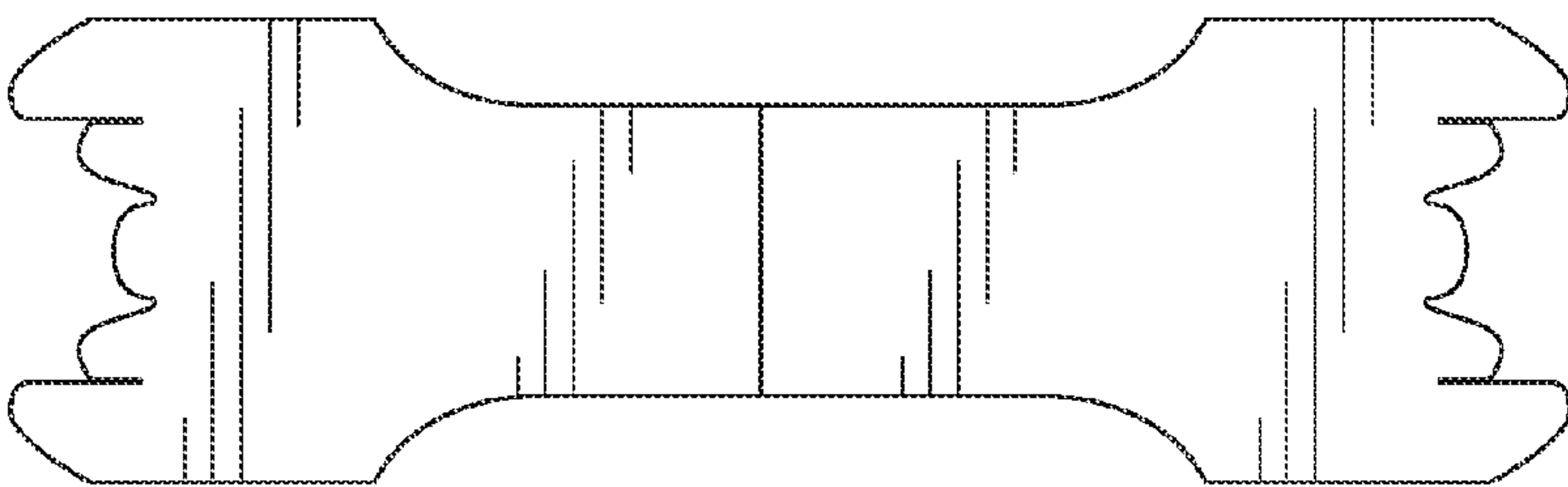


FIG. 10