



US00D667502S

(12) **United States Design Patent**  
**Nishida**

(10) **Patent No.:** **US D667,502 S**  
(45) **Date of Patent:** **\*\* Sep. 18, 2012**

(54) **PEN**

(75) Inventor: **Tsuyoshi Nishida**, Tokyo (JP)

(73) Assignee: **Mitsubishi Pencil Company, Limited**,  
Tokyo (JP)

(\*\*) Term: **14 Years**

(21) Appl. No.: **29/392,898**

(22) Filed: **May 27, 2011**

(30) **Foreign Application Priority Data**

Nov. 30, 2010 (JP) ..... 2010-028570

(51) **LOC (9) Cl.** ..... **19-06**

(52) **U.S. Cl.** ..... **D19/54**

(58) **Field of Classification Search** ..... D19/35,  
D19/36, 41-51, 54-58; D14/411; 24/11 F,  
24/11 P, 11 R; 401/52, 99-109, 192, 195,  
401/196

See application file for complete search history.

(56) **References Cited**

**U.S. PATENT DOCUMENTS**

D320,618 S *	10/1991	Grotsch	.....	D19/48
5,643,403 A *	7/1997	Poole et al.	.....	156/762
D449,649 S	10/2001	Takanashi		
D466,156 S *	11/2002	Nakazawa	.....	D19/51
D493,832 S *	8/2004	Hung	.....	D19/43
D582,980 S *	12/2008	Price	.....	D19/48
D584,774 S *	1/2009	Morimura et al.	.....	D19/66
D605,696 S *	12/2009	Ma	.....	D19/43
D636,022 S *	4/2011	Kim	.....	D19/41

**FOREIGN PATENT DOCUMENTS**

KP	30-0280518	7/2001
TW	159642	6/1991
TW	219248	1/1994
TW	558356	10/2003

**OTHER PUBLICATIONS**

Taiwan Appln. Serial No. 10120269270 Office Action mailed Mar. 23, 2012, 3 pages—English, 3 pages—Chinese.

\* cited by examiner

*Primary Examiner* — Elizabeth Albert

(74) *Attorney, Agent, or Firm* — Andrew F. Young, Esq.;  
Lackebach Siegel, LLP

(57) **CLAIM**

The ornamental design for a pen, as shown and described.

**DESCRIPTION**

FIG. 1 is a perspective view of the pen showing my new design.

FIG. 2 is a front elevational view of FIG. 1.

FIG. 3 is a right side elevational view of FIG. 1, the left side elevational view being a mirror image thereof.

FIG. 4 is a rear elevational view of FIG. 1.

FIG. 5 is a top plan view of FIG. 1.

FIG. 6 is a bottom plan view of FIG. 1; and,

FIG. 7 is an exploded perspective view of FIG. 1.

The broken lines in FIGS. 1-4, 6, and 7 are included for the purpose of showing portions of the pen that form no part of the claimed design.

**1 Claim, 4 Drawing Sheets**




Fig. 1




Fig. 2




Fig. 3




Fig. 4




Fig. 5

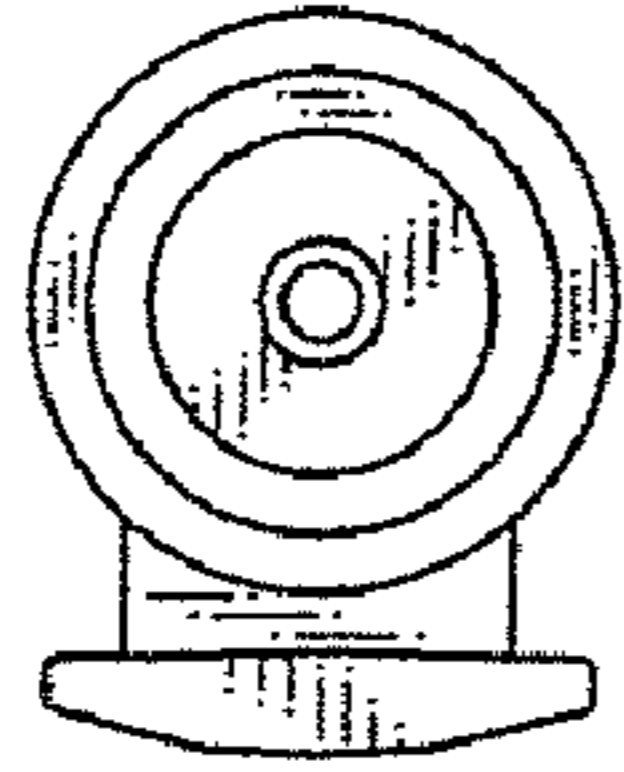


Fig. 6

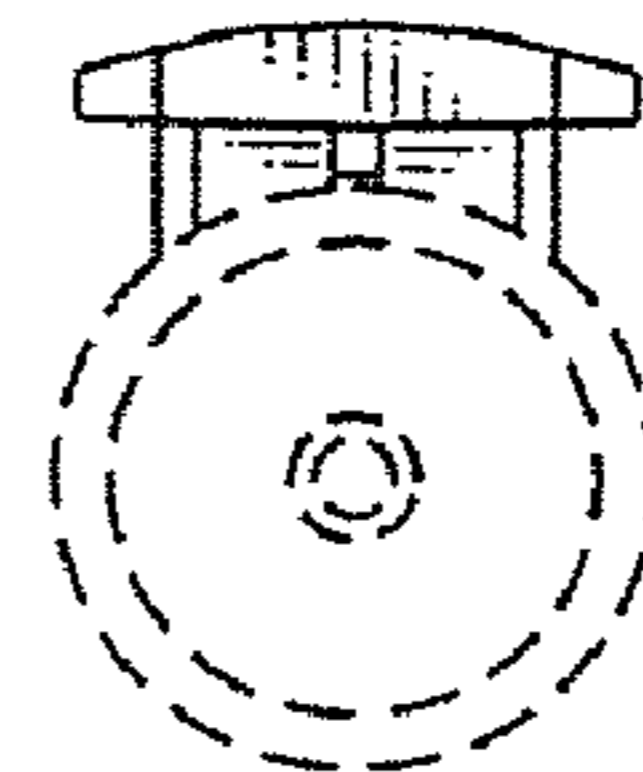


Fig. 7

